

GENERAL PURPOSE ENGINE

GX120U1

PARTS CATALOGUE

1



GX120U1

FOREWORD INDEX

1

ENGINE GROUP

2

PART NUMBER INDEX

3

PART NAME INDEX

4

Instruction for use of parts catalogue

- **This parts catalogue was prepared based on the latest information available as of April 10, 2005.**
 - See the parts catalogue news for any revision that is made after April 10, 2005.
- **Always specify the part number when ordering a part.**
 - Check the model, type, serial numbers, color, maker, and the size as needed before ordering a part.
 - Note that the illustrations (part drawings) can differ from the actual parts in shape. They are given just to help you to refer to the parts.
- **When modifications or additions to this parts catalogue are made, a revised edition will be issued at an appropriate time, with successively progressing revision numbers on the cover. We recommend obtaining such revisions in order to keep your parts catalogue up-to-date at all times. To check whether a parts catalogue revision has been issued, please contact your Honda distributor.**

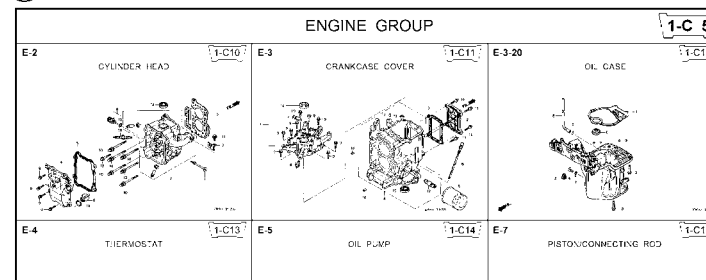
Initial version issue date April 10, 2005
Honda Motor Co., Ltd.

CONTENTS

| | Page | Address No. | |
|---|------|-------------|----------|
| ● Instruction for use of parts catalogue | 1 | B 1 | 1 |
| ● How to refer to the part information | 2 | B 2 | |
| ● Part catalogue structure | 3 | B 3 | |
| ● When the parts were revised..... | 4 | B 4 | |
| ● Abbreviations used in the parts catalogue..... | 4 | B 4 | |
| ● How to check the part block and serial numbers..... | 5 | B 5 | |
| ● Models, parts catalogue codes and applicable serial numbers | 6 | B 6 | |
| ● Features of each type..... | 8 | B 8 | |
| ● Fuel hose, general purpose hoses and vinyl hose..... | 14 | B14 | |
| ● FLAT RATE SERVICE TIME | 15 | B15 | |
| ● Illustrated index | 20 | C 4 | |
| ● ENGINE GROUP..... | 25 | D 1 | 2 |
| ● PART NO. INDEX..... | 84 | H 1 | 3 |
| ● PART NAME INDEX..... | 87 | I 1 | 4 |

How to refer to the part information

A Reference with "Illustrated index"



B Reference with "Part number index"

PART NO. INDEX

| Part Number | Address | Page | Ref. | Part Number | Address | Page |
|-----------------|---------|------|------|---------------|---------|------|
| 06000 | | | | 15212-ZW9-000 | 1-C14 | 3C |
| 06316-ZW9-000 | 1-69 | 88 | 1 | 15220-ZW9-003 | 1-C14 | 3C |
| 11000 | | | | 15332-ZW9-000 | 1-E8 | 55 |
| 11300-ZW9-405 | 1-C11 | 27 | 1 | 15332-ZW9-A30 | 1-E11 | 58 |
| 11300-ZW9-406 | 1-C11 | 27 | 1 | 15400-PFB-004 | 1-C11 | 27 |
| 11340-ZW9-000 | 1-C11 | 27 | 2 | 15422-ZW9-000 | 1-C14 | 3C |
| 11342-ZW9-000 | 1-C11 | 27 | 3 | 15473-881-000 | 1-C14 | 3C |
| 11381-ZW9-003 | 1-C12 | 28 | 1 | 15474-ZW9-000 | 1-C14 | 3C |
| | | | | 15611-921-000 | 1-C10 | 2E |
| | | | | 15655-ZW9-000 | 1-C11 | 27 |
| | | | | 16000 | | |
| 12000 | | | | 16010-ZV4-005 | 1-D4 | 3E |
| 12000-ZW9-405ZA | 1-C11 | 27 | 4 | 16011-ZV4-005 | 1-D4 | 3E |
| 12155-ZV4-A00 | 1-C13 | 29 | 1 | 16013-ZW9-003 | 1-D4 | 3E |
| 12166-ZW9-000 | 1-C10 | 26 | 1 | 16016-ZW9-003 | 1-D4 | 3E |
| 12209-GB4-681 | 1-C16 | 32 | 1 | 16016-ZW9-721 | 1-D4 | 3E |
| 12210-ZW9-405ZA | 1-C10 | 26 | 2 | 16023-ZW9-003 | 1-D4 | 3E |
| 12216-ZE2-300 | 1-E8 | 55 | 1 | 16024-ZV4-650 | 1-D4 | 3E |
| | 1-E11 | 58 | 1 | 16028-ZV4-650 | 1-D4 | 3E |

C Reference with "Part name index"

PART NAME INDEX

| Part name | Address | Page | Ref. |
|---------------------------|---------|------|------|
| [A] | | | |
| ABSORBER , FUEL | 1-E15 | 62 | 5 |
| ARMATURE COMP. | 1-D11 | 43 | 7 |
| ARM COMP. , LINK JOINT | 1-G6 | 85 | 18 |
| ARM COMP. , SHIFT LINK | 1-G6 | 85 | 14 |
| ARM COMP. , TILT | 1-F15 | 79 | 20 |
| ARM , FUEL PUMP ROCKER | 1-C16 | 32 | 4 |
| ARM , REVERSE LOCK | 1-F15 | 79 | 18 |
| ARM , SHIFT LINK | 1-F11 | 74 | 7 |
| ARM , STOPPER | 1-D1 | 33 | 12 |
| ARM , THROTTLE REMOTE | 1-F11 | 74 | 6 |
| ARM , VALVE ROCKER | 1-C16 | 32 | 3 |
| [B] | | | |
| BAG , TOOL , 160MM | 1-G5 | 84 | 10 |
| BAND | 1-G6 | 86 | 37 |
| BAND B1 , WIRE | 1-F6 | 69 | 1 |
| BAND , CORD | 1-F3 | 67 | 18 |
| BAND , TUBE CLIP , 11MM | 1-E15 | 63 | 20 |
| BAND , TUBE CLIP , 12.5MM | 1-E15 | 63 | 19 |

Address No. 1-C10

Block No. E-2

Ref No.

CYLINDER HEAD

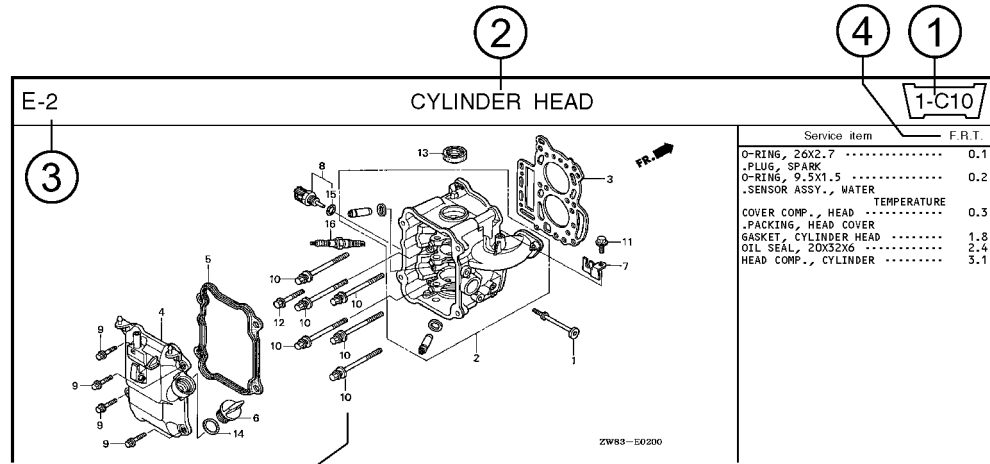
| Service item | F.R.T. |
|---------------------------------|--------|
| O-RING, 26X2.7 | 0.1 |
| PLUG, SPARK | 0.2 |
| O-RING, 9.5X1.5 | 0.2 |
| SENSOR ASSY., WATER TEMPERATURE | 0.3 |
| COVER COMP., HEAD | 0.3 |
| PACKING, HEAD COVER | 1.8 |
| GASKET, CYLINDER HEAD | 2.4 |
| OIL SEAL, 20X32X6 | 2.4 |
| HEAD COMP., CYLINDER | 3.1 |

| Ref. No. | Part No. | Description | Reqd. QTY | | | | | | Serial No. | Parts catalogue code |
|----------|-----------------|---------------------------------|-----------|------|------|------|------|-----------------|------------|----------------------|
| | | | 99D1 | 99D1 | 1001 | 1001 | 1001 | 1001 | | |
| 1 | 12166-ZW9-000 | STOPPER, ENGINE SIDE | 2 | 2 | 2 | 2 | 2 | | | |
| 2 | 12210-ZW9-000ZA | HEAD COMP., CYLINDER | 1 | 1 | 1 | 1 | 1 | | | |
| 3 | 12251-ZW9-003 | GASKET, CYLINDER HEAD | 1 | 1 | 1 | 1 | 1 | | | |
| 4 | 12310-ZW9-000 | COVER COMP., HEAD | 1 | 1 | 1 | 1 | 1 | | | |
| 5 | 12312-ZW9-000 | PACKING, HEAD COVER | 1 | 1 | 1 | 1 | 1 | | | |
| 6 | 15611-921-000 | CAP, OIL (NO GAUGE) | 1 | 1 | 1 | 1 | 1 | | | |
| 7 | 16617-ZW9-000 | HOLDER, CABLE | 1 | 1 | 1 | 1 | 1 | SC,SG | | |
| | 16617-ZW9-010 | | 1 | 1 | 1 | 1 | 1 | 1001800 LHC,LHD | | |
| | | | 1 | 1 | 1 | 1 | 1 | 1001801 LHC,LHD | | |
| 8 | 35673-ZV5-003 | SENSOR ASSY., WATER TEMPERATURE | 1 | 1 | 1 | 1 | 1 | | | |
| 9 | 90003-ZW9-000 | BOLT, FLANGE, 6X22 | 4 | 4 | 4 | 4 | 4 | | | |
| 10 | 90007-ZW9-003 | BOLT, FLANGE, 8X83 | 6 | 6 | 6 | 6 | 6 | | | |
| 11 | 90011-ZW9-000 | BOLT, FLANGE, 6X14 (CT200) | 1 | 1 | 1 | 1 | 1 | | | |
| 12 | 90020-ZW9-000 | BOLT, FLANGE, 8X40 | 2 | 2 | 2 | 2 | 2 | | | |
| 13 | 91202-KJ9-003 | OIL SEAL, 20X32X6 | 1 | 1 | 1 | 1 | 1 | | | |
| 14 | 91301-805-000 | O-RING, 26X2.7 | 1 | 1 | 1 | 1 | 1 | | | |
| 15 | 91307-PK2-005 | O-RING, 9.5X1.5 (HONDA KIKAKI) | 1 | 1 | 1 | 1 | 1 | | | |
| 16 | 98059-55916 | PLUG, SPARK (CR5EH-9) | 2 | 2 | 2 | 2 | 2 | | | |
| | 98059-55926 | PLUG, SPARK (U16FER9) | 2 | 2 | 2 | 2 | 2 | | | |

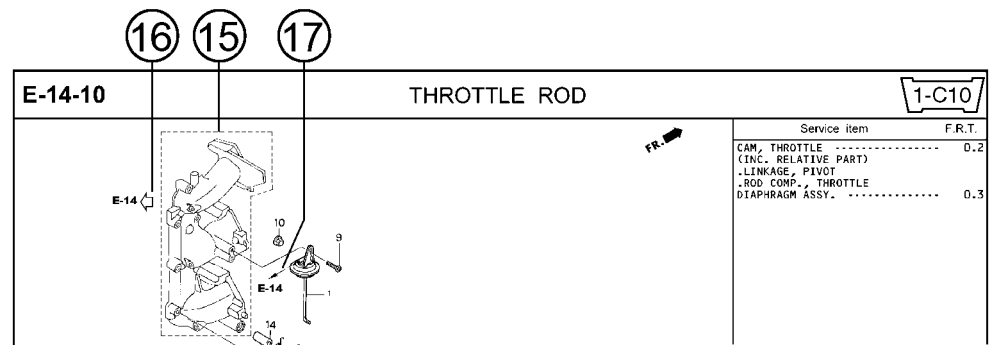
2000.09.20 E

Page No.

Part catalogue structure



| Ref. No. | Part No. | Description | Reqd. QTY | | | | | | Serial No. | Parts catalogue code |
|----------|-----------------|-------------------------------|-----------|-----------|---------|----------|---------|----------|-----------------|----------------------|
| | | | BF 9/901 | BFP 9/901 | BF 1001 | BFP 1001 | BF 1081 | BFP 1081 | | |
| 1 | 12166-zw9-000 | STOPPER, ENGINE SIDE | 2 | 2 | 2 | 2 | 2 | 2 | | |
| 2 | 12210-zw9-000ZA | HEAD COMP., CYLINDER *NH8* | 1 | 1 | 1 | 1 | 1 | 1 | | |
| 3 | 12251-zw9-003 | GASKET, CYLINDER HEAD | 1 | 1 | 1 | 1 | 1 | 1 | | |
| 4 | 12310-zw9-000 | COVER COMP., HEAD | 1 | 1 | 1 | 1 | 1 | 1 | | |
| 5 | 12312-zw9-000 | PACKING, HEAD COVER | 1 | 1 | 1 | 1 | 1 | 1 | | |
| 6 | 15611-921-000 | CAP, OIL (NO GAUGE) | 1 | 1 | 1 | 1 | 1 | 1 | | |
| 7 | 16617-zw9-000 | HOLDER, CABLE | 1 | 1 | 1 | 1 | 1 | 1 | SC,S6 | |
| | 16617-zw9-010 | | 1 | 1 | 1 | 1 | 1 | 1 | 1001800 LHC,LHD | |



- ① **Address number**
 - Address No. is provided (in place of the page No.) to help you refer to the part with the part No. or part name.
- ② **Block title** ③ **Block number**
- ④ **Service item/Flat rate time**
- ⑤ **Reference number**
 - Title number marked with the parenthesis or parentheses indicates that it continues from the previous page.
- ⑥ **Part number** ⑦ **Honda color code**
- ⑧ **Description**
- ⑨ **Assemblies**
 - Sections framed with broken lines in the exploded view drawings are available as complete assemblies. (Their individual parts can also be obtained.)
- ⑩ **Color description**
- ⑪ **Note**
 - Notes are shown with the parentheses in the part name column.
- ⑫ **Required quantity**
 - Required QTY shown in the parenthesis or parentheses indicates the optional part.
 - Required QTY marked with "N" Indicates the optional part that should be selected as needed.
 - Required QTY indicates the number of the part used in the block.
- ⑬ **Serial number**
- ⑭ **Type**
 - When the type column is blank, it indicates that the part is applicable to all types.
 - As the type of the actual unit may differ from the "parts catalogue, type" please refer to "Models, types and applicable serial numbers" for confirmation.
- ⑮ **[Dotted box]**
 - Parts enclosed within a dotted line [] are covered in a different block.
- ⑯ **[Hollow arrow]**
 - A hollow arrow [] indicates the block No. for the parts enclosed within a dotted line [] .
- ⑰ **[Solid arrow]**
 - A solid arrow [] indicates the block No. the part in question is connected to.

When the parts were revised

Abbreviations used in the parts catalogue

1



Be sure to check the serial number!!



| Ref. No. | Part No. | Description | Reqd. QTY | | | | | | Serial No. |
|----------|-----------------|--|-----------|-----------|---------|----------|---------|----------|--------------------------------|
| | | | BF 99D1 | BFP 9.9D1 | BF 10D1 | BFP 10D1 | BF 10B1 | BFP 10B1 | |
| 1 | 12166-ZW9-000 | STOPPER, ENGINE SIDE | 2 | 2 | 2 | 2 | 2 | 2 | |
| 2 | 12210-ZW9-000ZA | HEAD COMP., CYLINDER *NH8*.....DARK GRAY | 1 | 1 | 1 | 1 | 1 | 1 | |
| 3 | 12251-ZW9-003 | GASKET, CYLINDER HEAD | 1 | 1 | 1 | 1 | 1 | 1 | |
| 4 | 12310-ZW9-000 | COVER COMP., HEAD | 1 | 1 | 1 | 1 | 1 | 1 | |
| 5 | 12312-ZW9-000 | PACKING, HEAD COVER | 1 | 1 | 1 | 1 | 1 | 1 | |
| 6 | 15611-921-000 | CAP, OIL (NO GAUGE) | 1 | 1 | 1 | 1 | 1 | 1 | |
| 7 | 16617-ZW9-000 | HOLDER, CABLE (###)..... | 1 | 1 | 1 | 1 | 1 | 1 | SC, SG LHC, LHD LHC, LHD |
| | 16617-ZW9-010 | | 1 | 1 | 1 | 1 | 1 | 1 | |

The number has been used from the initial model without revision.

When shown at the left side, it is applicable to the models of No.1001801 and the subsequent numbers.

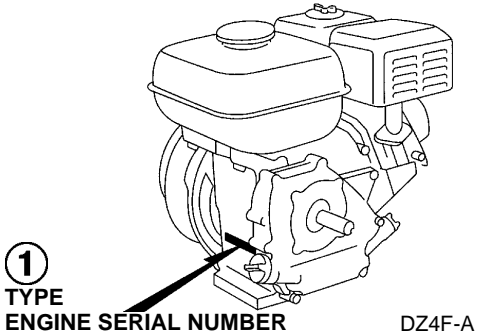
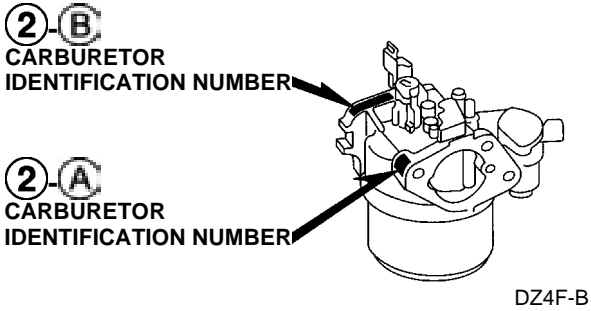
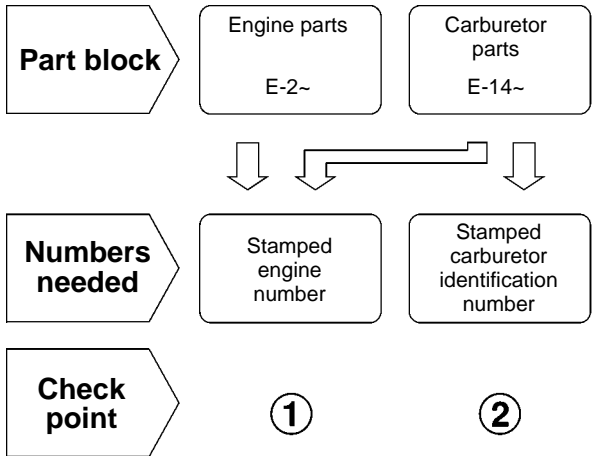
When shown at the right side, it is applicable to the models up to No.1001800.

• The parts listed with "###" at the end of the parts name have limited supply period (parts not for sale).

• The following abbreviations are used in the parts name column.

- | | |
|--|-----------------------------|
| A Ampere | FR.Front |
| A.C. Alternating current | IN.Inlet |
| ASSY. Assembly | L (100L) .Link (100 Links) |
| AT. Automatic transmission | L.Left |
| C.D.I. Capacitive discharge ignition | MMMillimeter |
| COMP. ... Complete | MT.Manual Transmission |
| D.C. Direct current | P.T.O.Power take off |
| EX. Exhaust | R.Right |
| G.F.C.I ... Ground fault circuit interruptor | RR.Rear |
| HEX. Hexagonal | STD.Standard |
| H.S.T. Hydrostatic transmission | T (22T) ...Tooth (22 Teeth) |
| | VVolt |
| | WWatt |

How to check the part block and serial numbers



Models, parts catalogue codes and applicable serial numbers

- Models, parts catalogue codes and applicable serial Nos. given in this parts catalogue can be identified as follows.

| Model | Type | Parts catalogue type | Applicable engine serial No. | Applicable carburetor identification No. | Model | Type | Parts catalogue type | Applicable engine serial No. | Applicable carburetor identification No. | | | | | | | |
|---------|------|----------------------|------------------------------|--|---------|---------|----------------------|------------------------------|--|---------|---------|---------|---------|---------|---------|------|
| GX120U1 | AR | AR | GCAHK-1000001~ | BE62C A | GX120U1 | QB26 | QB26 | GCAHK-1000001~ | BE60B B | | | | | | | |
| | DKR | DKR | | BE60B B | | QH26 | QH26 | | | | | | | | | |
| | HHQ4 | HHQ4 | | | | BE62C A | QJG2 | | | QJG2 | | | | | | |
| | HTF2 | HTF2 | | | | | BE60B B | | | QLL | QLL | | | | | |
| | HT2 | HT2 | | | | | | | | BE60C B | QMA4 | QMA4 | | | | |
| | HXU | HXU | | | | | | | | | BE60B B | QMA8 | QMA8 | | | |
| | HX2 | HX2 | | | | | | | | | | BE60F B | QME4 | QME4 | | |
| | HX26 | HX26 | | | | | | | | | | | BE60B B | QMX2 | QMX2 | |
| | HX4 | HX4 | | | | | | | | | | | | BE60B B | QWA4 | QWA4 |
| | KRA4 | KRA4 | | | | | | | | | | | | | BE60B B | QXC9 |
| | KRF4 | KRF4 | | | | | | | BE60B B | | | | | | | QXS2 |
| | KRS4 | KRS4 | | BE60B B | | | | | | | | | | | | QXU |
| | KRS5 | KRS5 | | | | BE61D B | | | | | | | | | | QX2 |
| | KRS6 | KRS6 | | | | | BE60B B | | | | | | | | | QX26 |
| | KRT4 | KRT4 | | | | | | | | BE61D B | | | | | | QX4 |
| | LAJ4 | LAJ4 | | | | | | | | | BE60B B | | | | | QX7 |
| | LHQ4 | LHQ4 | | | | | | | | | | BE61D B | | | | RD4 |
| | LSD2 | LSD2 | | | | | | | | | | | BE60B B | | | RHC |
| | LSJ4 | LSJ4 | | | | | | | | | | | | BE61D B | | RHQ4 |
| | LXU | LXU | | | | | | | | | | | | | BE61D B | RX4 |
| LX2 | LX2 | BE61D B | SAJ4 | | SAJ4 | | | | | | | | | | | |
| LX4 | LX4 | | BE61D B | SD16 | SD16 | | | | | | | | | | | |
| PX2 | PX2 | | | BE61D B | SD4 | SD4 | | | | | | | | | | |
| QA2 | QA2 | | | | BE61D B | | | | | | | | | | | |

| Model | Type | Parts catalogue type | Applicable engine serial No. | Applicable carburetor identification No. |
|---------|------|----------------------|------------------------------|--|
| GX120U1 | SE | SE | GCAHK-1000001~ | BE61G A |
| | SG24 | SG24 | | BE60B B |
| | SHQ4 | SHQ4 | | |
| | SJD2 | SJD2 | | |
| | SMA7 | SMA7 | | |
| | SMW2 | SMW2 | | |
| | SM12 | SM12 | | |
| | SM14 | SM14 | | |
| | SSX2 | SSX2 | | |
| | SSX4 | SSX4 | | |
| | SWX2 | SWX2 | | |
| | SWX4 | SWX4 | | |
| | SXS4 | SXS4 | | |
| | SX4 | SX4 | | |
| | SX7 | SX7 | | |
| | TX2 | TX2 | | |
| | TX26 | TX26 | | |
| | TX4 | TX4 | | |
| UXU | UXU | | | |

| Model | Type | Parts catalogue type | Applicable engine serial No. | Applicable carburetor identification No. |
|---------|------|----------------------|------------------------------|--|
| GX120U1 | VED6 | VED6 | GCAHK-1000001~ | BE60C B |
| | VEX | VEX | | BE60B B |
| | VEX7 | VEX7 | | |
| | VMS4 | VMS4 | | BE62E A |
| | VPM4 | VPM4 | | |
| | VPR4 | VPR4 | | |
| | VXU | VXU | | BE60B B |
| | VX4 | VX4 | | |
| | VX7 | VX7 | | |
| | WDA6 | WDA6 | | |
| | WD12 | WD12 | | BE60C B |
| | WKD6 | WKD6 | | |
| | WKT2 | WKT2 | | |
| | WKT4 | WKT4 | | |
| | WKT6 | WKT6 | | |
| | WMA3 | WMA3 | | |
| | WME2 | WME2 | | BE61D B |
| | WME4 | WME4 | | BE60C B |
| | | BE61D B | | |

* Of carburetor identification numbers, only the portions underlined in the example below are used for registration.

BE 62C A KC ナ

Ⓐ Ⓑ

Features of each type

• See the following table for the features of each type.

| Model Type | | GX120U1 | | | | | | | | | | | | | | |
|--------------------|--------------------------------|---------|-----|------|------|-----|-----|-----|------|-----|------|------|------|------|------|------|
| | | AR | DKR | HHQ4 | HTF2 | HT2 | HXU | HX2 | HX26 | HX4 | KRA4 | KRF4 | KRS4 | KRS5 | KRS6 | KRT4 |
| Crankshaft | 20mmØ Spline | • | • | | | | | | | | • | • | • | • | • | • |
| | 21mmØ Spline | | | • | • | • | • | • | • | • | | | | | | |
| | 3/4" Thread | | | | | | | | | | | | | | | |
| | 18mmØ Straight | | | | | | | | | | | | | | | |
| | 19.5mmØ Straight | | | | | | | | | | | | | | | |
| | 5/8" Thread | | | | | | | | | | | | | | | |
| | 1/2" Stepped thread | | | | | | | | | | | | | | | |
| | 22mmØ Tapered | | | | | | | | | | | | | | | |
| | 19.8mmØ Tapered | | | | | | | | | | | | | | | |
| | M14 Stepped thread | | | | | | | | | | | | | | | |
| M16 Stepped thread | | | | | | | | | | | | | | | | |
| Reduction | 1/2 Reduction | • | • | | | | | | | | • | • | • | • | • | • |
| | 1/2 Reduction (With clutch) | | | | | | | | | | | | | | | |
| | 1/6 Reduction | | | • | • | • | • | • | • | • | | | | | | |
| Fuel tank | | | • | • | • | • | • | • | • | | | | | | | |
| Oil alert | | | | • | | • | • | • | • | | | | | | | |
| Lamp coil | | | | | | | | | | | | | | | | |

| Specifications | | Model | GX120U1 | | | | | | | | | | | | | |
|----------------|-----------------------------|-------|---------|------|------|------|-----|-----|-----|-----|-----|------|------|------|------|-----|
| | | Type | LAJ4 | LHQ4 | LSD2 | LSJ4 | LXU | LX2 | LX4 | PX2 | QA2 | QB26 | QHQ4 | QH26 | QJG2 | QLL |
| Crankshaft | 20mmØ Spline | • | • | • | • | • | • | • | | | | | | | | |
| | 21mmØ Spline | | | | | | | | | | | | | | | |
| | 3/4" Thread | | | | | | | | • | | | | | | | |
| | 18mmØ Straight | | | | | | | | | • | • | • | • | • | • | • |
| | 19.5mmØ Straight | | | | | | | | | | | | | | | |
| | 5/8" Thread | | | | | | | | | | | | | | | |
| | 1/2" Stepped thread | | | | | | | | | | | | | | | |
| | 22mmØ Tapered | | | | | | | | | | | | | | | |
| | 19.8mmØ Tapered | | | | | | | | | | | | | | | |
| | M14 Stepped thread | | | | | | | | | | | | | | | |
| | M16 Stepped thread | | | | | | | | | | | | | | | |
| Reduction | 1/2 Reduction | • | • | • | • | • | • | • | | | | | | | | |
| | 1/2 Reduction (With clutch) | | | | | | | | | | | | | | | |
| | 1/6 Reduction | | | | | | | | | | | | | | | |
| Fuel tank | | • | • | • | • | • | • | • | | • | | • | • | • | • | • |
| Oil alert | | | | | | • | • | • | • | | | | | | • | |
| Lamp coil | | • | | | | | | | | | • | | | • | | |

1

1

| Specifications | | Model | GX120U1 | | | | | | | | | | | | | | |
|----------------|-----------------------------|-------|---------|------|------|------|------|------|-----|-----|------|-----|-----|-----|-----|------|-----|
| | | Type | QMA8 | QME4 | QMX2 | QWA4 | QXC9 | QXS2 | QXU | QX2 | QX26 | QX4 | QX7 | RD4 | RHC | RHQ4 | RX4 |
| Crankshaft | 20mmØ Spline | | | | | | | | | | | | | | | | |
| | 21mmØ Spline | | | | | | | | | | | | | | | | |
| | 3/4" Thread | | | | | | | | | | | | | | | | |
| | 18mmØ Straight | • | • | • | • | • | • | • | • | • | • | • | | | | | |
| | 19.5mmØ Straight | | | | | | | | | | | | • | • | • | • | |
| | 5/8" Thread | | | | | | | | | | | | | | | | |
| | 1/2" Stepped thread | | | | | | | | | | | | | | | | |
| | 22mmØ Tapered | | | | | | | | | | | | | | | | |
| | 19.8mmØ Tapered | | | | | | | | | | | | | | | | |
| | M14 Stepped thread | | | | | | | | | | | | | | | | |
| | M16 Stepped thread | | | | | | | | | | | | | | | | |
| Reduction | 1/2 Reduction | | | | | | | | | | | | | | | | |
| | 1/2 Reduction (With clutch) | | | | | | | | | | | | • | • | • | • | |
| | 1/6 Reduction | | | | | | | | | | | | | | | | |
| Fuel tank | | • | • | • | | • | • | • | • | • | • | • | • | | • | • | |
| Oil alert | | • | | • | • | • | • | • | • | • | • | • | | | | | • |
| Lamp coil | | | | | | | • | | | | | | | • | | | |

| Specifications | | Model | GX120U1 | | | | | | | | | | | | | | |
|----------------|-----------------------------|-------|---------|------|-----|----|------|------|------|------|------|------|------|------|------|------|------|
| | | Type | SAJ4 | SD16 | SD4 | SE | SG24 | SHQ4 | SJD2 | SMA7 | SMW2 | SM12 | SM14 | SSX2 | SSX4 | SWX2 | SWX4 |
| Crankshaft | 20mmØ Spline | | | | | | | | | | | | | | | | |
| | 21mmØ Spline | | | | | | | | | | | | | | | | |
| | 3/4" Thread | | | | | | | | | | | | | | | | |
| | 18mmØ Straight | | | | | | | | | | | | | | | | |
| | 19.5mmØ Straight | • | • | • | • | • | • | • | • | • | • | • | • | • | • | • | • |
| | 5/8" Thread | | | | | | | | | | | | | | | | |
| | 1/2" Stepped thread | | | | | | | | | | | | | | | | |
| | 22mmØ Tapered | | | | | | | | | | | | | | | | |
| | 19.8mmØ Tapered | | | | | | | | | | | | | | | | |
| | M14 Stepped thread | | | | | | | | | | | | | | | | |
| | M16 Stepped thread | | | | | | | | | | | | | | | | |
| Reduction | 1/2 Reduction | | | | | | | | | | | | | | | | |
| | 1/2 Reduction (With clutch) | | | | | | | | | | | | | | | | |
| | 1/6 Reduction | | | | | | | | | | | | | | | | |
| Fuel tank | | • | • | • | • | | • | • | • | • | | | | | | | |
| Oil alert | | | | | | • | | | • | • | • | • | • | • | • | • | • |
| Lamp coil | | | | | | | | | | | | | | | | | |

1

| Specifications | | Model | GX120U1 | | | | | | | | | | | | | | |
|----------------|-----------------------------|-------|---------|-----|-----|-----|------|-----|-----|------|-----|------|------|------|------|-----|-----|
| | | Type | SXS4 | SX4 | SX7 | TX2 | TX26 | TX4 | UXU | VED6 | VEX | VEX7 | VMS4 | VPM4 | VPR4 | VXU | VX4 |
| Crankshaft | 20mmØ Spline | | | | | | | | | | | | | | | | |
| | 21mmØ Spline | | | | | | | | | | | | | | | | |
| | 3/4" Thread | | | | | | | | | | | | | | | | |
| | 18mmØ Straight | | | | | | | | | | | | | | | | |
| | 19.5mmØ Straight | • | • | • | | | | | | | | | | | | | |
| | 5/8" Thread | | | | • | • | • | | | | | | | | | | |
| | 1/2" Stepped thread | | | | | | | • | | | | | | | | | |
| | 22mmØ Tapered | | | | | | | | • | | | | | | | | |
| | 19.8mmØ Tapered | | | | | | | | | • | • | • | • | • | • | • | • |
| | M14 Stepped thread | | | | | | | | | | | | | | | | |
| | M16 Stepped thread | | | | | | | | | | | | | | | | |
| Reduction | 1/2 Reduction | | | | | | | | | | | | | | | | |
| | 1/2 Reduction (With clutch) | | | | | | | | | | | | | | | | |
| | 1/6 Reduction | | | | | | | | | | | | | | | | |
| Fuel tank | | • | • | • | • | • | • | • | • | • | • | • | | | • | • | |
| Oil alert | | • | • | • | • | • | • | • | • | • | • | • | • | • | • | • | |
| Lamp coil | | | | | | | | | | | | | | | | | |

| Specifications | | Model | GX120U1 | | | | | | | | | |
|----------------|-----------------------------|-------|---------|------|------|------|------|------|------|------|------|------|
| | | Type | VX7 | WDA6 | WD12 | WKD6 | WKT2 | WKT4 | WKT6 | WMA3 | WME2 | WME4 |
| Crankshaft | 20mmØ Spline | | | | | | | | | | | |
| | 21mmØ Spline | | | | | | | | | | | |
| | 3/4" Thread | | | | | | | | | | | |
| | 18mmØ Straight | | | | | | | | | | | |
| | 19.5mmØ Straight | | | | | | | | | | | |
| | 5/8" Thread | | | | | | | | | | | |
| | 1/2" Stepped thread | | | | | | | | | | | |
| | 22mmØ Tapered | | | | | | | | | | | |
| | 19.8mmØ Tapered | ● | | | | | | | | | | |
| | M14 Stepped thread | | ● | ● | ● | ● | ● | ● | ● | | | |
| | M16 Stepped thread | | | | | | | | | ● | ● | |
| Reduction | 1/2 Reduction | | | | | | | | | | | |
| | 1/2 Reduction (With clutch) | | | | | | | | | | | |
| | 1/6 Reduction | | | | | | | | | | | |
| Fuel tank | | ● | ● | ● | ● | ● | ● | ● | ● | ● | ● | |
| Oil alert | | ● | | | ● | ● | ● | ● | | ● | | |
| Lamp coil | | | | | | | | | | | | |

Fuel hose, general purpose hoses and vinyl hose

- The standard part fuel hose, general purpose hose and vinyl hose may be substituted by the coiled bulk part.
- When ordering the standard part fuel hose, general purpose hose and vinyl hose use the bulk part number written in the parts catalog in brackets () underneath the part name.
- When exchanging the hose, cut and use at the specified length as mentioned in the part name.
(For the method of cutting the bulk part, and method of filling out orders etc., please refer to the instructions issued with the bulk part.)

Bulk part number of fuel hose, general purpose hose and vinyl hose.

Example: 9 5 0 0 1 - 7 5 0 0 1 - 5 0 M

Bulk part number:
Refers to the bulk part.

Marking code (fuel hose and general purpose hose)

Change code (Vinyl hose)

Indicates number mark or change sequence, however, the code for the bulk part must be strictly 0 (zero).

Types of code:

- | | | | | | |
|-------------|--|----------------|--|--------------|---|
| • Fuel hose | 2: Red outside braid (3 mm inside dia. only) | • General hose | 1: Ash gray 2: Ash gray 3: Black 5: Black | • Vinyl hose | 1: Clear 2: Black 3: Light red 6: Light red 7: Pale black |
| | 5: Black inside braid | | | | |
| | 3: Red (3 mm inside dia. only) | | | | |
| | 4: Ash gray with red stripe (3 mm inside dia. only) | | | | |
| | 6: Black | | | | |

Lengths:

- 001: 1 m (standard)
003: 3 m
008: 8 m } Application or specification of some parts is not settled.

I.D code: (fuel hose and general purpose hose)

- | | | | | |
|------------|--------------------|--------------------|-----------------------------|-----------------------------|
| 30: 3.0 mm | 50: 5.0 mm | 70: 7.0 mm | 11: 11 mm | 12: 12 (outside dia. 17) mm |
| 35: 3.5 mm | 55: 5.3 mm, 5.5 mm | 75: 7.3 mm, 7.5 mm | 91: 12 (outside dia. 15) mm | 14: 14 mm |
| 45: 4.5 mm | 65: 6.5 mm | 80: 8.0 mm | 92: 12 (outside dia. 16) mm | 17: 17 mm |

ID./OD. code: (vinyl hose)

- | | | | | |
|-------------------------|--------------------------|---------------------------|---------------------------|---------------------------|
| 01: ID. 2.9, OD. 6.8 mm | 12: ID. 5.0, OD. 7.0 mm | 21: ID. 8.0, OD. 9.0 mm | 37: ID. 11.0, OD. 15.0 mm | 50: ID. 16.0, OD. 19.0 mm |
| 03: ID. 3.0, OD. 6.0 mm | 10: ID. 5.0, OD. 8.0 mm | 23: ID. 8.0, OD. 12.0 mm | 38: ID. 12.0, OD. 13.0 mm | 55: ID. 17.5, OD. 20.5 mm |
| 05: ID. 3.5, OD. 6.5 mm | 11: ID. 5.0, OD. 9.0 mm | 25: ID. 9.0, OD. 11.0 mm | 39: ID. 12.0, OD. 14.0 mm | 60: ID. 22.0, OD. 27.0 mm |
| 07: ID. 4.0, OD. 7.0 mm | 14: ID. 6.0, OD. 9.0 mm | 27: ID. 9.0, OD. 13.0 mm | 40: ID. 12.0, OD. 16.0 mm | |
| 08: ID. 4.5, OD. 6.5 mm | 17: ID. 7.0, OD. 9.0 mm | 33: ID. 10.0, OD. 14.0 mm | 43: ID. 13.0, OD. 15.0 mm | |
| 09: ID. 4.5, OD. 8.0 mm | 19: ID. 7.0, OD. 11.0 mm | 36: ID. 11.0, OD. 13.0 mm | 45: ID. 14.0, OD. 18.0 mm | |

Hose type:

- 1: Fuel hose
3: Vinyl hose
5: General hose

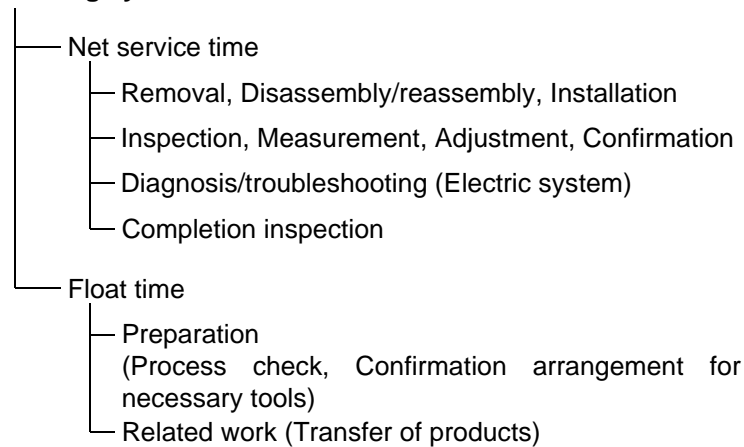
⊙ **CAUTION: It is DANGEROUS to confuse the fuel hose with the general purpose hose or vinyl hose.**

Never use a general purpose hose or vinyl hose in place of a fuel hose or vice versa. Always use the correct bulk part in the parts catalogue, according to the service manual or the instructions issued with the bulk part.

FLAT RATE SERVICE TIME

Flat rate service time (FRT) means the standard time required to service a product, which is listed in this manual to help the dealers control the actual working process and calculate the service charge by using it as a guide.

FRT setting system



* Float time is set by multiplying the net service time by a given coefficient.

Editorial style

The service items shown in the text are listed with the exchange work time for the repair sales parts as the subject. Other representative service items not using repair parts (removal/installation, adjustment, inspection/measuring, and other work) are listed collectively in the list in the preface, classified according to the work.

FRT setting standard

- Decimal system (in unit of 0.1) is adopted to set FRT as it is convenient to calculate the wage.
Example: (0.1) → 6 minutes, (0.2) → 12 minutes
[Labor cost per hour] x [FRT] = [Wage]
- FRT is set with a hand tool.
- Service items and FRT can be subject to change depending on development of tools and service equipment and improvement in service procedure.

Work procedure

- As the work procedure is set with the work time according to the method in the separate Service Manual, refer to this Manual as required.
- Work methods permitting servicing in the shortest time still permitting assurance of safe work and product warranty are used for the setting of service items not listed in the Service Manual.
- Work basically is to be performed by one person, and when two or more people are required, setting is done as the total time for the number of people.
- The set value for the technological level of the workers uses a person with three years of experience in the repair of Honda products as the standard.
- Special tools and service equipment used to set FRT are those specified or recommended in Service Manual.

Service item whose FRT is not presented

- Accessories and service parts that are not listed to use in this manual.
 - Locations with little aging deterioration or breakage during normal use.
 - Service work that can be finished by one touch.
 - Service work that is seldom done (i.e. extremely small causes of trouble and service frequency).
 - Products and parts whose location for installation differs according to its status of use and application.
- * When FRT is not presented, please calculate wages based on appropriate actual work time.

Operation not included of FRT

- Oil and coolant water draining, Waiting time for warming up operation and etc..
- Additional operation that involves removal/installation of standard exterior equipment.
- Indirect time spent for service by visiting the customer, trade-in, and delivery.
- Indirect time required for ordering and delivery of parts.
- Cost for grease, adhesive agent, etc. used for service work.

**Explanation of FRT by using an example
(The example may differ from the actual presented items)**

| Ref. No. | L.O.N. | (Relative ref. Number) Description | F.R.T. |
|----------|---------|---|--------|
| ① | 1111L1 | (1, 3, 4, 7) VALVE, INTAKE4.1 | ② |
| ③ | 1111L1A | • NOTE: OHV type • Includes: Engine removal and installation | ⑦ |
| | | One head (intake all) add1.4 | ⑤ |

- ① Reference No. of the illustration of part that shows location of the replacement work.
- ② FRT is an abbreviation of Flat Rate Time indicating the standard service time required for the replacement.
- ③ LON is an abbreviation of Labor Operation Number, and it is a classification of the service items by the work unit code.

The same operation code is used regardless of the models.

Standard operation is indicated with 6 digits code, and additional operation is indicated with 7 digits code.

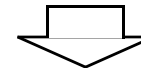
- ④ Indicating the intake valve replacement and FRT4.1.
- ⑤ Indicating FRT1.4 that will be added when additional operation (whole intake side of one cylinder head) is done in association with intake valve replacement.

- ⑥ Indicating work condition or application condition of the service item.
- ⑦ Indicating work contents that are included in the service item.
- ⑧ Indicating a reference No. whose operation and time are the same as FRT4.1 for the intake valve.

(The application range is limited to the service items without an LON setting within a same block.)

**How to refer to the service item by using the sample
(intake valve replacement)**

Open to the page of the block where the intake valve's spare part illustration is shown.



Look for the intake valve illustration, and refer to the service item and FRT that agree with the reference No.

Indication mark for the listing of service items that continues to the following page

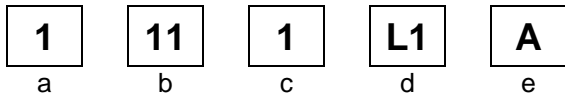
| Ref. No. | L.O.N. | (Relative ref. Number) Description | F.R.T. |
|----------|--------|---------------------------------------|--------|
| 2 | 1111L1 | VALVE, INTAKE | 4.1 |
| | . | . | . |
| | . | . | . |

+
Mark indicated at the last line.

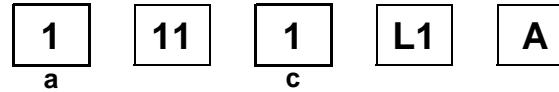
Indication of the block with no setting of FRT

| Ref. No. | L.O.N. | (Relative ref. Number) Description | F.R.T. |
|----------------------|--------|---------------------------------------|--------|
| NO INFORMATION | | | |

• LON code system



- a) Category code..... Engine
- b) Location/function code Engine upper
- c) Operation code..... Replace
- d) Operation sequence number (Unit code can be shown with alphabet)
..... Intake valve
(No regular rule of code)
- e) Additional code One head (intake all)
(No regular rule of code)



a) Category codes and classification

| Code | Category |
|------|----------------|
| 1 | Engine |
| 2 | Power drive |
| 3 | Fuel & Exhaust |
| 4 | Frame & Body |
| 5 | Steering |
| 6 | Electrical |
| 7 | Axle & Brake |
| 8 | Control system |
| 9 | - |
| 0 | Attachments |

c) Operation codes and classification

| Code | Operation category |
|------|---------------------------------------|
| 1 | Replace, Removal/Installation, Change |
| 2 | Overhaul |
| 3 | Adjust, Rotation |
| 4 | (Paint-related work: Top-coat) |
| 5 | Test, Inspect/diagnose, Measurement |
| 6 | (Overhaul-related work: Rebore) |
| 7 | (Overhaul-related work: Reseal) |
| 8 | (Resurface) |
| 9 | (Paint-related work: Refinish) |
| 0 | Repair, Cleaning, Air bleeding |

Major service items without using spare parts

(1) Removal/Installation, (2) Adjustment, (3) Inspection/Measurement, (4) Overhaul, (5) Other work

E: Engine, T: Transmission, D: Drive system, B: Body and related parts

(1) Removal/Installation

Set with the parts configuration in the status of being removed from the product.

| | LON | DESCRIPTION | FRT |
|---|--------|---|-----|
| E | 1111L3 | CYLINDER HEAD ASSEMBLY-REMOVAL/INSTALLATION | 0.5 |

(2) Adjustment

| | LON | DESCRIPTION | FRT |
|---|--------|---|-----|
| E | 1113A1 | VALVE CLEARANCE-ADJUSTMENT NOTE: For 1 product | 0.3 |
| | 1163A0 | CONTROL, THROTTLE/GOVERNOR-ADJUSTMENT | 0.2 |
| | 3113A2 | CARBURETOR IDLE-ADJUSTMENT | 0.2 |

(3) Inspection, Measurement, Cleaning

| | LON | DESCRIPTION | FRT |
|---|--------|--|-----|
| E | 1105A0 | ENGINE OIL-INSPECTION | 0.1 |
| | 3120A0 | AIR CLEANER-CLEANING INCLUDES: Air cleaner-inspection | 0.2 |
| | 3130A0 | SPARK ARRESTER-CLEANING | 0.2 |
| | 6140A0 | SPARK PLUG-ADJUSTMENT/CLEANING NOTE: For 1 product | 0.1 |

(4) Overhaul

Work condition: The required Measurements, inspections, adjustments, and cleaning/washing of each part are performed, including the main body removal/installation work and the replacement of defective parts.

| | LON | DESCRIPTION | FRT |
|---|--------|---|-----|
| E | 3112A0 | CARBURETOR-OVERHAUL INCLUDES: All necessary adjustment | 0.4 |

(5) Other work

| | LON | DESCRIPTION | FRT |
|---|--------|--|-----|
| E | 1101E1 | ENGINE OIL-CHANGE INCLUDES: Engine oil-inspection | 0.2 |

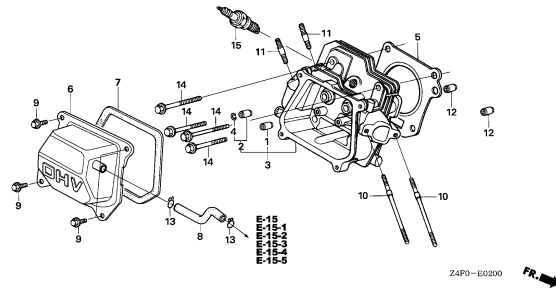
ENGINE GROUP

C 4

E-2

CYLINDER HEAD

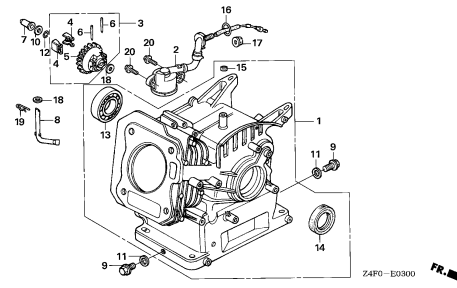
D 1



E-3

CYLINDER BARREL

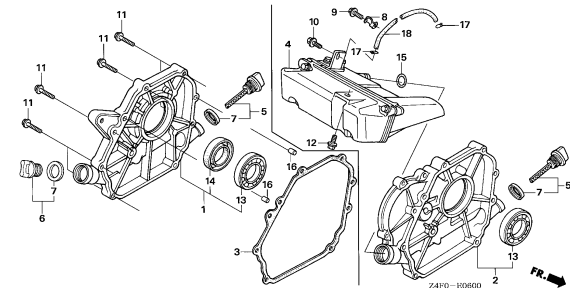
D 4



E-6

CRANKCASE COVER

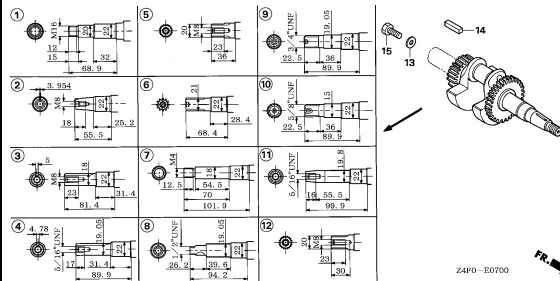
D 6



E-7

CRANKSHAFT

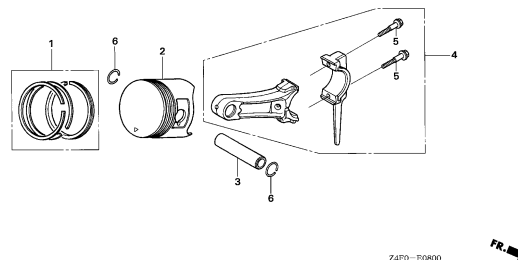
D 8



E-8

PISTON/CONNECTING ROD

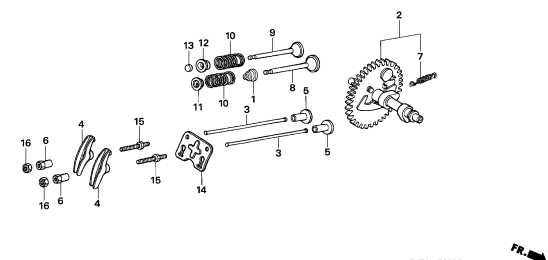
D 9



E-9

CAMSHAFT

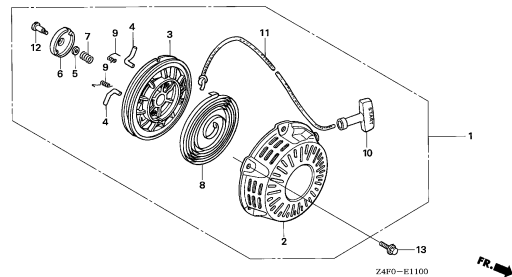
D10



E-11

RECOIL STARTER

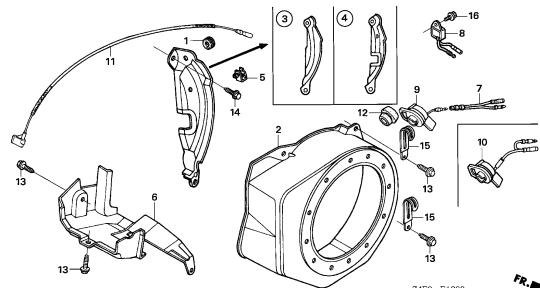
D13



E-12

FAN COVER

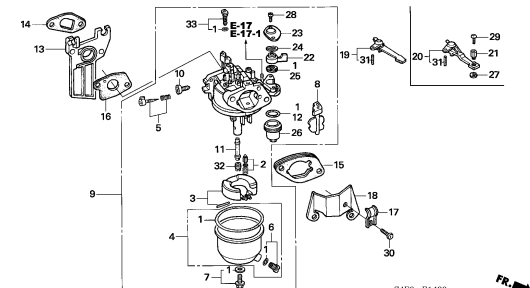
D15



E-14

CARBURETOR(1)

E 2



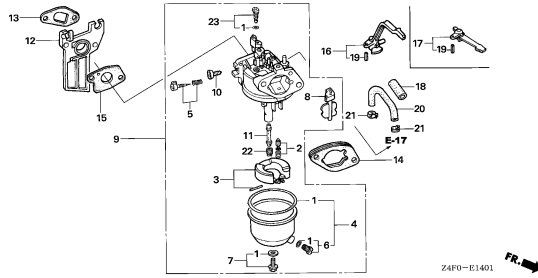
ENGINE GROUP

C 5

E-14-1

CARBURETOR(2)

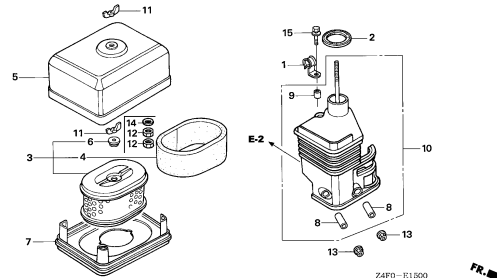
E 6



E-15

AIR CLEANER(1)

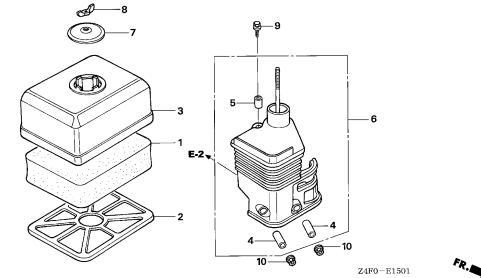
E 8



E-15-1

AIR CLEANER(2)

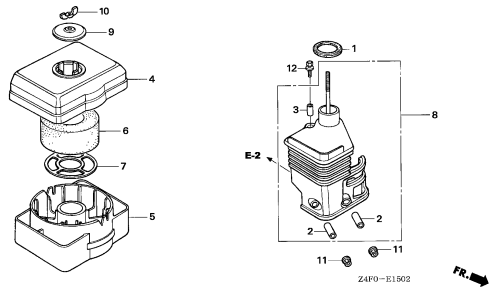
E10



E-15-2

AIR CLEANER(3)

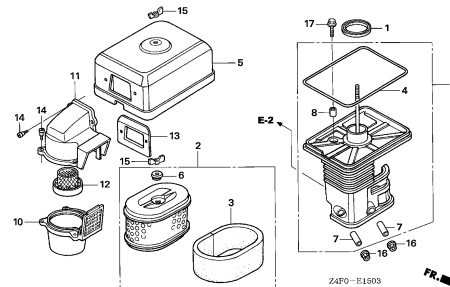
E11



E-15-3

AIR CLEANER(4)

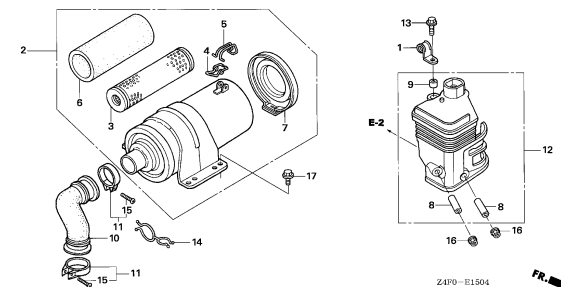
E12



E-15-4

AIR CLEANER(5)

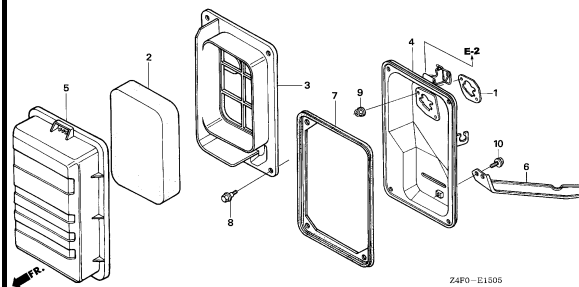
E13



E-15-5

AIR CLEANER(6)

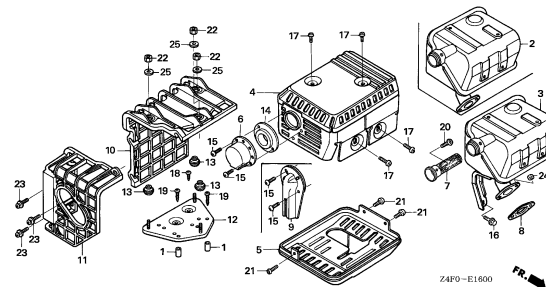
E14



E-16

MUFFLER(1)

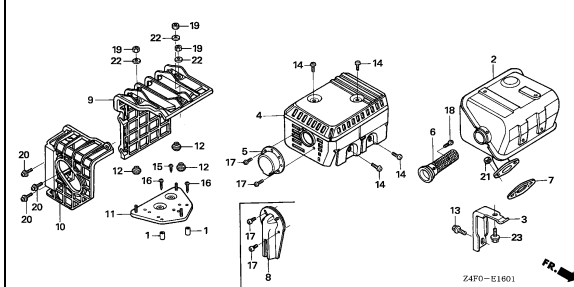
E15



E-16-1

MUFFLER(2)

F 2



2

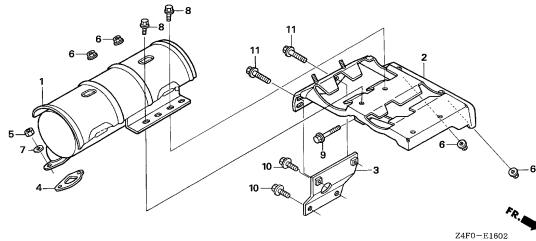
ENGINE GROUP

C 6

E-16-2

MUFFLER(3)

F 3

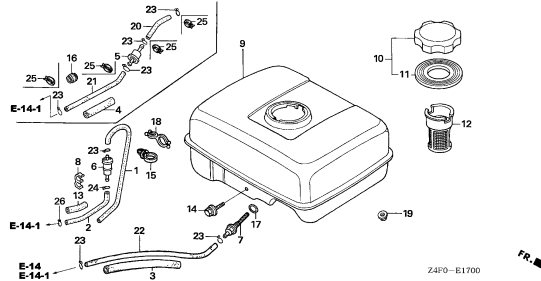


Z4FO-E1602

E-17

FUEL TANK(1)

F 4

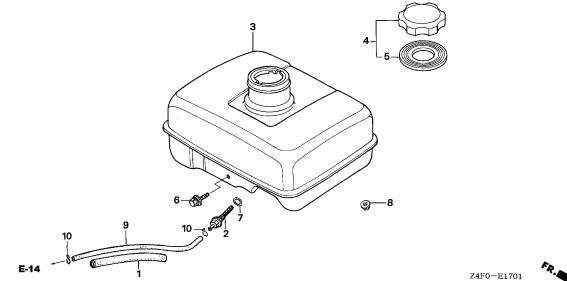


Z4FO-E1700

E-17-1

FUEL TANK(2)

F 7

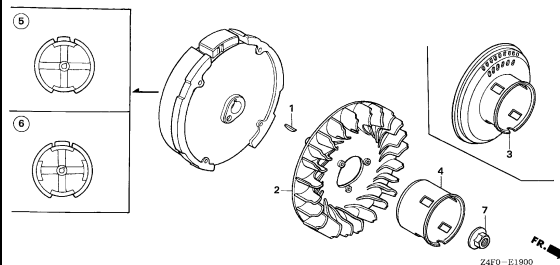


Z4FO-E1701

E-19

FLYWHEEL

F 8

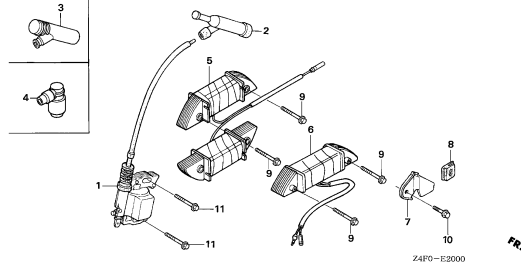


Z4FO-E1900

E-20

IGNITION COIL

F 9

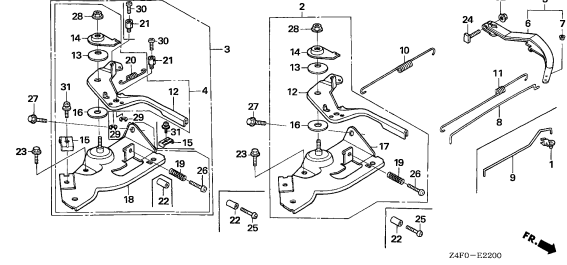


Z4FO-E2000

E-22

CONTROL(1)

F10

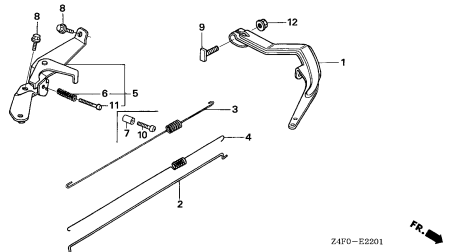


Z4FO-E2200

E-22-1

CONTROL(2)

F14

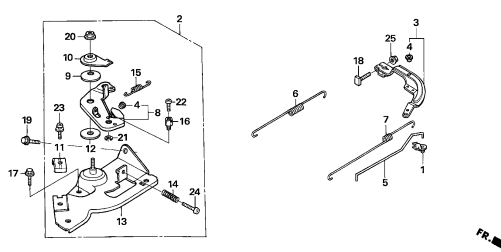


Z4FO-E2201

E-22-2

CONTROL(3)

F15

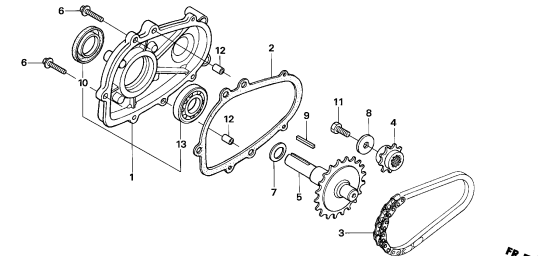


Z4FO-E2202

E-26

REDUCTION(1)

F16



Z4FO-E2600

2

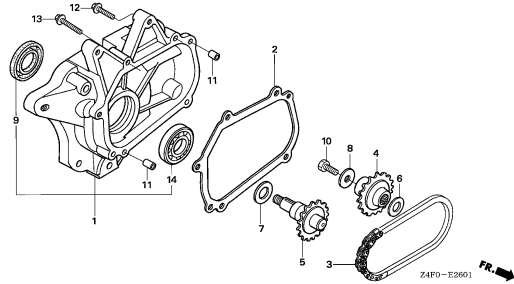
ENGINE GROUP

C 7

E-26-1

REDUCTION(2)

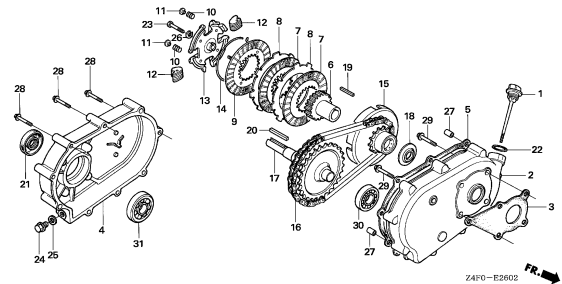
G 1



E-26-2

REDUCTION(3)

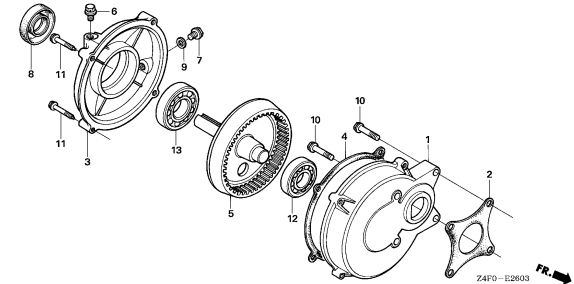
G 2



E-26-3

REDUCTION(4)

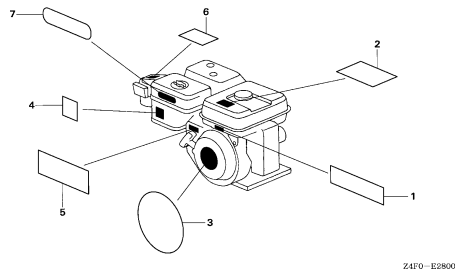
G 4



E-28

LABEL

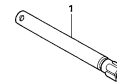
G 5



E-29

TOOL

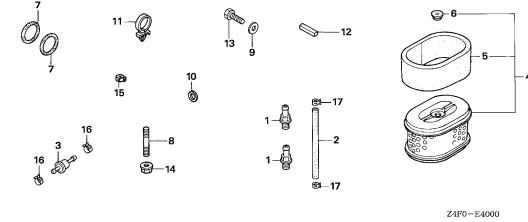
G 6



E-40

OTHER PARTS(1)

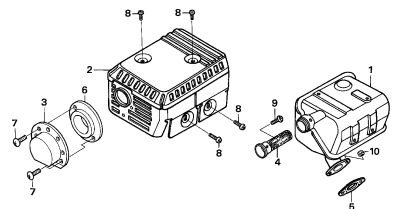
G 7



E-40-1

OTHER PARTS(2)

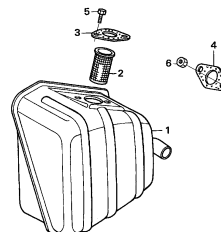
G 8



E-40-2

OTHER PARTS(3)

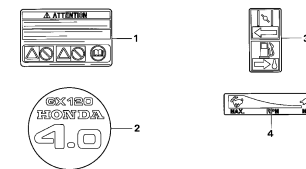
G 9



E-40-3

OTHER PARTS(4)

G10



2

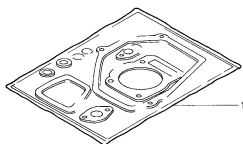
ENGINE GROUP

C 8

EOP-1

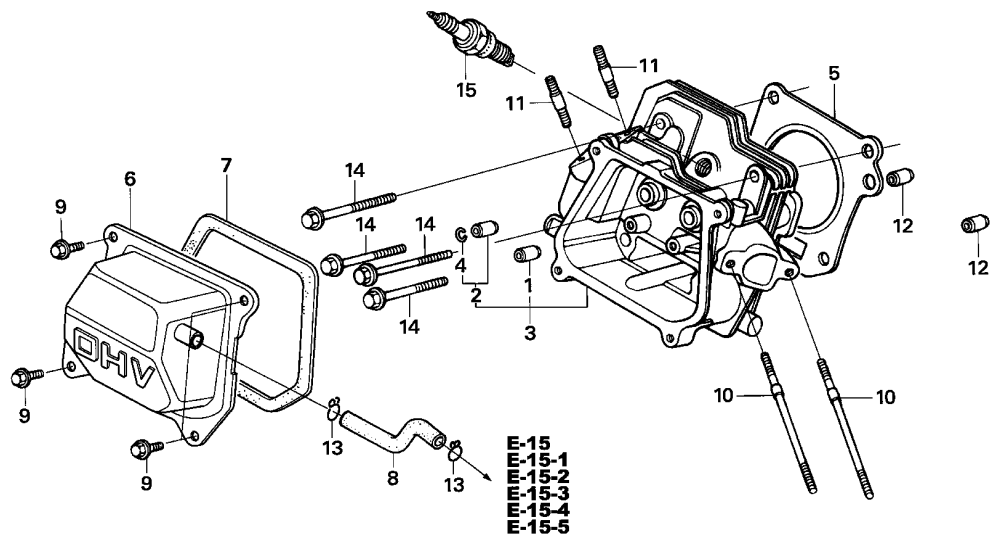
GASKET KIT

G11



HENG-K0000

2



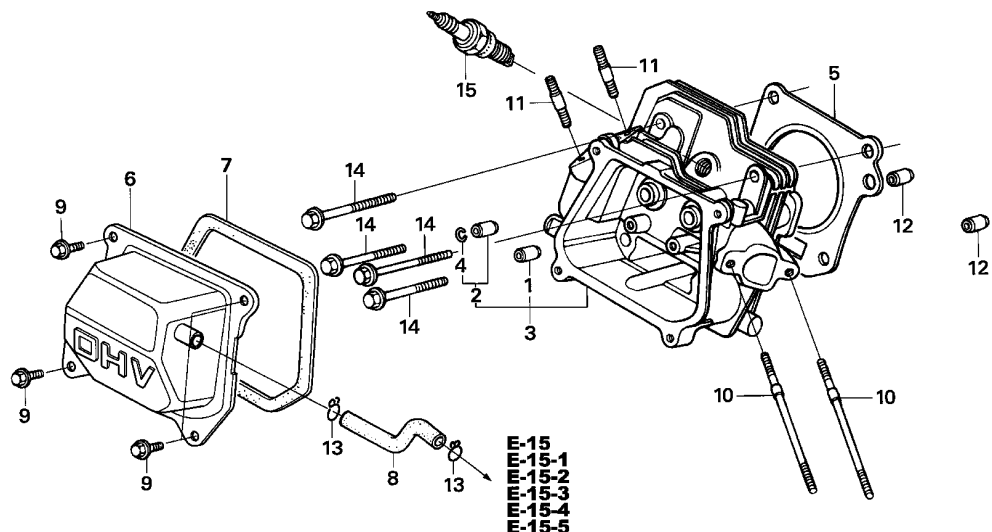
Z4F0-E0200



| Ref. No. | L.O.N. | (Relative ref. Number) Description | F.R.T. |
|----------|---------|--|--------|
| 1 | 1111E9 | GUIDE, INTAKE VALVEINCLUDES: Valve clearance adjustment | 0.8 |
| | 1111E9E | .Replace intake and exhaust all add | 0.2 |
| 2 | 1111E8 | GUIDE, EXHAUST VALVEINCLUDES: Valve clearance adjustment | 0.8 |
| | 1111E8E | .Replace intake and exhaust all add | 0.2 |
| 3 | 1111N3 | HEAD, CYLINDERINCLUDES: Valve clearance adjustment and reface | 0.9 |
| 5 | 1111N4 | GASKET, CYLINDER HEAD | 0.5 |
| 6 | 1111D5 | COVER, CYLINDER HEAD AND/OR PACKING, HEAD COVER | 0.1 |
| 8 | 1111K5 | TUBE, BREATHER | 0.1 |
| 15 | 6141C1 | PLUG, SPARKINCLUDES: Spark plug check | 0.1 |

| Ref. No. | Part No. | Description | Reqd. QTY | Serial No. | Parts catalogue code |
|----------|---------------|-----------------------------------|-----------------|------------|--|
| | | | GX 120 U1 | | |
| 1 | 12204-ZE1-306 | GUIDE, IN. VALVE (O.S.) | (1) | | |
| 2 | 12205-ZE1-315 | GUIDE, EX. VALVE (O.S.) | (1) | | |
| 3 | 12210-ZH7-405 | HEAD COMP., CYLINDER | 1 | | |
| 4 | 12216-ZE5-300 | CLIP, VALVE GUIDE | 1 | | |
| 5 | 12251-ZH7-800 | GASKET, CYLINDER HEAD | 1 | | |
| 6 | 12310-ZE1-020 | COVER COMP., HEAD | 1 | ----- | AR,DKR,HHQ4,HTF2,HT2,HXU,HX2,HX26,HX4,KRA4,KRF4,KRS4,KRS5,KRS6,KRT4,LAJ4,LHQ4,LSD2,LSJ4,LXU,LX2,LX4, PX2,QA2,QB26,QHQ4,QH26,QJG2,QLL,QMA4,QMA8,QME4,QMX2,QWA4,QXS2,QXU,QX2,QX26,QX4,QX7,RD4,RHC,RHQ4,RX4,SAJ4,SD16,SD4,SE,SG24,SHQ4,SJD2,SMA7,SMW2,SM12,SM14,SSX2,SSX4,SWX2,SWX4,SXS4,SX4,SX7,TX2,TX26,TX4,UXU,VED6,VEX,VEX7,VMS4,VPM4,VPR4,VXU,VX4,VX7,WDA6,WD12,WKD6,WKT2,WKT4,WKT6,WMA3,WME2,WME4 |
| | 12310-ZE1-842 | COVER COMP., HEAD (BREATHER TUBE) | 1 | ----- | QXC9 |
| 7 | 12391-ZE1-000 | PACKING, HEAD COVER | 1 | ----- | QXC9 |
| 8 | 15721-ZE1-840 | TUBE, BREATHER | 1 | ----- | QXC9 |
| | 15721-ZH8-000 | | 1 | ----- | AR,DKR,HHQ4,HTF2,HT2,HXU,HX2,HX26,HX4,KRA4,KRF4,KRS4,KRS5,KRS6,KRT4,LAJ4,LHQ4,LSD2,LSJ4,LXU,LX2,LX4, PX2,QA2,QB26,QHQ4,QH26,QJG2,QLL,QMA4,QMA8,QME4,QMX2,QWA4,QXS2,QXU,QX2,QX26,QX4,QX7,RD4,RHC,RHQ4,RX4,SAJ4,SD16,SD4,SE,SG24,SHQ4,SJD2,SMA7,SMW2,SM12,SM14,SSX2,SSX4,SWX2,SWX4,SXS4,SX4,SX7,TX2,TX26,TX4,UXU,VED6,VEX,VEX7,VMS4,VXU,VX4,VX7,WDA6,WD12,WKD6,WKT2,WKT4,WKT6,WMA3,WME2,WME4 |
| | 15721-883-030 | | 1 | ----- | VPM4,VPR4 |
| 9 | 90013-883-000 | BOLT, FLANGE, 6X12(CT200) ... | 4 | ----- | |
| 10 | 90043-ZB2-003 | BOLT, STUD, 6X94 | 2 | ----- | VPM4,VPR4 |

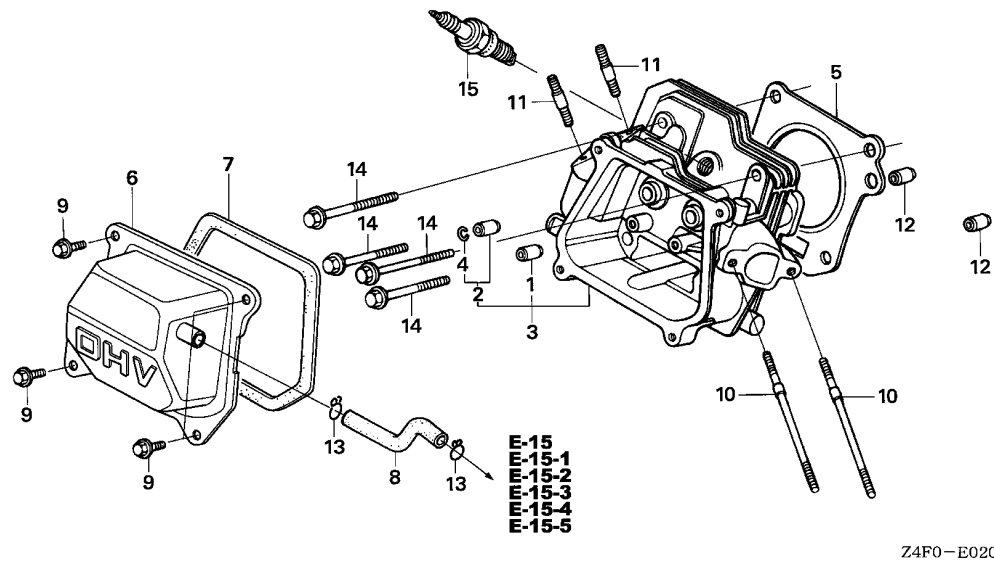




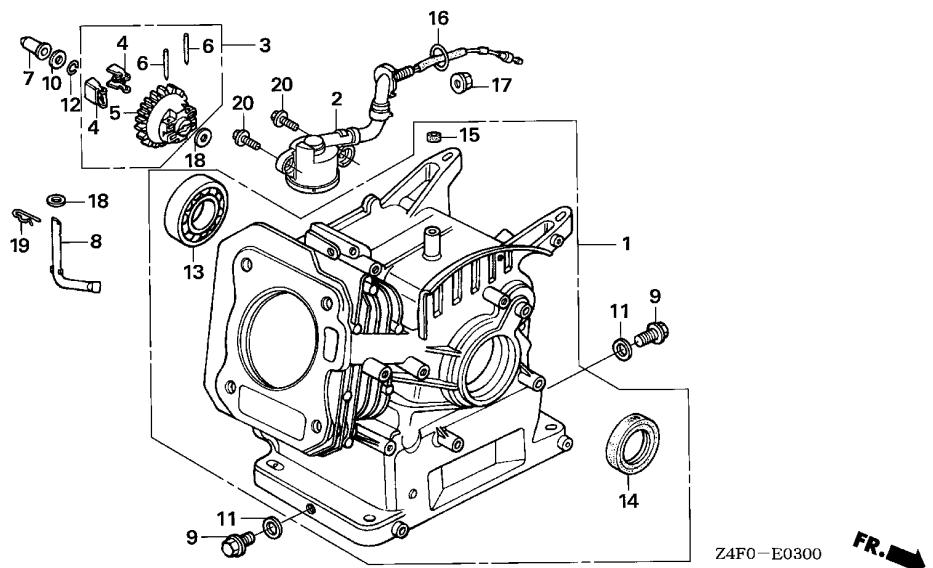
Z4F0-E0200



| Ref. No. | Part No. | Description | Reqd. QTY | | Serial No. | Parts catalogue code |
|----------|----------------|--------------------------------|-----------|----|------------|---|
| | | | GX | U1 | | |
| 10) | 90043-ZE1-020 | BOLT, STUD, 6X112 | 2 | | ----- | AR,DKR,HHQ4,HTF2,HT2,HXU,HX2,HX26,HX4,KRA4,KRF4,KRS4,KRS5,KRS6,KRT4,LAJ4,LHQ4,LSD2,LSJ4,LXU,LX2,LX4,PX2,QA2,QB26,QHQ4,QH26,QJG2,QLL,QMA4,QMA8,QME4,QMX2,QWA4,QXC9,QXS2,QXU,QX2,QX26,QX4,QX7,RD4,RHC,RHQ4,RX4,SAJ4,SD16,SD4,SE,SG24,SHQ4,SJD2,SMA7,SMW2,SM12,SM14,SSX2,SSX4,SWX2,SWX4,SXS4,SX4,SX7,TX2,TX26,TX4,UXU,VED6,VEX,VEX7,VMS4,WKT6,WMA3,WME2,WME4 |
| 11 | 90047-ZE1-000 | BOLT, STUD, 8X32 | 2 | | ----- | |
| 12 | 94301-10160 | DOWEL PIN, 10X16 | 2 | | ----- | |
| 13 | 95002-80000 | CLIP, TUBE (C12) | 2 | | ----- | QXC9 |
| 14 | 95723-08055-00 | BOLT, FLANGE, 8X55 | 4 | | ----- | |
| 15 | 98079-54846 | PLUG, SPARK (BPR4ES) (NGK) ... | 1 | | ----- | AR,DKR,KRA4,KRF4,KRS4,KRS5,KRS6,KRT4 |
| | 98079-54855 | PLUG, SPARK (W14EPR-U) (DENSO) | 1 | | ----- | AR,DKR,KRA4,KRF4,KRS4,KRS5,KRS6,KRT4 |
| | 98079-56846 | PLUG, SPARK (BPR6ES) (NGK) ... | 1 | | ----- | HHQ4,HTF2,HT2,HXU,HX2,HX26,HX4,LAJ4,LHQ4,LSD2,LSJ4,LXU,LX2,LX4,PX2,QA2,QB26,QHQ4,QH26,QJG2,QLL,QMA4,QMA8,QME4,QMX2,QWA4,QXC9,QXS2,QXU,QX2,QX26,QX4,QX7,RD4,RHC,RHQ4,RX4,SAJ4,SD16,SD4,SE,SG24,SHQ4,SJD2,SMA7,SMW2,SM12,SM14,SSX2,SSX4,SWX2,SWX4,SXS4,SX4,SX7,TX2,TX26,TX4,UXU,VED6,VEX,VEX7,VMS4,VPM4,VPR4,VXU,VX4,VX7,WDA6,WD12,WKD6,WKT2,WKT4,WKT6,WMA3,WME2,WME4 |
| | 98079-56855 | PLUG, SPARK (W20EPR-U) (DENSO) | 1 | | ----- | HHQ4,HTF2,HT2,HXU,HX2,HX26,HX4,LAJ4,LHQ4,LSD2,LSJ4,LXU,LX2,LX4,PX2,QA2,QB26,QHQ4,QH26,QJG2,QLL,QMA4,QMA8,QME4,QMX2,QWA4,QXC9,QXS2,QXU,QX2,QX26,QX4,QX7,RD4,RHC,RHQ4,RX4,SAJ4,SD16,SD4,SE,SG24,SHQ4,SJD2,SMA7,SMW2,SM12,SM14,SSX2,SSX4,SWX2,SWX4,SXS4,SX4,SX7,TX2,TX26,TX4,UXU,VED6,VEX,VEX7,VMS4,VPM4,VPR4,VXU,VX4,VX7,WDA6,WD12,WKD6,WKT2,WKT4,WKT6,WMA3,WME2,WME4 |
| | 98079-55846 | PLUG, SPARK (BPR5ES) (NGK) ... | (1) | | ----- | HTF2,HT2,HXU,HX2,HX26,HX4,LAJ4,LHQ4,LSD2,LSJ4,LXU,LX2,LX4,PX2,QA2,QB26,QHQ4,QH26,QJG2,QLL,QME4,QMX2,QXU,QX2,QX26,QX4,QX7,RD4,RHC,RHQ4,SD4,SG24,SJD2,SMW2,SM14,SWX2,SWX4,TX2,TX26,TX4,WDA6,WD12,WKD6,WKT2,WKT4,WKT6,WMA3,WME2,WME4 |



| Ref. No. | Part No. | Description | Reqd. QTY | | Serial No. | Parts catalogue code |
|----------|-------------|--------------------------------|-----------|----|------------|---|
| | | | GX | U1 | | |
| 15) | 98079-55855 | PLUG, SPARK (W16EPR-U) (DENSO) | (1) | | ----- | HTF2,HT2,HXU,HX2,HX26,HX4,LAJ4,LHQ4,LSD2,LSJ4,LXU,LX2,LX4,PX2,QA2,QB26,QHQ4,QH26,QJG2,QLL,QME4,QMX2,QXU,QX2,QX26,QX4,QX7,RD4,RHC,RHQ4,SD4,SG24,SJD2,SMW2,SM14,SWX2,SWX4,TX2,TX26,TX4,WDA6,WD12,WKD6,WKT2,WKT4,WKT6,WMA3,WME2,WME4 |

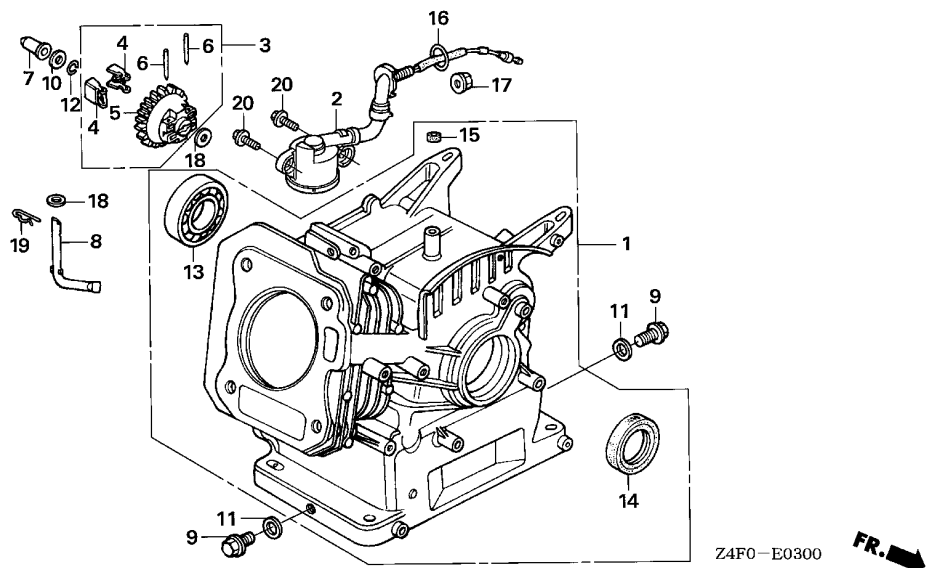


| Ref. No. | L.O.N. | (Relative ref. Number) Description | F.R.T. |
|----------|--------|------------------------------------|--------|
| 1 | 1101A0 | BARREL, CYLINDER (16) | 2.0 |
| 2 | 6151E8 | SWITCH, OIL LEVEL (4) | 0.5 |
| 5 | 1161A7 | HOLDER, GOVERNOR WEIGHT | 1.0 |
| 7 | 1161B6 | SLIDER, GOVERNOR | 0.4 |
| 8 | 1161B4 | SHAFT, GOVERNOR ARM | 0.9 |
| 13 | 1101A4 | BEARING, CRANKSHAFT :FRONT | 1.3 |
| 14 | 1101E4 | OIL SEAL, CRANKSHAFT :FRONT | 1.2 |

Z4F0-E0300

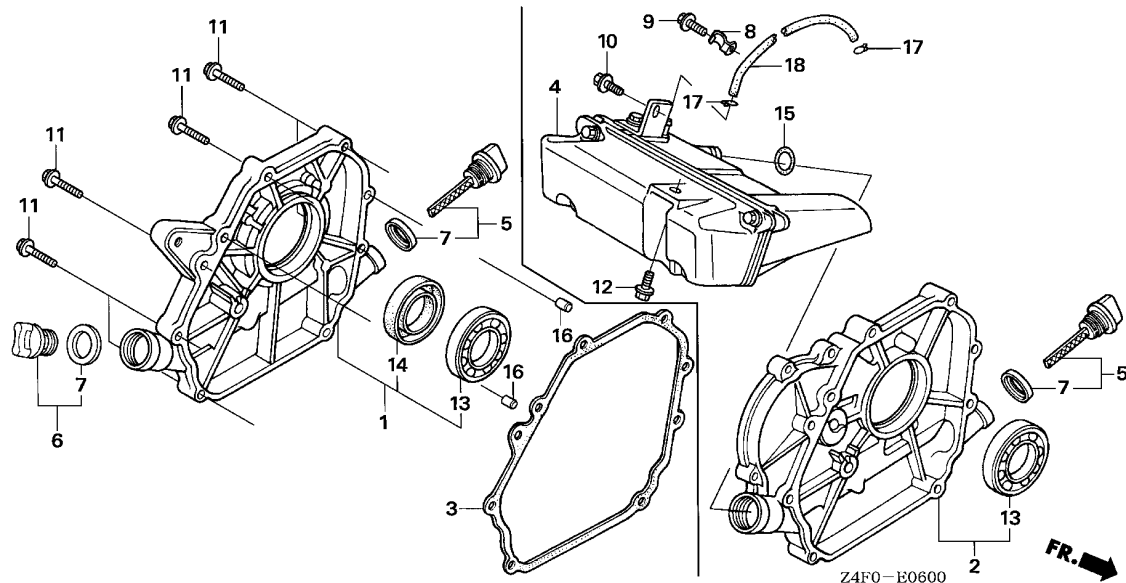


| Ref. No. | Part No. | Description | Reqd. QTY | Serial No. | Parts catalogue code |
|----------|---------------|-----------------------------|-----------------|------------|--|
| | | | GX 120 U1 | | |
| 1 | 12000-ZF0-425 | BARREL ASSY., CYLINDER | 1 | ----- | AR,DKR,HHQ4,HT2,KRA4,KRF4,KRS4,KRT4,LAJ4,LHQ4,LSD2,LSJ4,QA2,QB26,QHQ4,QH26,QJG2,QMA4,QME4,RD4,RHC,RHQ4,SAJ4,SD16,SD4,SE,SHQ4,SJD2,WDA6,WD12,WMA3,WME4 |
| | 12000-ZH7-425 | | 1 | ----- | HTF2,HXU,HX2,HX26,HX4,LXU,LX2,LX4,PX2,QLL,QMA8,QMX2,QWA4,QXC9,QXS2,QXU,QX2,QX26,QX4,QX7,RX4,SG24,SMA7,SMW2,SM12,SM14,SSX2,SSX4,SWX2,SWX4,SXS4,SX4,SX7,TX2,TX26,TX4,UXU,VED6,VEX,VEX7,VMS4,VPM4,VPR4,VXU,VX4,VX7,WKD6,WKT2,WKT4,WKT6,WME2 |
| | 12000-ZK7-405 | | 1 | ----- | KRS5,KRS6 |
| 2 | 15510-ZE1-033 | SWITCH ASSY., OIL LEVEL | 1 | ----- | HTF2,HXU,HX2,HX26,HX4,LXU,LX2,LX4,PX2,QLL,QMA8,QMX2,QWA4,QXC9,QXS2,QXU,QX2,QX26,QX4,QX7,RX4,SG24,SMA7,SMW2,SM12,SM14,SSX2,SSX4,SWX2,SWX4,SXS4,SX4,SX7,TX2,TX26,TX4,UXU,VED6,VEX,VEX7,VMS4,VPM4,VPR4,VXU,VX4,VX7,WKD6,WKT2,WKT4,WKT6,WME2 |
| 3 | 16510-ZE1-000 | GOVERNOR ASSY. | 1 | ----- | |
| 4 | 16511-ZE1-000 | WEIGHT, GOVERNOR | 2 | ----- | |
| 5 | 16512-ZE1-000 | HOLDER, GOVERNOR WEIGHT | 1 | ----- | |
| 6 | 16513-ZE1-000 | PIN, GOVERNOR WEIGHT | 2 | ----- | |
| 7 | 16531-ZE1-000 | SLIDER, GOVERNOR | 1 | ----- | |
| 8 | 16541-ZE1-000 | SHAFT, GOVERNOR ARM | 1 | ----- | |
| 9 | 90131-ZE1-000 | BOLT, DRAIN PLUG | 2 | ----- | |
| 10 | 90451-ZE1-000 | WASHER, THRUST, 6MM | 1 | ----- | |
| 11 | 90601-ZE1-000 | WASHER, DRAIN PLUG, 10.2MM | 2 | ----- | |
| 12 | 90602-ZE1-000 | CLIP, GOVERNOR HOLDER | 1 | ----- | |
| 13 | 91001-878-003 | BEARING, RADIAL BALL, 62/22 | 1 | ----- | |
| 14 | 91202-ZE6-013 | OIL SEAL, 22X35X6 | 1 | ----- | |
| 15 | 91231-891-003 | OIL SEAL, 6X11X4 | 1 | ----- | KRS5,KRS6 |



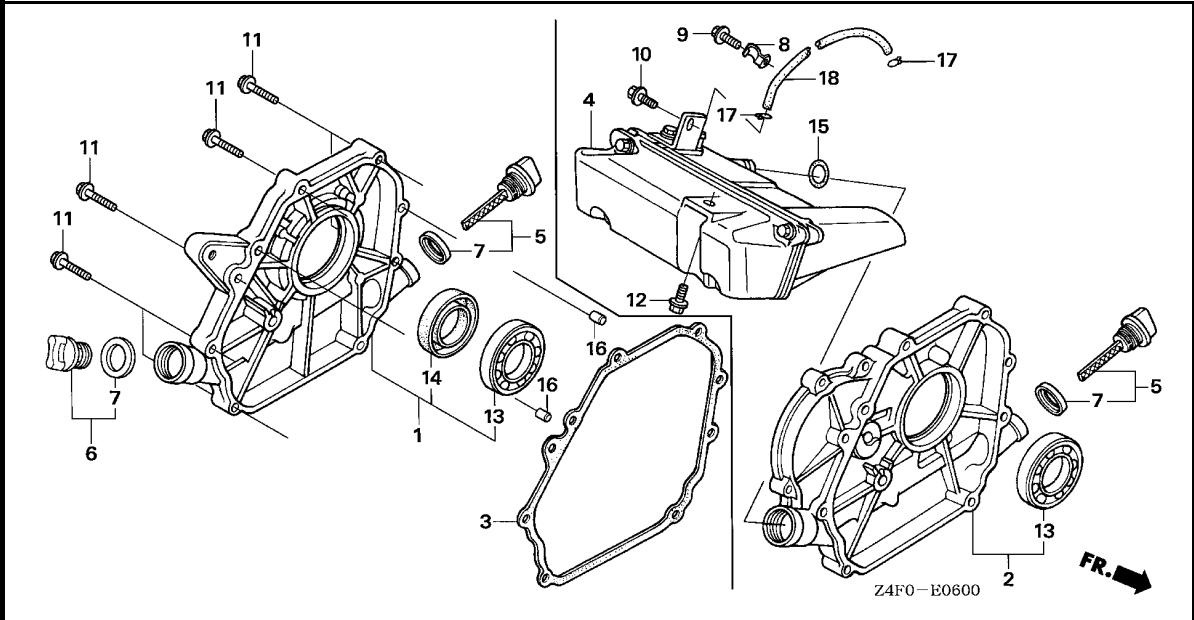
| Ref. No. | Part No. | Description | Reqd. QTY | | Serial No. | Parts catalogue code |
|----------|----------------|--------------------|-----------|----|------------|--|
| | | | GX | U1 | | |
| 16 | 91353-671-004 | O-RING, 14MM(NOK) | 1 | | | HTF2, HXU, HX2, HX26, HX4, LXU, LX2, LX4, PX2, QLL, QMA8, QMX2, QWA4, QXC9, QXS2, QXU, QX2, QX26, QX4, QX7, RX4, SG24, SMA7, SMW2, SM12, SM14, SSSX2, SSSX4, SWX2, SWX4, SXS4, SX4, SX7, TX2, TX26, TX4, UXU, VED6, VEX, VEX7, VMS4, VPM4, VPR4, VXU, VX4, VX7, WKD6, WKT2, WKT4, WKT6, WME2 |
| 17 | 94050-10000 | NUT, FLANGE, 10MM | 1 | | | HTF2, HXU, HX2, HX26, HX4, LXU, LX2, LX4, PX2, QLL, QMA8, QMX2, QWA4, QXC9, QXS2, QXU, QX2, QX26, QX4, QX7, RX4, SG24, SMA7, SMW2, SM12, SM14, SSSX2, SSSX4, SWX2, SWX4, SXS4, SX4, SX7, TX2, TX26, TX4, UXU, VED6, VEX, VEX7, VMS4, VPM4, VPR4, VXU, VX4, VX7, WKD6, WKT2, WKT4, WKT6, WME2 |
| 18 | 94101-06800 | WASHER, PLAIN, 6MM | 2 | | | |
| 19 | 94251-08000 | PIN, LOCK, 8MM | 1 | | | |
| 20 | 95701-06012-00 | BOLT, FLANGE, 6X12 | 2 | | | HTF2, HXU, HX2, HX26, HX4, LXU, LX2, LX4, PX2, QLL, QMA8, QMX2, QWA4, QXC9, QXS2, QXU, QX2, QX26, QX4, QX7, RX4, SG24, SMA7, SMW2, SM12, SM14, SSSX2, SSSX4, SWX2, SWX4, SXS4, SX4, SX7, TX2, TX26, TX4, UXU, VED6, VEX, VEX7, VMS4, VPM4, VPR4, VXU, VX4, VX7, WKD6, WKT2, WKT4, WKT6, WME2 |



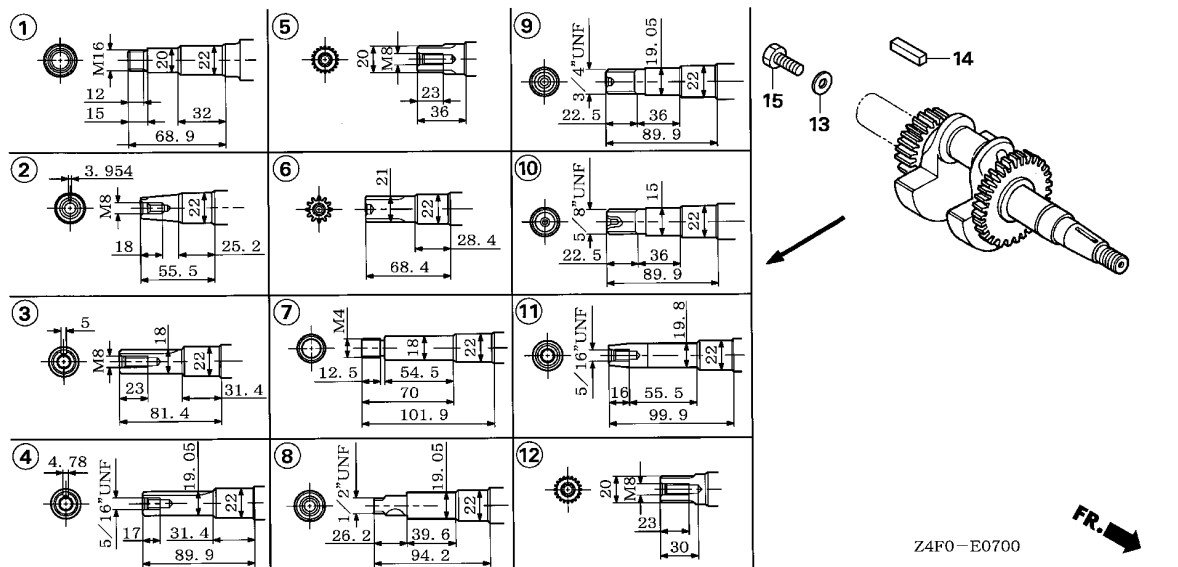


| Ref. No. | L.O.N. | (Relative ref. Number) Description | F.R.T. |
|----------|--------|--------------------------------------|--------|
| 1 | 1101F1 | COVER, CRANKCASE | 0.3 |
| 2 | 1101P3 | COVER, CRANKCASE (RAMMER-TYPE) | 0.3 |
| 3 | 1101E9 | PACKING, CRANKCASE COVER | 0.3 |
| 4 | | (15) | |
| | 1171B4 | TANK, CRANKCASE COVER OIL | 0.2 |
| 13 | 1101A6 | BEARING, CRANKSHAFT :REAR | 0.4 |
| 14 | 1101E5 | OIL SEAL, CRANKSHAFT :REAR ... | 0.3 |

| Ref. No. | Part No. | Description | Reqd. QTY | Serial No. | Parts catalogue code |
|----------|---|------------------------------------|-----------------|------------|---|
| | | | GX 120 U1 | | |
| 1 | 11300-ZE0-010 11300-ZE0-634 | COVER ASSY., CRANKCASE | 1 | ----- | RD4,RHC,RHQ4,RX4,SJD2,SWX2,SWX4 HHQ4,HTF2,HT2,HXU,HX2,HX26,HX4,SAJ4,SD16,SD4,SE,SG24,SHQ4,SMA7,SMW2,SM12 SM14,SSX2,SSX4,SXS4,SX4,SX7,VED6,WDA6,WD12,WKD6,WKT2,WKT4,WKT6,WMA3,WME2 WME4 |
| | 11300-ZE0-641 | | 1 | ----- | PX2,QA2,QB26,QHQ4,QH26,QJG2,QLL,QMA4,QMA8,QME4,QMX2,QWA4,QXC9,QXS2,QXU QX2,QX26,QX4,QX7,TX2,TX26,TX4,UXU,VEX,VEX7,VMS4,VPM4,VPR4,VXU,VX4,VX7 |
| 2 | 11300-ZE0-613 11300-ZK7-V00 11300-ZK7-V20 | COVER ASSY., CRANKCASE | 1 | ----- | LAJ4,LHQ4,LSD2,LSJ4,LXU,LX2,LX4 |
| | | | 1 | ----- | AR,DKR,KRA4,KRF4,KRS4,KRS5,KRS6 |
| | | | 1 | ----- | KRT4 |
| 3 | 11381-ZH7-800 | PACKING, CASE COVER | 1 | ----- | HHQ4,HTF2,HT2,HXU,HX2,HX26,HX4,KRT4,LAJ4,LHQ4,LSD2,LSJ4,LXU,LX2,LX4,PX2 QA2,QB26,QHQ4,QH26,QJG2,QLL,QMA4,QMA8,QME4,QMX2,QWA4,QXC9,QXS2,QXU,QX2 QX26,QX4,QX7,RD4,RHC,RHQ4,RX4,SAJ4,SD16,SD4,SE,SG24,SHQ4,SJD2,SMA7,SMW2,SM12 SM14,SSX2,SSX4,SWX2,SWX4,SXS4,SX4,SX7,TX2,TX26,TX4,UXU,VED6,VEX,VEX7,VMS4 VMS4,VPM4,VPR4,VXU,VX4,VX7,WDA6,WD12,WKD6,WKT2,WKT4,WKT6,WMA3,WME2,WME4 |
| | 11381-ZK7-V00 | | 1 | ----- | AR,DKR,KRA4,KRF4,KRS4,KRS5,KRS6 |
| 4 | 15500-ZK7-V00 | TANK ASSY., OIL | 1 | ----- | AR,DKR,KRA4,KRF4,KRS4,KRS5,KRS6,KRT4 |
| 5 | 15600-ZE1-003 | CAP ASSY., OIL FILLER (GRAY) | 1 | ----- | |
| 6 | 15600-ZG4-003 | CAP ASSY., OIL FILLER | 1 | ----- | HHQ4,HTF2,HT2,HXU,HX2,HX26,HX4,LAJ4,LHQ4,LSD2,LSJ4,LXU,LX2,LX4,PX2,QA2 QB26,QHQ4,QH26,QJG2,QLL,QMA4,QMA8,QME4,QMX2,QWA4,QXC9,QXS2,QXU,QX2,QX26 QX4,QX7,RD4,RHC,RHQ4,RX4,SAJ4,SD16,SD4,SE,SG24,SHQ4,SJD2,SMA7,SMW2,SM12 SM14,SSX2,SSX4,SWX2,SWX4,SXS4,SX4,SX7,TX2,TX26,TX4,UXU,VED6,VEX,VEX7,VMS4 VPM4,VPR4,VXU,VX4,VX7,WDA6,WD12,WKD6,WKT2,WKT4,WKT6,WMA3,WME2,WME4 |
| 7 | 15625-ZE1-003 | PACKING, OIL FILLER CAP | 1 | ----- | AR,DKR,KRA4,KRF4,KRS4,KRS5,KRS6,KRT4 |
| | | | 2 | ----- | HHQ4,HTF2,HT2,HXU,HX2,HX26,HX4,LAJ4,LHQ4,LSD2,LSJ4,LXU,LX2,LX4,PX2,QA2 QB26,QHQ4,QH26,QJG2,QLL,QMA4,QMA8,QME4,QMX2,QWA4,QXC9,QXS2,QXU,QX2,QX26 QX4,QX7,RD4,RHC,RHQ4,RX4,SAJ4,SD16,SD4,SE,SG24,SHQ4,SJD2,SMA7,SMW2,SM12 SM14,SSX2,SSX4,SWX2,SWX4,SXS4,SX4,SX7,TX2,TX26,TX4,UXU,VED6,VEX,VEX7,VMS4 VPM4,VPR4,VXU,VX4,VX7,WDA6,WD12,WKD6,WKT2,WKT4,WKT6,WMA3,WME2,WME4 |



| Ref. No. | Part No. | Description | Reqd. QTY | | Serial No. | Parts catalogue code |
|----------|----------------|--------------------------------|-----------|-------|------------|--|
| | | | GX | U1 | | |
| 8 | 35210-MA6-000 | CLAMP, SWITCH CORD | 1 | ----- | ----- | KRT4 |
| 9 | 90013-883-000 | BOLT, FLANGE, 6X12(CT200) ... | 1 | ----- | ----- | KRT4 |
| 10 | 90014-952-000 | BOLT, FLANGE, 6X14(CT200) ... | 1 | ----- | ----- | AR,DKR,KRA4,KRF4,KRS4,KRS5,KRS6,KRT4 |
| 11 | 90015-883-000 | BOLT, FLANGE, 6X28 | 7 | ----- | ----- | |
| 12 | 90029-888-000 | BOLT, FLANGE, 6X16(CT200) ... | 1 | ----- | ----- | AR,DKR,KRA4,KRF4,KRS4,KRS5,KRS6,KRT4 |
| 13 | 91001-878-003 | BEARING, RADIAL BALL, 62/22 .. | 1 | ----- | ----- | |
| 14 | 91203-ZE0-013 | OIL SEAL, 22X41X6 | 1 | ----- | ----- | HHQ4,HTF2,HT2,HXU,HX2,HX26,HX4, PX2,QA2,QB26,QHQ4,QH26,QJG2,QLL,QMA4,QMA8 QME4,QMX2,QWA4,QXC9,QXS2,QXU,QX2,QX26,QX4,QX7,RD4,RHC,RHQ4,RX4,SAJ4,SD16 SD4,SE,SG24,SHQ4,SJD2,SMA7,SMW2,SM12,SM14,SSX2,SSX4,SWX2,SWX4,SXS4,SX4 SX7, TX2, TX26, TX4, UXU, VED6, VEX, VEX7, VMS4, VPM4, VPR4, VXU, VX4, VX7, WDA6, WD12 WKD6, WKT2, WKT4, WKT6, WMA3, WME2, WME4 |
| 15 | 91304-MJ0-003 | O-RING, 15.8X2.4(SHOWA) | 1 | ----- | ----- | AR,DKR,KRA4,KRF4,KRS4,KRS5,KRS6,KRT4 |
| 16 | 94301-08140 | DOWEL PIN, 8X14 | 2 | ----- | ----- | HHQ4,HTF2,HT2,HXU,HX2,HX26,HX4,KRT4,LAJ4,LHQ4,LSD2,LSJ4,LXU,LX2,LX4, PX2 QA2,QB26,QHQ4,QH26,QJG2,QLL,QMA4,QMA8,QME4,QMX2,QWA4,QXC9,QXS2,QXU,QX2 QX26,QX4,QX7,RD4,RHC,RHQ4,RX4,SAJ4,SD16,SD4,SE,SG24,SHQ4,SJD2,SMA7,SMW2 SM12,SM14,SSX2,SSX4,SWX2,SWX4,SXS4,SX4,SX7, TX2, TX26, TX4, UXU, VED6, VEX, VEX7 VMS4,VPM4,VPR4,VXU,VX4,VX7,WDA6,WD12,WKD6,WKT2,WKT4,WKT6,WMA3,WME2,WME4 |
| | 94303-08140 | | 2 | ----- | ----- | AR,DKR,KRA4,KRF4,KRS4,KRS5,KRS6 |
| 17 | 95002-02070 | CLIP, TUBE (B7) | 2 | ----- | ----- | AR,DKR,KRA4,KRF4,KRS4,KRS5,KRS6,KRT4 |
| 18 | 95005-35150-10 | TUBE, 3.5X150(95005-35001-10M) | 1 | ----- | ----- | AR,DKR,KRA4,KRF4,KRS4,KRS5,KRS6,KRT4 |



| Ref. No. | L.O.N. | (Relative ref. Number) Description | F.R.T. |
|----------|--------|---|--------|
| 1 | 1101F0 | (2,3,4,5,6,7,8,9,10,11,12) CRANKSHAFT | 1.1 |

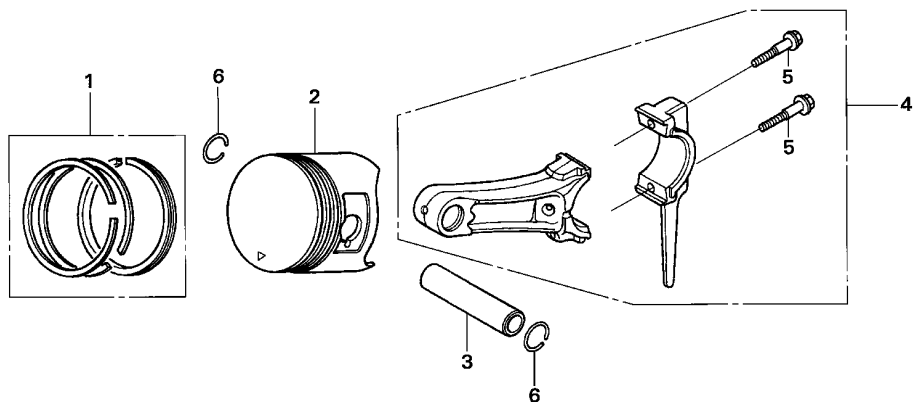
2

| Ref. No. | Part No. | Description | Reqd. QTY | Serial No. | Parts catalogue code |
|----------|----------------|----------------------------|-----------------|------------|--|
| | | | GX 120 U1 | | |
| 1 | 13310-YB3-010 | CRANKSHAFT COMP. | 1 | ----- | WME2,WME4 |
| 2 | 13310-ZB0-000 | CRANKSHAFT COMP. | 1 | ----- | VED6 |
| | 13310-ZK7-880 | | 1 | ----- | SX7 |
| 3 | 13310-ZE0-000 | CRANKSHAFT COMP. | 1 | ----- | RD4,RHC,RHQ4,RX4,SAJ4,SD16,SD4,SE,SG24,SHQ4,SJD2,SMA7,SMW2,SM12,SM14,SSX2 SSX4,SWX2,SWX4,SXS4,SX4 |
| 4 | 13310-ZE0-601 | CRANKSHAFT COMP. | 1 | ----- | QA2,QB26,QHQ4,QH26,QJG2,QLL,QMA4,QMA8,QME4,QMX2,QWA4,QXC9,QXS2,QXU,QX2 QX26,QX4 |
| | 13310-ZK7-600 | | 1 | ----- | QX7 |
| 5 | 13310-ZE0-610 | CRANKSHAFT COMP. | 1 | ----- | KRT4,LAJ4,LHQ4,LSJ4,LXU,LX2,LX4 |
| 6 | 13310-ZE0-622 | CRANKSHAFT COMP. | 1 | ----- | HHQ4,HTF2,HT2,HXU,HX2,HX26,HX4 |
| 7 | 13310-ZE0-631 | CRANKSHAFT COMP. | 1 | ----- | WDA6,WD12,WKD6,WKT2,WKT4,WKT6,WMA3 |
| 8 | 13310-ZE0-641 | CRANKSHAFT COMP. | 1 | ----- | UXU |
| 9 | 13310-ZE0-650 | CRANKSHAFT COMP. | 1 | ----- | PX2 |
| 10 | 13310-ZE0-660 | CRANKSHAFT COMP. | 1 | ----- | TX2,TX26,TX4 |
| 11 | 13310-ZE0-670 | CRANKSHAFT COMP. | 1 | ----- | VEX,VMS4,VPM4,VPR4,VXU,VX4 |
| | 13310-ZK7-670 | | 1 | ----- | VEX7,VX7 |
| 12 | 13310-ZK7-V00 | CRANKSHAFT COMP. | 1 | ----- | AR,DKR,KRA4,KRF4,KRS4,KRS5,KRS6 |
| 13 | 90473-842-000 | WASHER, 8MM | 1 | ----- | LAJ4,LSJ4,SAJ4,SMW2,SM12,SM14,SSX2,SSX4 |
| 14 | 90741-883-810 | KEY, 5X5X33 (YELLOW) | 1 | ----- | SAJ4,SD16,SD4,SE,SHQ4,SJD2,SMA7,SMW2,SM12,SM14,SSX2,SSX4,SWX2,SWX4,SXS4 SX4,SX7 |
| | 90745-ZE1-600 | KEY, 4.78X4.78X38 | 1 | ----- | QA2,QJG2,QLL,QMA4,QMA8,QWA4,QXC9,QXS2,QXU,QX2,QX26,QX4,QX7 |
| 15 | 92101-08025-0A | BOLT, HEX., 8X25 | 1 | ----- | LAJ4,LSJ4,SAJ4,SMW2,SM12,SM14,SSX2,SSX4 |

E-8

PISTON/CONNECTING ROD

D 9



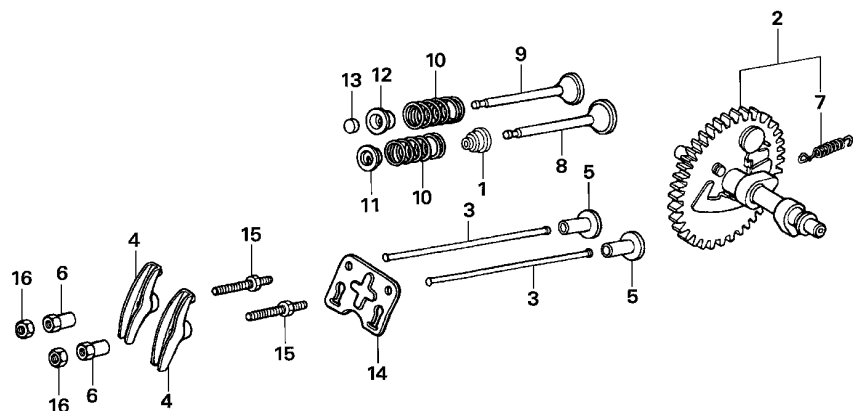
Z4F0-E0800



| Ref. No. | L.O.N. | (Relative ref. Number) Description | F.R.T. |
|----------|--------|---|--------|
| 2 | 1111R1 | (1,3,4) PISTON AND/OR RING SET AND/OR BEARING AND/OR RODINCLUDES: Inspection/ Measurement/Cleaning | 1.1 |

| Ref. No. | Part No. | Description | Reqd. QTY | Serial No. | Parts catalogue code |
|----------|---------------|--------------------------------------|-----------------|------------|----------------------|
| | | | GX 120 U1 | | |
| 1 | 13010-ZH7-003 | RING SET, PISTON (STD.) (TEIKOKU) | 1 | | |
| | 13010-ZH7-004 | RING SET, PISTON (STD.) (NIPPON) | 1 | | |
| | 13011-ZH7-003 | RING SET, PISTON (0.25) (TEIKOKU) | (1) | | |
| | 13011-ZH7-004 | RING SET, PISTON (0.25) (NIPPON) | (1) | | |
| | 13012-ZH7-003 | RING SET, PISTON (0.50) (TEIKOKU) | (1) | | |
| | 13012-ZH7-004 | RING SET, PISTON (0.50) (NIPPON) | (1) | | |
| | 13013-ZH7-003 | RING SET, PISTON (0.75) (TEIKOKU) | (1) | | |
| | 13013-ZH7-004 | RING SET, PISTON (0.75) (NIPPON) | (1) | | |
| 2 | 13101-ZH7-010 | PISTON (STD.) | 1 | | |
| | 13102-ZH7-010 | PISTON (0.25) | (1) | | |
| | 13103-ZH7-010 | PISTON (0.50) | (1) | | |
| | 13104-ZH7-010 | PISTON (0.75) | (1) | | |
| 3 | 13111-ZE0-000 | PIN, PISTON | 1 | | |
| 4 | 13200-ZE0-000 | ROD ASSY., CONNECTING | 1 | | |
| 5 | 90001-ZE1-000 | BOLT, CONNECTING ROD | 2 | | |
| 6 | 90551-ZE0-000 | CLIP, PISTON PIN, 13MM | 2 | | |

2

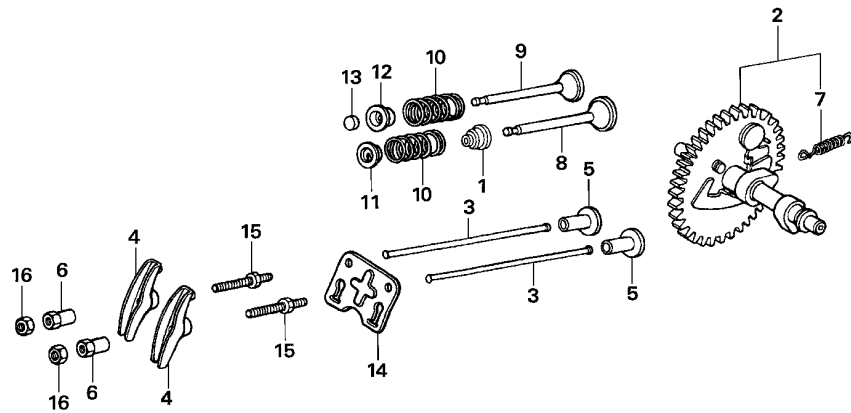


Z4F0-E0900



| Ref. No. | L.O.N. | (Relative ref. Number) Description | F.R.T. |
|----------|---------|--|--------|
| 1 | 1111K2 | SEAL, INTAKE VALVE STEMINCLUDES: Valve clearance adjustment | 0.6 |
| 2 | 1111C2 | CAMSHAFT | 0.4 |
| 3 | 1111L6 | ROD, PUSH :INTAKE | 0.2 |
| | | .INCLUDES: Valve clearance adjustment | |
| | 1111L6A | .Replace exhaust push rod add | 0.1 |
| | 1111L7 | ROD, PUSH :EXHAUST | 0.2 |
| | | .INCLUDES: Valve clearance adjustment | |
| | 1111L7A | .Replace intake push rod add | 0.1 |
| 4 | 1111A2 | ARM, ROCKER :INTAKE | 0.2 |
| | | .INCLUDES: Valve clearance adjustment | |
| | 1111A2A | .Replace exhaust rocker arm add | 0.1 |
| | 1111A1 | ARM, ROCKER :EXHAUST | 0.2 |
| | | .INCLUDES: Valve clearance adjustment | |
| | 1111A1A | .Replace intake rocker arm add | 0.1 |
| 5 | 1111L9 | LIFTER, VALVE :INTAKE | 0.4 |
| | | .NOTE: Same time for two units | |

| Ref. No. | Part No. | Description | Reqd. QTY | Serial No. | Parts catalogue code |
|----------|---------------|-------------------------------|-----------------|------------|--|
| | | | GX 120 U1 | | |
| 1 | 12209-ZH8-003 | SEAL, VALVE STEM | 1 | | |
| 2 | 14100-ZE0-812 | CAMSHAFT ASSY. | 1 | ----- | HHQ4,HTF2,HT2,HXU,HX2,HX26,HX4,LAJ4,LHQ4,LSD2,LSJ4,LXU,LX2,LX4, PX2,QA2, QB26,QHQ4,QH26,QJG2,QLL,QMA4,QMA8,QME4,QMX2,QWA4,QXC9,QXS2,QXU,QX2,QX26, QX4,RD4,RHC,RHQ4,RX4,SAJ4,SD16,SD4,SE,SG24,SHQ4,SJD2,SMA7,SMW2,SM12,SM14, SSX2,SSX4,SWX2,SWX4,SXS4, SX4, TX2, TX26, TX4, UXU, VED6, VEX, VMS4, VPM4, VPR4, VXU, VX4, WDA6, WD12, WKD6, WKT2, WKT4, WKT6, WMA3, WME2, WME4 |
| | 14100-ZH7-B20 | | 1 | ----- | AR,DKR,KRA4,KRF4,KRS4,KRS5,KRS6,KRT4 |
| | 14100-ZK7-870 | | 1 | ----- | QX7, SX7, VEX7, VX7 |
| 3 | 14410-ZE0-010 | ROD, PUSH | 2 | | |
| 4 | 14431-ZE1-000 | ARM, VALVE ROCKER | 2 | | |
| 5 | 14441-ZE1-010 | LIFTER, VALVE | 2 | | |
| 6 | 14451-ZE1-013 | PIVOT, ROCKER ARM | 2 | | |
| 7 | 14568-ZE1-000 | SPRING, WEIGHT RETURN | 1 | | |
| 8 | 14711-ZF0-010 | VALVE, IN. | 1 | | |
| 9 | 14721-ZF0-000 | VALVE, EX. | 1 | ----- | AR,DKR,HHQ4,HTF2,HT2,HXU,HX2,HX26,HX4,KRA4,KRF4,KRS4,KRS5,KRS6,KRT4,LAJ4, LHQ4,LSD2,LSJ4,LXU,LX2,LX4,QA2,QB26,QHQ4,QH26,QJG2,QLL,QMA4,QMA8,QME4, QMX2,QWA4,QXC9,QXS2,QXU,QX2,QX26,QX4,QX7,RD4,RHC,RHQ4,RX4,SAJ4,SD16,SD4, SE,SG24,SHQ4,SJD2,SMA7,SMW2,SM12,SM14,SSX2,SSX4,SWX2,SWX4,SXS4, SX4, SX7, VED6, VEX, VEX7, VMS4, VPM4, VPR4, VXU, VX4, VX7, WDA6, WD12, WKD6, WKT2, WKT4, WKT6, WMA3, WME2, WME4 |
| | 14721-ZH7-810 | VALVE, EX. (STELLITE) | 1 | ----- | PX2, TX2, TX26, TX4, UXU |
| 10 | 14751-ZF1-000 | SPRING, VALVE | 2 | | |
| 11 | 14771-ZE1-000 | RETAINER, IN. VALVE SPRING .. | 1 | | |
| 12 | 14773-ZE1-000 | RETAINER, EX. VALVE SPRING .. | 1 | | |
| 13 | 14781-ZE1-000 | ROTATOR, VALVE | 1 | | |
| 14 | 14791-ZE0-010 | PLATE, PUSH ROD GUIDE | 1 | | |
| 15 | 90012-ZE0-010 | BOLT, PIVOT, 8MM | 2 | | |
| 16 | 90206-ZE1-000 | NUT, PIVOT ADJUSTING | 2 | | |

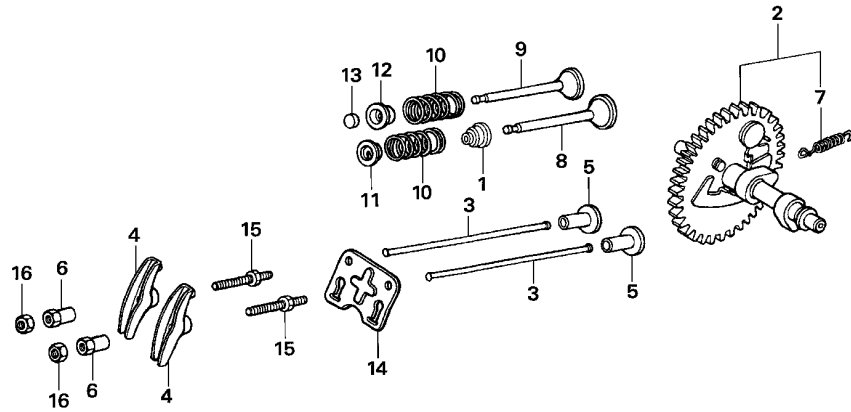


Z4F0-E0900



| Ref. No. | L.O.N. | (Relative ref. Number) Description | F.R.T. |
|-----------|--------|---|--------|
| + 5 | | .INCLUDES: Valve clearance adjustment | |
| 1111M0 | | LIFTER, VALVE :EXHAUSTNOTE: Same time for two units .INCLUDES: Valve clearance adjustment | 0.4 |
| 8 1111L1 | | VALVE, INTAKEINCLUDES: Valve clearance adjustment and reface | 0.7 |
| 1111L1E | | .Replace intake and exhaust all add | 0.1 |
| 9 1111L0 | | VALVE, EXHAUSTINCLUDES: Valve clearance adjustment and reface | 0.7 |
| 1111L0E | | .Replace intake and exhaust all add | 0.1 |
| 10 1111P3 | | SPRING, VALVE :INTAKEINCLUDES: Valve clearance adjustment | 0.6 |
| 1111P3A | | .Replace intake and exhaust all add | 0.1 |
| 1111P4 | | SPRING, VALVE :EXHAUSTINCLUDES: Valve clearance adjustment | 0.6 |
| + | | | |

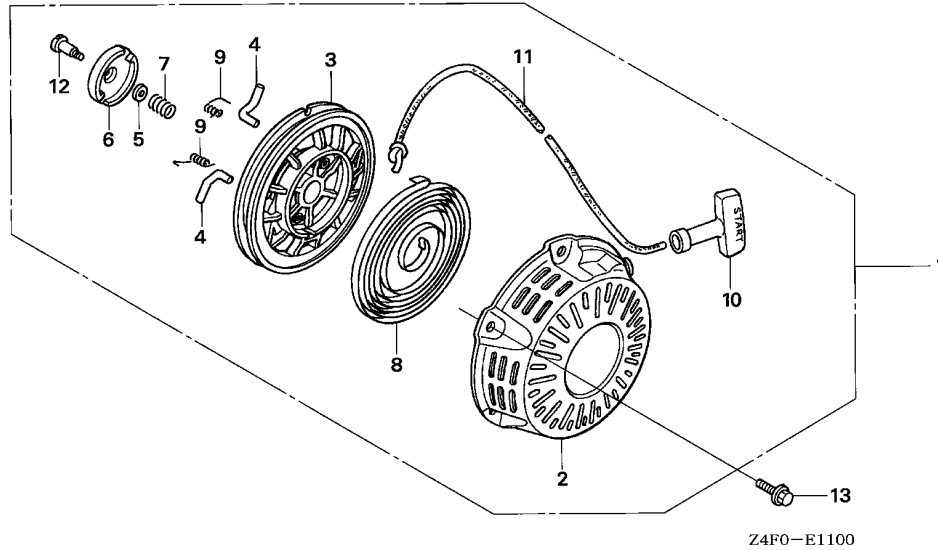




| Ref. No. | L.O.N. | (Relative ref. Number) Description | F.R.T. |
|----------|---------|---|--------|
| +10 | 1111P4A | .Replace intake and exhaust all add | 0.1 |
| 13 | 1111J7 | ROTATOR, VALVE | 0.2 |
| | | .INCLUDES: Valve clearance adjustment | |

Z4F0-E0900

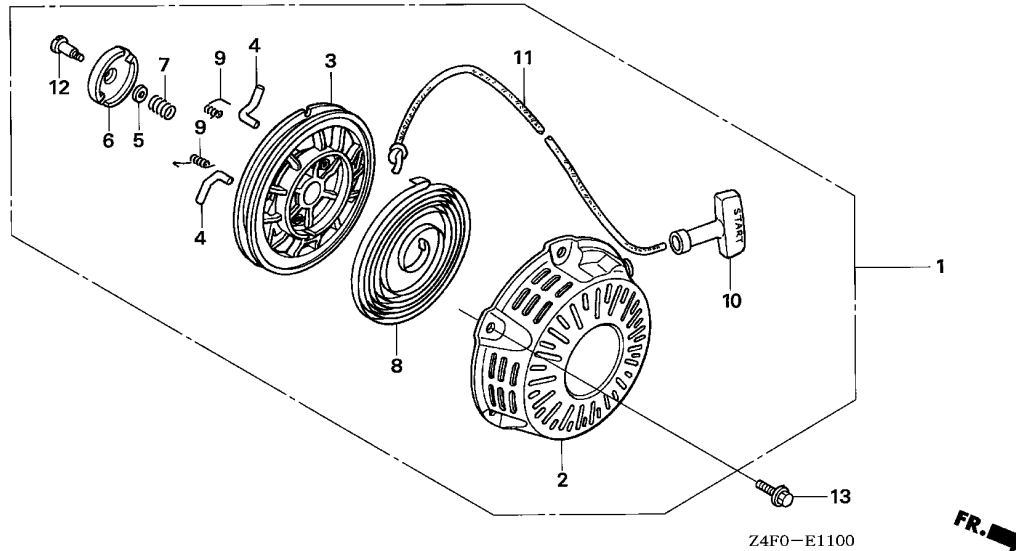




| Ref. No. | L.O.N. | (Relative ref. Number) Description | F.R.T. |
|----------|--------|---|--------|
| 1 | 1121B9 | STARTER, RECOIL | 0.1 |
| 3 | 1121B1 | REEL, RECOIL STARTER | 0.3 |
| 4 | 1121B0 | RATCHET, STARTER AND/OR SPRING, RATCHET | 0.2 |
| 6 | 1121A4 | GUIDE, RATCHET | 0.2 |
| 8 | 1121B7 | SPRING, RECOIL STARTER RETURN | 0.3 |
| 11 | 1121B3 | ROPE, RECOIL STARTER | 0.3 |

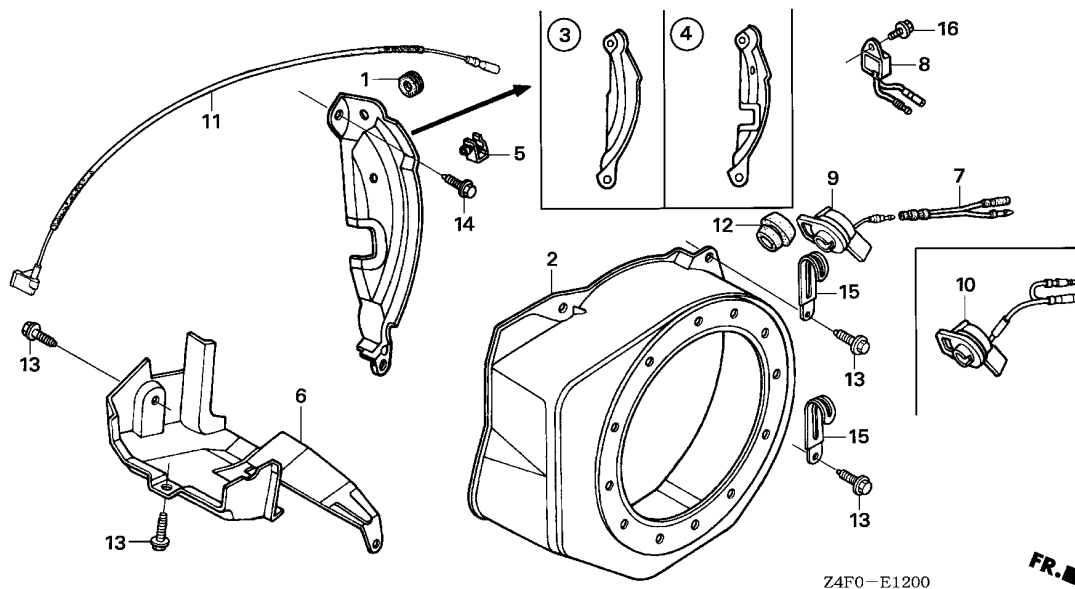
| Ref. No. | Part No. | Description | Reqd. QTY | Serial No. | Parts catalogue code |
|----------|-----------------|--|-----------------|------------|---|
| | | | GX 120 U1 | | |
| 1 | 28400-ZH8-R11ZA | STARTER ASSY., RECOIL (TURFCO) *R280*.....POWER RED | 1 | ----- | LAJ4 |
| | 28400-ZH8-023YA | STARTER ASSY., RECOIL *R280*.....POWER RED | 1 | ----- | AR,DKR,HHQ4,HTF2,HT2,HXU,HX2,HX26,HX4,KRA4,KRF4,KRS4,KRS5,KRS6,KRT4,LHQ4,LSJ4,LXU,LX2,LX4,QA2,QHQ4,QH26,QLL,QMA4,QMA8,QME4,QMX2,QXC9,QXS2,QXU,QX2,QX26,QX4,QX7,RD4,RHC,RHQ4,RX4,SAJ4,SD16,SD4,SE,SHQ4,SMA7,SMW2,SXS4,SX4,SX7,TX2,TX26,TX4,UXU,VEX,VEX7,VMS4,VP4,VXU,VX4,VX7,WDA6,WD12,WKD6,WKT2,WKT4,WKT6,WMA3,WME2,WME4 |
| | 28400-ZH8-023ZB | *NH1*.....BLACK | 1 | ----- | AR,HX2,LX2,PX2,QA2,QMX2,QWA4,QXC9,QXS2,QX2,SG24,SM12,SM14,SSX2,SSX4,TX2,VED6 |
| | 28400-ZH8-023ZG | *NH105*...MAT BLACK (#15-#20) | 1 | ----- | LSD2,SJD2,SWX2,SWX4 |
| | 28400-ZH8-023ZJ | *T51*.....JACOBSEN ORANGE | 1 | ----- | QJG2 |
| | 28400-ZH8-023ZM | *NH246*.....LOOSEY GRAY | 1 | ----- | VPR4 |
| | 28400-ZH8-023ZV | *T79*.....BOMBARDIER YELLOW | 1 | ----- | QB26 |
| 2 | 28410-ZH8-003YA | CASE COMP., RECOIL STARTER *R280*.....POWER RED | 1 | ----- | AR,DKR,HHQ4,HTF2,HT2,HXU,HX2,HX26,HX4,KRA4,KRF4,KRS4,KRS5,KRS6,KRT4,LAJ4,LHQ4,LSJ4,LXU,LX2,LX4,QA2,QHQ4,QH26,QLL,QMA4,QMA8,QME4,QMX2,QXC9,QXS2,QXU,QX2,QX26,QX4,QX7,RD4,RHC,RHQ4,RX4,SAJ4,SD16,SD4,SE,SHQ4,SMA7,SMW2,SXS4,SX4,SX7,TX2,TX26,TX4,UXU,VEX,VEX7,VMS4,VP4,VXU,VX4,VX7,WDA6,WD12,WKD6,WKT2,WKT4,WKT6,WMA3,WME2,WME4 |
| | 28410-ZH8-003ZB | *NH1*.....BLACK | 1 | ----- | AR,HX2,LX2,PX2,QA2,QMX2,QWA4,QXC9,QXS2,QX2,SG24,SM12,SM14,SSX2,SSX4,TX2,VED6 |
| | 28410-ZH8-003ZG | *NH105*...MAT BLACK (#15-#20) | 1 | ----- | LSD2,SJD2,SWX2,SWX4 |
| | 28410-ZH8-003ZJ | *T51*.....JACOBSEN ORANGE | 1 | ----- | QJG2 |
| | 28410-ZH8-003ZM | *NH246*.....LOOSEY GRAY | 1 | ----- | VPR4 |
| | 28410-ZH8-003ZV | *T79*.....BOMBARDIER YELLOW | 1 | ----- | QB26 |
| 3 | 28421-ZH8-801 | REEL, RECOIL STARTER | 1 | | |
| 4 | 28422-ZH8-801 | RATCHET, STARTER | 2 | | |
| 5 | 28431-ZH8-801 | PLATE, FRICTION | 1 | | |





2

| Ref. No. | Part No. | Description | Reqd. QTY | | Serial No. | Parts catalogue code |
|----------|---------------|------------------------------|-----------|----|------------|--|
| | | | GX | U1 | | |
| 6 | 28433-ZH8-801 | GUIDE, RATCHET | 1 | | | |
| 7 | 28441-ZH8-801 | SPRING, FRICTION | 1 | | | |
| 8 | 28442-ZH8-003 | SPRING, RECOIL STARTER | 1 | | | |
| 9 | 28443-ZH8-801 | SPRING, RETURN | 2 | | | |
| 10 | 28461-ZH8-003 | GRIP, STARTER | 1 | | | |
| 11 | 28462-ZH8-R10 | ROPE, RECOIL STARTER | 1 | | ----- LAJ4 | |
| | 28462-ZH8-003 | | 1 | | ----- | AR,DKR,HHQ4,HTF2,HT2,HXU,HX2,HX26,HX4,KRA4,KRF4,KRS4,KRS5,KRS6,KRT4,LHQ4,LSJ4,LXU,LX2,LX4,PX2,QA2,QB26,QHQ4,QH26,QJG2,QLL,QMA4,QMA8,QME4,QMX2,QWA4,QXC9,QXS2,QXU,QX2,QX26,QX4,QX7,RD4,RHC,RHQ4,RX4,SAJ4,SD16,SD4,SE,SG24,SHQ4,SJD2,SMA7,SMW2,SM12,SM14,SSX2,SSX4,SWX2,SWX4,SXS4,SX4,SX7,TX2,TX26,UXU,VED6,VEX,VEX7,VMS4,VPM4,VPR4,VXU,VX4,VX7,WDA6,WD12,WKD6,WKT2,WKT4,WKT6,WMA3,WME2,WME4 |
| 12 | 90003-ZH8-801 | SCREW, SETTING | 1 | | | |
| 13 | 90008-ZE2-003 | BOLT, FLANGE, 6X10 | 3 | | | |



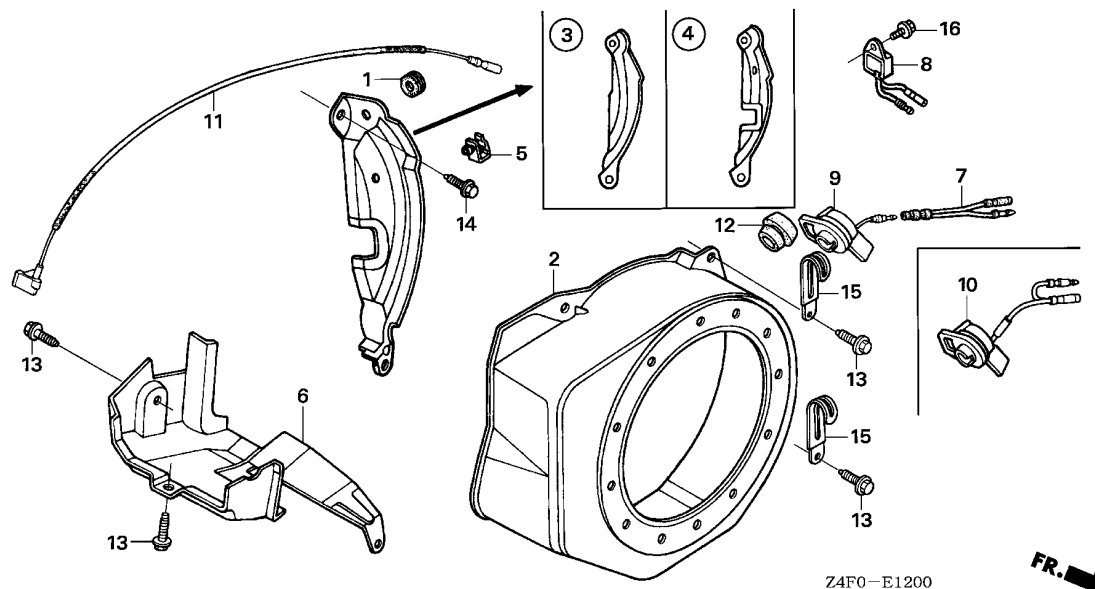
| Ref. No. | L.O.N. | (Relative ref. Number) Description | F.R.T. |
|----------|--------|------------------------------------|--------|
| 2 | 1141G8 | COVER, ENGINE COOLING FAN | 0.2 |
| 3 | | (4) | |
| | 1121A7 | PLATE, SIDE | 0.3 |
| 6 | 4141E3 | SHROUD, ENGINE | 0.2 |
| 7 | 6111A3 | CORD, ENGINE STOP SWITCH | 0.1 |
| 8 | 6151A0 | ALERT UNIT, OIL | 0.1 |
| 9 | | (10) | |
| | 6151D9 | SWITCH, ENGINE STOP | 0.2 |
| 11 | 6111B3 | CORD, STOP SWITCH | 0.3 |

Z4F0-E1200



| Ref. No. | Part No. | Description | Reqd. QTY | Serial No. | Parts catalogue code |
|----------|-----------------|----------------------------------|-----------------|------------|--|
| | | | GX 120 U1 | | |
| 1 | 11347-371-300 | GROMMET, ADJUSTING COVER | 1 | | |
| 2 | 19610-ZB0-601ZD | COVER COMP., FAN | 1 | | |
| | | *R280*.....POWER RED | 1 | ----- | LSJ4 |
| | 19610-ZE0-000ZE | *NH1*.....BLACK | 1 | ----- | HX2,LX2,PX2,QA2,QMX2,QWA4,QXC9,QXS2,QX2,SG24,SM12,SM14,SSX2,SSX4,TX2,VED6 |
| | 19610-ZE0-000ZF | *NH246*.....LOOSEY GRAY | 1 | ----- | HX2,LX2,QA2,QXS2,QX2,TX2,VPR4 |
| | 19610-ZE0-000ZG | *T51*.....JACOBSEN ORANGE | 1 | ----- | QJG2 |
| | 19610-ZE0-000ZK | *NH105*...MAT BLACK (#15-#20) | 1 | ----- | LSD2,SJD2,SWX2,SWX4 |
| | 19610-ZE0-000ZQ | *T79*.....BOMBARDIER YELLOW | 1 | ----- | QB26 |
| | 19610-ZE0-000ZS | *R280*.....POWER RED | 1 | ----- | HHQ4,HTF2,HT2,HXU,HX2,HX26,HX4,LAJ4,LHQ4,LXU,LX2,LX4,QA2,QHQ4,QH26,QLL,QMA4,QMA8,QME4,QMX2,QXC9,QXS2,QXU,QX2,QX26,QX4,QX7,RD4,RHC,RHQ4,RX4,SAJ4,SD16,SD4,SE,SHQ4,SMA7,SMW2,SXS4,SX4,SX7,TX2,TX26,TX4,UXU,VEX,VEX7,VMS4,VPM4,VXU,VX4,VX7,WDA6,WD12,WKD6,WKT2,WKT4,WKT6,WMA3,WME2,WME4 |
| | 19610-ZH7-V90ZB | *R280*.....POWER RED | 1 | ----- | KRT4 |
| | 19610-ZK7-V00ZC | *NH1*.....BLACK | 1 | ----- | AR |
| | 19610-ZK7-V00ZD | *R280*.....POWER RED | 1 | ----- | AR,DKR,KRA4,KRF4,KRS4,KRS5,KRS6 |
| 3 | 19611-ZH7-810 | PLATE COMP., SIDE (OIL ALERT) | 1 | ----- | HTF2,HXU,HX2,HX26,HX4,LXU,LX2,LX4,PX2,QLL,QMA8,QMX2,QWA4,QXC9,QXU,QX2,QX26,QX4,QX7,RX4,SG24,SMA7,SMW2,SM12,SM14,SSX2,SSX4,SWX2,SWX4,SXS4,SX4,SX7,TX2,TX26,TX4,UXU,VED6,VEX,VEX7,VMS4,VPM4,VPR4,VXU,VX4,VX7,WKD6,WKT2,WKT4,WKT6,WME2 |
| | 19612-ZH7-000 | PLATE, SIDE (STD.) | 1 | ----- | HHQ4,HT2,LHQ4,LSD2,LSJ4,QA2,QHQ4,QH26,QMA4,QME4,RD4,RHQ4,SAJ4,SD16,SD4,SE,SHQ4,SJD2,WDA6,WD12,WMA3,WME4 |
| | 19612-ZK7-V00 | PLATE, SIDE | 1 | ----- | AR,DKR,KRA4,KRF4,KRS4,KRS5,KRS6,KRT4 |
| 4 | 19611-ZH7-820 | PLATE COMP., SIDE (ALERT & LAMP) | 1 | ----- | QXS2 |
| | 19612-ZH7-821 | PLATE, SIDE | 1 | ----- | LAJ4,QB26,QJG2,RHC |
| 5 | 19613-ZE1-020 | CLAMP, CORD | 1 | ----- | VPR4 |

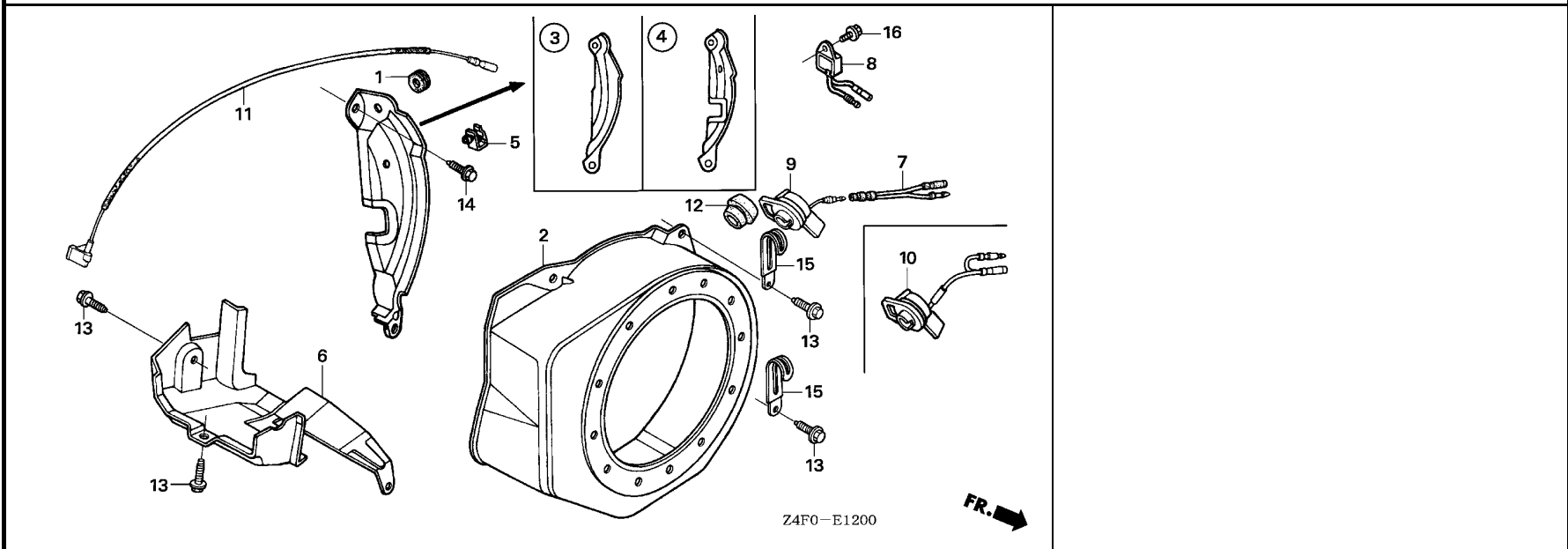




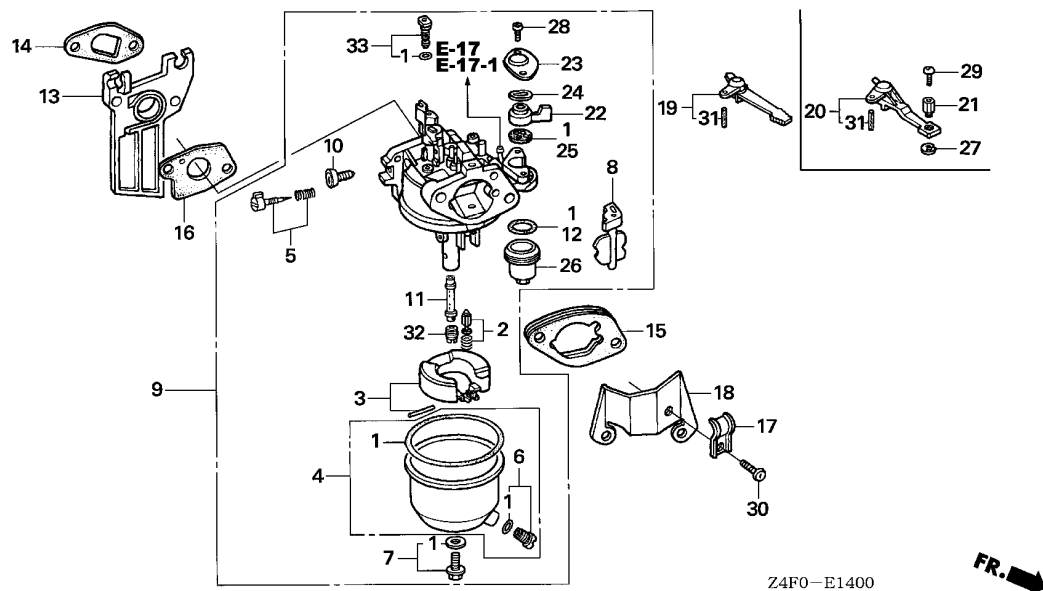
Z4F0-E1200



| Ref. No. | Part No. | Description | Reqd. QTY | | Serial No. | Parts catalogue code |
|----------|---------------|--------------------------------|-----------|----|------------|--|
| | | | GX | U1 | | |
| (5) | 90601-ZH7-013 | CLIP, HARNESS | 1 | | | HTF2, HXU, HX2, HX26, HX4, LXU, LX2, LX4, PX2, QLL, QMA8, QMX2, QWA4, QXC9, QXS2, QXU, QX2, QX26, QX4, QX7, RX4, SG24, SMA7, SMW2, SM12, SM14, SSSX2, SSSX4, SWX2, SWX4, SXS4, SX4, SX7, TX2, TX26, TX4, UXU, VED6, VEX, VEX7, VMS4, VPM4, VXU, VX4, VX7, WKD6, WKT2, WKT4, WKT6, WME2 |
| 6 | 19630-ZH7-000 | SHROUD COMP. | 1 | | | HHQ4, HTF2, HT2, HXU, HX2, HX26, HX4, LAJ4, LHQ4, LSD2, LSJ4, LXU, LX2, LX4, PX2, QA2, QB26, QHQ4, QH26, QJG2, QLL, QMA4, QMA8, QME4, QMX2, QWA4, QXC9, QXS2, QXU, QX2, QX26, QX4, QX7, RD4, RHC, RHQ4, RX4, SAJ4, SD16, SD4, SE, SG24, SHQ4, SJD2, SMA7, SMW2, SM12, SM14, SSSX2, SSSX4, SWX2, SWX4, SXS4, SX4, SX7, TX2, TX26, TX4, UXU, VED6, VEX, VEX7, VMS4, VPM4, VPR4, VXU, VX4, VX7, WKD6, WKT2, WKT4, WKT6, WMA3, WME2, WME4 |
| 7 | 32197-ZH8-003 | SUB HARNESS | 1 | | | VPR4 |
| 8 | 34150-ZH7-003 | ALERT UNIT, OIL | 1 | | | HTF2, HXU, HX2, HX26, HX4, LXU, LX2, LX4, PX2, QLL, QMA8, QMX2, QWA4, QXC9, QXS2, QXU, QX2, QX26, QX4, QX7, RX4, SG24, SMA7, SMW2, SM12, SM14, SSSX2, SSSX4, SWX2, SWX4, SXS4, SX4, SX7, TX2, TX26, TX4, UXU, VED6, VEX, VEX7, VMS4, VPM4, VPR4, VXU, VX4, VX7, WKD6, WKT2, WKT4, WKT6, WME2 |
| 9 | 35120-Z0D-V81 | SWITCH ASSY., ENGINE STOP ... | 1 | | | AR, DKR, HHQ4, HT2, KRA4, KRF4, KRS4, KRS5, KRS6, KRT4, LHQ4, LSJ4, QA2, QHQ4, QH26, QJG2, QMA4, QME4, QME4, QME4, QME4, QMX2, QWA4, QXC9, QXS2, QXU, QX2, QX26, QX4, QX7, RD4, RHC, RHQ4, RX4, SAJ4, SD16, SD4, SE, SG24, SHQ4, SJD2, SMA7, SMW2, SM12, SM14, SSSX2, SSSX4, SWX2, SWX4, SXS4, SX4, SX7, TX2, TX26, TX4, UXU, VED6, VEX, VEX7, VMS4, VPM4, VPR4, VXU, VX4, VX7, WKD6, WKT2, WKT4, WKT6, WMA3, WME2, WME4 |
| 10 | 36100-ZF6-P81 | SWITCH ASSY., ENGINE STOP ... | 1 | | | HTF2, HXU, HX2, HX26, HX4, LXU, LX2, LX4, PX2, QLL, QMA8, QMX2, QWA4, QXC9, QXS2, QXU, QX2, QX26, QX4, QX7, RX4, SG24, SMA7, SMW2, SM12, SM14, SSSX2, SSSX4, SWX2, SWX4, SXS4, SX4, SX7, TX2, TX26, TX4, UXU, VED6, VEX, VEX7, VMS4, VPM4, VPR4, VXU, VX4, VX7, WKD6, WKT2, WKT4, WKT6, WME2 |
| 11 | 36101-ZE1-010 | CORD, STOP SWITCH (370MM) ... | 1 | | | AR, DKR, HHQ4, HTF2, HT2, HXU, HX2, HX26, HX4, KRA4, KRF4, KRS4, KRS5, KRS6, KRT4, LAJ4, LHQ4, LSD2, LSJ4, LXU, LX2, LX4, PX2, QA2, QHQ4, QH26, QJG2, QLL, QMA4, QMA8, QME4, QMX2, QWA4, QXC9, QXS2, QXU, QX2, QX26, QX4, QX7, RD4, RHC, RHQ4, RX4, SAJ4, SD16, SD4, SE, SG24, SHQ4, SJD2, SMA7, SMW2, SM12, SM14, SSSX2, SSSX4, SWX2, SWX4, SXS4, SX4, SX7, TX2, TX26, TX4, UXU, VED6, VEX, VEX7, VMS4, VPM4, VPR4, VXU, VX4, VX7, WDA6, WD12, WKD6, WKT2, WKT4, WKT6, WMA3, WME2, WME4 |
| | 36101-ZK7-U50 | CORD, STOP SWITCH (BOMBARDIER) | 1 | | | QB26 |



| Ref. No. | Part No. | Description | Reqd. QTY | | Serial No. | Parts catalogue code |
|----------|----------------|-------------------------------|-----------|-------|------------|---|
| | | | GX | U1 | | |
| 12 | 81329-567-020 | GROMMET, DRAIN HOLE | 1 | ----- | ----- | LAJ4, LSD2, QB26, SJD2, VPR4 |
| 13 | 90013-883-000 | BOLT, FLANGE, 6X12(CT200) ... | 4 | ----- | ----- | AR, DKR, KRA4, KRF4, KRS4, KRS5, KRS6, KRT4 |
| 14 | 90022-888-010 | BOLT, FLANGE, 6X20(CT200) ... | 1 | ----- | ----- | ----- |
| 15 | 91406-657-671 | CLIP, WIRE HARNESS | 2 | ----- | ----- | LSD2, SJD2 |
| 16 | 95701-06008-00 | BOLT, FLANGE, 6X8 | 1 | ----- | ----- | HTF2, HXU, HX2, HX26, HX4, LXU, LX2, LX4, PX2, QLL, QMA8, QMX2, QWA4, QXC9, QXS2, QXU, QX2, QX26, QX4, QX7, RD4, RHC, RHQ4, RX4, SAJ4, SD16, SD4, SE, SG24, SHQ4, SJD2, SMA7, SMW2, SM12, SM14, SSSX2, SSSX4, SWX2, SWX4, SXS4, SX4, SX7, TX2, TX26, TX4, UXU, VED6, VEX, VEX7, VMS4, VPM4, VPR4, VXU, VX4, VX7, WKD6, WKT2, WKT4, WKT6, WMA3, WME2, WME4 |



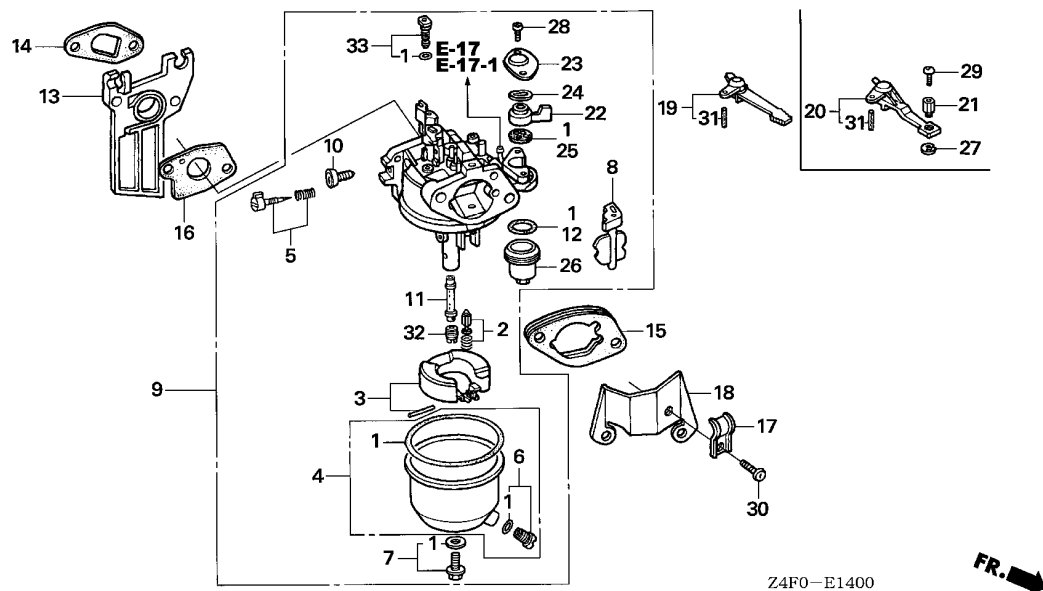
Z4F0-E1400

| Ref. No. | L.O.N. | (Relative ref. Number) Description | F.R.T. |
|----------|--------|---|--------|
| 1 | 3111B1 | GASKET SET, CARBURETOR (3) | 0.4 |
| 2 | 3111E1 | VALVE SET, FLOAT AND/OR FLOAT SET | 0.3 |
| 4 | 3111A3 | CHAMBER SET, FLOAT AND/OR GASKET, FLOAT CHAMBER | 0.2 |
| 5 | 3111D7 | SCREW SET, PILOT | 0.2 |
| 9 | 3111F3 | CARBURETOR | 0.2 |
| 12 | 3101L6 | PACKING, FUEL STRAINER CUP | 0.2 |
| 13 | 3111C0 | INSULATOR, CARBURETOR AND/OR PACKING, INSULATOR | 0.2 |
| 15 | 3111D9 | SPACER, CARBURETOR | 0.2 |
| 16 | 3111C8 | PACKING, CARBURETOR (20) | 0.2 |
| 19 | 8101F9 | LEVER, CARBURETOR CHOKE (22,23,24) | 0.2 |
| 25 | 3101C5 | PACKING, FUEL COCK | 0.2 |
| 32 | 3111C3 | JET, MAIN | 0.3 |

| Ref. No. | Part No. | Description | Reqd. QTY | Serial No. | Parts catalogue code |
|----------|--------------------------------|--------------------|-----------|------------|--|
| 1 | 16010-ZE0-025 16010-ZE1-812 | GASKET SET | 1 | ----- | LSJ4,RD4,SD16,SD4,SE,WMA3,WME4 HHQ4,HTF2,HT2,HXU,HX2,HX26,HX4,LAJ4,LHQ4,LSD2,LXU,LX2,LX4,PX2,QA2,QB26,QH26,QJG2,QLL,QMA4,QMA8,QME4,QMX2,QWA4,QXC9,QXS2,QXU,QX2,QX26,QX4,QX7,RHC,RHQ4,RX4,SAJ4,SG24,SHQ4,SJD2,SMA7,SMW2,SM12,SM14,SSX2,SSX4,SWX4,SXS4,SX4,SX7,TX2,TX26,TX4,UXU,VED6,VEX,VEX7,VMS4,VXU,VX4,VX7,WDA6,WD12,WKD6,WKT2,WKT4,WKT6,WME2 |
| 2 | 16011-ZE0-005 | VALVE SET, FLOAT | 1 | ----- | HHQ4,HTF2,HT2,HXU,HX2,HX26,HX4,LAJ4,LHQ4,LSD2,LSJ4,LXU,LX2,LX4,PX2,QA2,QB26,QH26,QJG2,QLL,QMA4,QMA8,QME4,QMX2,QWA4,QXC9,QXS2,QXU,QX2,QX26,QX4,QX7,RD4,RHC,RHQ4,RX4,SAJ4,SD16,SD4,SE,SG24,SHQ4,SJD2,SMA7,SMW2,SM12,SM14,SSX2,SSX4,SWX2,SWX4,SXS4,SX4,SX7,TX2,TX26,TX4,UXU,VED6,VEX,VEX7,VMS4,VXU,VX4,VX7,WDA6,WD12,WKD6,WKT2,WKT4,WKT6,WMA3,WME2,WME4 |
| 3 | 16013-ZE0-005 | FLOAT SET | 1 | ----- | HHQ4,HTF2,HT2,HXU,HX2,HX26,HX4,LAJ4,LHQ4,LSD2,LSJ4,LXU,LX2,LX4,PX2,QA2,QB26,QH26,QJG2,QLL,QMA4,QMA8,QME4,QMX2,QWA4,QXC9,QXS2,QXU,QX2,QX26,QX4,QX7,RD4,RHC,RHQ4,RX4,SAJ4,SD16,SD4,SE,SG24,SHQ4,SJD2,SMA7,SMW2,SM12,SM14,SSX2,SSX4,SWX2,SWX4,SXS4,SX4,SX7,TX2,TX26,TX4,UXU,VED6,VEX,VEX7,VMS4,VXU,VX4,VX7,WDA6,WD12,WKD6,WKT2,WKT4,WKT6,WMA3,WME2,WME4 |
| 4 | 16015-ZE0-831 | CHAMBER SET, FLOAT | 1 | ----- | HHQ4,HTF2,HT2,HXU,HX2,HX26,HX4,LAJ4,LHQ4,LSD2,LSJ4,LXU,LX2,LX4,PX2,QA2,QB26,QH26,QJG2,QLL,QMA4,QMA8,QME4,QMX2,QWA4,QXC9,QXS2,QXU,QX2,QX26,QX4,QX7,RD4,RHC,RHQ4,RX4,SAJ4,SD16,SD4,SE,SG24,SHQ4,SJD2,SMA7,SMW2,SM12,SM14,SSX2,SSX4,SWX2,SWX4,SXS4,SX4,SX7,TX2,TX26,TX4,UXU,VED6,VEX,VEX7,VMS4,VXU,VX4,VX7,WDA6,WD12,WKD6,WKT2,WKT4,WKT6,WMA3,WME2,WME4 |
| 5 | 16016-ZH7-W01 | SCREW SET, PILOT | 1 | ----- | HHQ4,HTF2,HT2,HXU,HX2,HX26,HX4,LAJ4,LHQ4,LSD2,LSJ4,LXU,LX2,LX4,PX2,QA2,QB26,QH26,QJG2,QLL,QMA4,QMA8,QME4,QMX2,QWA4,QXC9,QXS2,QXU,QX2,QX26,QX4,QX7,RD4,RHC,RHQ4,RX4,SAJ4,SD16,SD4,SE,SG24,SHQ4,SJD2,SMA7,SMW2,SM12,SM14,SSX2,SSX4,SWX2,SWX4,SXS4,SX4,SX7,TX2,TX26,TX4,UXU,VED6,VEX,VEX7,VMS4,VXU,VX4,VX7,WDA6,WD12,WKD6,WKT2,WKT4,WKT6,WMA3,WME2,WME4 |

| Ref. No. | Part No. | Description | Reqd. QTY | | Serial No. | Parts catalogue code |
|----------|---------------|--------------------------------|-----------|-------|------------|---|
| | | | GX | U1 | | |
| 6 | 16024-ZE1-811 | SCREW SET, DRAIN | 1 | ----- | ----- | HHQ4,HTF2,HT2,HXU,HX2,HX26,HX4,LAJ4,LHQ4, LSD2,LSJ4,LXU,LX2,LX4, PX2,QA2 QB26,QHQ4,QH26,QJG2,QLL,QMA4,QMA8,QME4,QMX2,QWA4,QXC9,QXS2,QXU,QX2,QX26 QX4,QX7,RD4,RHC,RHQ4,RX4,SAJ4,SD16,SD4,SE,SG24,SHQ4,SJD2,SMA7,SMW2,SM12 SM14,SSX2,SSX4,SWX2,SWX4,SXS4,SX4,SX7,TX2,TX26,TX4,UXU,VED6,VEX,VEX7,VMS4 VXU,VX4,VX7,WDA6,WD12,WKD6,WKT2,WKT4,WKT6,WMA3,WME2,WME4 |
| 7 | 16028-ZE0-005 | SCREW SET | 1 | ----- | ----- | HHQ4,HTF2,HT2,HXU,HX2,HX26,HX4,LAJ4,LHQ4, LSD2,LSJ4,LXU,LX2,LX4, PX2,QA2 QB26,QHQ4,QH26,QJG2,QLL,QMA4,QMA8,QME4,QMX2,QWA4,QXC9,QXS2,QXU,QX2,QX26 QX4,QX7,RD4,RHC,RHQ4,RX4,SAJ4,SD16,SD4,SE,SG24,SHQ4,SJD2,SMA7,SMW2,SM12 SM14,SSX2,SSX4,SWX2,SWX4,SXS4,SX4,SX7,TX2,TX26,TX4,UXU,VED6,VEX,VEX7,VMS4 VXU,VX4,VX7,WDA6,WD12,WKD6,WKT2,WKT4,WKT6,WMA3,WME2,WME4 |
| 8 | 16044-ZE0-005 | CHOKE SET | 1 | ----- | ----- | HHQ4,HTF2,HT2,HXU,HX2,HX26,HX4,LAJ4,LHQ4, LSD2,LSJ4,LXU,LX2,LX4, PX2,QA2 QB26,QHQ4,QH26,QJG2,QLL,QMA4,QMA8,QME4,QMX2,QWA4,QXC9,QXS2,QXU,QX2,QX26 QX4,QX7,RD4,RHC,RHQ4,RX4,SAJ4,SD16,SD4,SE,SG24,SHQ4,SJD2,SMA7,SMW2,SM12 SM14,SSX2,SSX4,SWX2,SWX4,SXS4,SX4,SX7,TX2,TX26,TX4,UXU,VED6,VEX,VEX7,VMS4 VXU,VX4,VX7,WDA6,WD12,WKD6,WKT2,WKT4,WKT6,WMA3,WME2,WME4 |
| 9 | 16100-ZH7-V21 | CARBURETOR ASSY. (BE60F B) .. | 1 | ----- | ----- | QXC9 |
| | 16100-ZH7-W51 | CARBURETOR ASSY. (BE60B B) .. | 1 | ----- | ----- | HHQ4,HTF2,HT2,HXU,HX2,HX26,HX4,LAJ4,LHQ4, LSD2,LSJ4,LXU,LX2,LX4, PX2,QA2 QB26,QHQ4,QH26,QJG2,QLL,QMA4,QMA8,QME4,QMX2,QWA4,QXC9,QXS2,QXU,QX2,QX26 QX4,QX7,RD4,RHC,RHQ4,RX4,SAJ4,SD16,SD4,SE,SG24,SHQ4,SJD2,SMA7,SMW2,SM12 SM14,SSX2,SSX4,SWX2,SWX4,SXS4,SX4,SX7,TX2,TX26,TX4,UXU,VED6,VEX,VEX7,VMS4 VXU,VX4,VX7,WDA6,WD12,WKD6,WKT2,WKT4,WKT6,WMA3,WME2,WME4 |
| | 16100-ZH7-W61 | CARBURETOR ASSY. (BE60C B) .. | 1 | ----- | ----- | QA2,QME4,VED6,WD12,WKD6,WKT2,WKT4,WKT6,WME2 |
| | 16100-ZH7-W71 | CARBURETOR ASSY. (BE61D B) .. | 1 | ----- | ----- | LSJ4,RD4,SD16,SD4,WMA3,WME4 |
| | 16100-ZH7-W81 | CARBURETOR ASSY. (BE61G A) .. | 1 | ----- | ----- | SE |
| 10 | 16124-ZE0-005 | SCREW, THROTTLE STOP | 1 | ----- | ----- | HHQ4,HTF2,HT2,HXU,HX2,HX26,HX4,LAJ4,LHQ4, LSD2,LSJ4,LXU,LX2,LX4, PX2,QA2 QB26,QHQ4,QH26,QJG2,QLL,QMA4,QMA8,QME4,QMX2,QWA4,QXC9,QXS2,QXU,QX2,QX26 QX4,QX7,RD4,RHC,RHQ4,RX4,SAJ4,SD16,SD4,SE,SG24,SHQ4,SJD2,SMA7,SMW2,SM12 SM14,SSX2,SSX4,SWX2,SWX4,SXS4,SX4,SX7,TX2,TX26,TX4,UXU,VED6,VEX,VEX7,VMS4 VXU,VX4,VX7,WDA6,WD12,WKD6,WKT2,WKT4,WKT6,WMA3,WME2,WME4 |
| 11 | 16166-ZH7-V20 | NOZZLE, MAIN | 1 | ----- | ----- | QXC9 |
| | 16166-ZH7-W50 | | 1 | ----- | ----- | HHQ4,HTF2,HT2,HXU,HX2,HX26,HX4,LAJ4,LHQ4, LSD2,LSJ4,LXU,LX2,LX4, PX2,QA2 QB26,QHQ4,QH26,QJG2,QLL,QMA4,QMA8,QME4,QMX2,QWA4,QXC9,QXS2,QXU,QX2,QX26 QX4,QX7,RD4,RHC,RHQ4,RX4,SAJ4,SD16,SD4,SE,SG24,SHQ4,SJD2,SMA7,SMW2,SM12 SM14,SSX2,SSX4,SWX2,SWX4,SXS4,SX4,SX7,TX2,TX26,TX4,UXU,VED6,VEX,VEX7,VMS4 VXU,VX4,VX7,WDA6,WD12,WKD6,WKT2,WKT4,WKT6,WMA3,WME2,WME4 |
| 12 | 16173-001-004 | PACKING, FUEL STRAINER CUP .. | 1 | ----- | ----- | HHQ4,HTF2,HT2,HXU,HX2,HX26,HX4,LAJ4,LHQ4, LSD2,LSJ4,LXU,LX2,LX4, PX2,QA2 QB26,QHQ4,QH26,QJG2,QLL,QMA4,QMA8,QME4,QMX2,QWA4,QXC9,QXS2,QXU,QX2,QX26 QX4,QX7,RD4,RHC,RHQ4,RX4,SAJ4,SD16,SD4,SE,SG24,SHQ4,SJD2,SMA7,SMW2,SM12 SM14,SSX2,SSX4,SWX2,SWX4,SXS4,SX4,SX7,TX2,TX26,TX4,UXU,VED6,VEX,VEX7,VMS4 VXU,VX4,VX7,WDA6,WD12,WKD6,WKT2,WKT4,WKT6,WMA3,WME2,WME4 |
| 13 | 16211-ZE0-000 | INSULATOR, CARBURETOR | 1 | ----- | ----- | HHQ4,HTF2,HT2,HXU,HX2,HX26,HX4,LAJ4,LHQ4, LSD2,LSJ4,LXU,LX2,LX4, PX2,QA2 QB26,QHQ4,QH26,QJG2,QLL,QMA4,QMA8,QME4,QMX2,QWA4,QXC9,QXS2,QXU,QX2,QX26 QX4,QX7,RD4,RHC,RHQ4,RX4,SAJ4,SD16,SD4,SE,SG24,SHQ4,SJD2,SMA7,SMW2,SM12 SM14,SSX2,SSX4,SWX2,SWX4,SXS4,SX4,SX7,TX2,TX26,TX4,UXU,VED6,VEX,VEX7,VMS4 VXU,VX4,VX7,WDA6,WD12,WKD6,WKT2,WKT4,WKT6,WMA3,WME2,WME4 |
| 14 | 16212-ZH7-800 | PACKING, INSULATOR | 1 | ----- | ----- | HHQ4,HTF2,HT2,HXU,HX2,HX26,HX4,LAJ4,LHQ4, LSD2,LSJ4,LXU,LX2,LX4, PX2,QA2 QB26,QHQ4,QH26,QJG2,QLL,QMA4,QMA8,QME4,QMX2,QWA4,QXC9,QXS2,QXU,QX2,QX26 QX4,QX7,RD4,RHC,RHQ4,RX4,SAJ4,SD16,SD4,SE,SG24,SHQ4,SJD2,SMA7,SMW2,SM12 SM14,SSX2,SSX4,SWX2,SWX4,SXS4,SX4,SX7,TX2,TX26,TX4,UXU,VED6,VEX,VEX7,VMS4 VXU,VX4,VX7,WDA6,WD12,WKD6,WKT2,WKT4,WKT6,WMA3,WME2,WME4 |
| 15 | 16220-ZE1-020 | SPACER COMP., CARBURETOR | 1 | ----- | ----- | HHQ4,HTF2,HT2,HXU,HX2,HX26,HX4,LAJ4,LHQ4, LSD2,LSJ4,LXU,LX2,LX4, PX2,QA2 QB26,QHQ4,QH26,QJG2,QLL,QMA4,QMA8,QME4,QMX2,QWA4,QXC9,QXS2,QXU,QX2,QX26 QX4,QX7,RD4,RHC,RHQ4,RX4,SAJ4,SD16,SD4,SE,SG24,SHQ4,SJD2,SMA7,SMW2,SM12 SM14,SSX2,SSX4,SWX2,SWX4,SXS4,SX4,SX7,TX2,TX26,TX4,UXU,VED6,VEX,VEX7,VMS4 VXU,VX4,VX7,WDA6,WD12,WKD6,WKT2,WKT4,WKT6,WMA3,WME2,WME4 |





Z4F0-E1400

| Ref. No. | Part No. | Description | Reqd. QTY | Serial No. | Parts catalogue code |
|----------|---------------|-------------------------------|-----------------|------------|---|
| | | | GX 120 U1 | | |
| 16 | 16221-ZH8-801 | PACKING, CARBURETOR | 1 | ----- | HHQ4,HTF2,HT2,HXU,HX2,HX26,HX4,LAJ4,LHQ4,LSJ4,LSJ4,LXU,LX2,LX4, PX2,QA2 QB26,QHQ4,QH26,QJG2,QLL,QMA4,QMA8,QME4,QMX2,QWA4,QXC9,QXS2,QXU,QX2,QX26 QX4,QX7,RD4,RHC,RHQ4,RX4,SAJ4,SD16,SD4,SE,SG24,SHQ4,SJD2,SMA7,SMW2,SM12 SM14,SSX2,SSX4,SWX2,SWX4,SXS4,SX4,SX7, TX2, TX26, TX4, UXU, VED6, VEX, VEX7, VMS4 VXU, VX4, VX7, WDA6, WD12, WKD6, WKT2, WKT4, WKT6, WMA3, WME2, WME4 |
| 17 | 16582-883-300 | HOLDER, CONTROL CABLE | 1 | ----- | QB26 |
| 18 | 16598-ZE1-000 | STAY, CHOKE CONTROL | 1 | ----- | QB26 |
| 19 | 16610-ZE1-000 | LEVER COMP., CHOKE (STD.) ... | 1 | ----- | HHQ4,HTF2,HT2,HXU,HX2,HX26,HX4,LAJ4,LHQ4,LSJ4,LSJ4,LXU,LX2,LX4, PX2,QA2 QHQ4,QH26,QJG2,QLL,QMA4,QMA8,QME4,QMX2,QWA4,QXC9,QXS2,QXU,QX2,QX26,QX4 QX7,RD4,RHC,RHQ4,RX4,SAJ4,SD16,SD4,SE,SG24,SHQ4,SJD2,SMA7,SMW2,SM12,SM14 SSX2,SSX4,SWX2,SWX4,SXS4,SX4,SX7, TX2, TX26, TX4, UXU, VED6, VEX, VEX7, VMS4, VXU VX4, VX7, WDA6, WD12, WKD6, WKT2, WKT4, WKT6, WMA3, WME2, WME4 |
| 20 | 16610-ZE1-810 | LEVER COMP., CHOKE (REMOTE) - | 1 | ----- | QB26 |
| 21 | 16617-890-010 | HOLDER, CABLE | 1 | ----- | QB26 |
| 22 | 16953-ZE1-812 | LEVER, COCK | 1 | ----- | HHQ4,HTF2,HT2,HXU,HX2,HX26,HX4,LAJ4,LHQ4,LSJ4,LSJ4,LXU,LX2,LX4, PX2,QA2 QB26,QHQ4,QH26,QJG2,QLL,QMA4,QMA8,QME4,QMX2,QWA4,QXC9,QXS2,QXU,QX2,QX26 QX4,QX7,RD4,RHC,RHQ4,RX4,SAJ4,SD16,SD4,SE,SG24,SHQ4,SJD2,SMA7,SMW2,SM12 SM14,SSX2,SSX4,SWX2,SWX4,SXS4,SX4,SX7, TX2, TX26, TX4, UXU, VED6, VEX, VEX7, VMS4 VXU, VX4, VX7, WDA6, WD12, WKD6, WKT2, WKT4, WKT6, WMA3, WME2, WME4 |
| 23 | 16954-ZE1-812 | PLATE, LEVER SETTING | 1 | ----- | HHQ4,HTF2,HT2,HXU,HX2,HX26,HX4,LAJ4,LHQ4,LSJ4,LSJ4,LXU,LX2,LX4, PX2,QA2 QB26,QHQ4,QH26,QJG2,QLL,QMA4,QMA8,QME4,QMX2,QWA4,QXC9,QXS2,QXU,QX2,QX26 QX4,QX7,RD4,RHC,RHQ4,RX4,SAJ4,SD16,SD4,SE,SG24,SHQ4,SJD2,SMA7,SMW2,SM12 SM14,SSX2,SSX4,SWX2,SWX4,SXS4,SX4,SX7, TX2, TX26, TX4, UXU, VED6, VEX, VEX7, VMS4 VXU, VX4, VX7, WDA6, WD12, WKD6, WKT2, WKT4, WKT6, WMA3, WME2, WME4 |

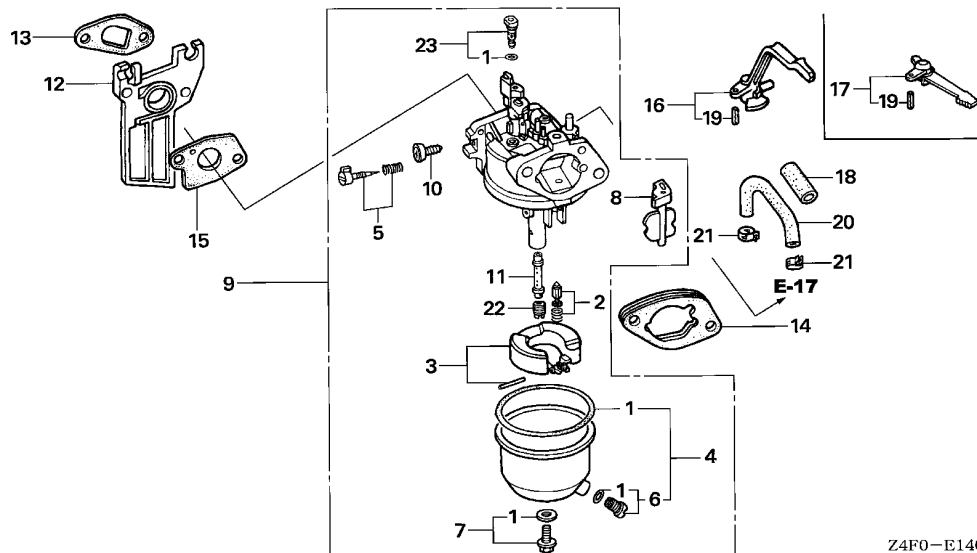
| Ref. No. | Part No. | Description | Reqd. QTY | | Serial No. | Parts catalogue code |
|----------|----------------|---------------------------|-----------------|-------|------------|---|
| | | | GX 120 U1 | | | |
| 24 | 16956-ZE1-811 | SPRING, COCK LEVER | 1 | ----- | ----- | HHQ4,HTF2,HT2,HXU,HX2,HX26,HX4,LAJ4,LHQ4, LSD2,LSJ4,LXU,LX2,LX4, PX2,QA2 QB26,QHQ4,QH26,QJG2,QLL,QMA4,QMA8,QME4,QMX2,QWA4,QXC9,QXS2,QXU,QX2,QX26 QX4,QX7,RD4,RHC,RHQ4,RX4,SAJ4,SD16,SD4,SE,SG24,SHQ4,SJD2,SMA7,SMW2,SM12 SM14,SSX2,SSX4,SWX2,SWX4,SXS4,SX4,SX7,TX2,TX26,TX4,UXU,VED6,VEX,VEX7,VMS4 VXU,VX4,VX7,WDA6,WD12,WKD6,WKT2,WKT4,WKT6,WMA3,WME2,WME4 |
| 25 | 16957-ZE1-812 | PACKING, FUEL COCK | 1 | ----- | ----- | HHQ4,HTF2,HT2,HXU,HX2,HX26,HX4,LAJ4,LHQ4, LSD2,LSJ4,LXU,LX2,LX4, PX2,QA2 QB26,QHQ4,QH26,QJG2,QLL,QMA4,QMA8,QME4,QMX2,QWA4,QXC9,QXS2,QXU,QX2,QX26 QX4,QX7,RD4,RHC,RHQ4,RX4,SAJ4,SD16,SD4,SE,SG24,SHQ4,SJD2,SMA7,SMW2,SM12 SM14,SSX2,SSX4,SWX2,SWX4,SXS4,SX4,SX7,TX2,TX26,TX4,UXU,VED6,VEX,VEX7,VMS4 VXU,VX4,VX7,WDA6,WD12,WKD6,WKT2,WKT4,WKT6,WMA3,WME2,WME4 |
| 26 | 16967-ZE0-811 | CUP, FUEL STRAINER | 1 | ----- | ----- | HHQ4,HTF2,HT2,HXU,HX2,HX26,HX4,LAJ4,LHQ4, LSD2,LXU,LX2,LX4, PX2,QA2, QB26 QHQ4,QH26,QJG2,QLL,QMA4,QMA8,QME4,QMX2,QWA4,QXC9,QXS2,QXU,QX2,QX26,QX4 QX7,RHC,RHQ4,RX4,SAJ4,SG24,SHQ4,SJD2,SMA7,SMW2,SM12,SM14,SSX2,SSX4,SWX2 SWX4,SXS4,SX4,SX7,TX2,TX26,TX4,UXU,VED6,VEX,VEX7,VMS4,VXU,VX4,VX7,WDA6 WD12,WKD6,WKT2,WKT4,WKT6,WME2 |
| 27 | 90605-230-000 | CIRCLIP, 5MM | 1 | ----- | ----- | QB26 |
| 28 | 93500-03006-1H | SCREW, PAN, 3X6 | 2 | ----- | ----- | HHQ4,HTF2,HT2,HXU,HX2,HX26,HX4,LAJ4,LHQ4, LSD2,LSJ4,LXU,LX2,LX4, PX2,QA2 QB26,QHQ4,QH26,QJG2,QLL,QMA4,QMA8,QME4,QMX2,QWA4,QXC9,QXS2,QXU,QX2,QX26 QX4,QX7,RD4,RHC,RHQ4,RX4,SAJ4,SD16,SD4,SE,SG24,SHQ4,SJD2,SMA7,SMW2,SM12 SM14,SSX2,SSX4,SWX2,SWX4,SXS4,SX4,SX7,TX2,TX26,TX4,UXU,VED6,VEX,VEX7,VMS4 VXU,VX4,VX7,WDA6,WD12,WKD6,WKT2,WKT4,WKT6,WMA3,WME2,WME4 |
| 29 | 93500-04008-0A | SCREW, PAN, 4X8 | 1 | ----- | ----- | QB26 |
| 30 | 93500-05008-0A | SCREW, PAN, 5X8 | 1 | ----- | ----- | QB26 |
| 31 | 94305-20122 | PIN, SPRING, 2X12 | 1 | ----- | ----- | HHQ4,HTF2,HT2,HXU,HX2,HX26,HX4,LAJ4,LHQ4, LSD2,LSJ4,LXU,LX2,LX4, PX2,QA2 QB26,QHQ4,QH26,QJG2,QLL,QMA4,QMA8,QME4,QMX2,QWA4,QXC9,QXS2,QXU,QX2,QX26 QX4,QX7,RD4,RHC,RHQ4,RX4,SAJ4,SD16,SD4,SE,SG24,SHQ4,SJD2,SMA7,SMW2,SM12 SM14,SSX2,SSX4,SWX2,SWX4,SXS4,SX4,SX7,TX2,TX26,TX4,UXU,VED6,VEX,VEX7,VMS4 VXU,VX4,VX7,WDA6,WD12,WKD6,WKT2,WKT4,WKT6,WMA3,WME2,WME4 |
| 32 | 99101-ZH8-0550 | JET, MAIN, #55 | (1) | ----- | ----- | HHQ4,HTF2,HT2,HXU,HX2,HX26,HX4,LAJ4,LHQ4, LSD2,LXU,LX2,LX4, PX2, QB26, QHQ4 QH26,QJG2,QLL,QMA4,QMA8,QMX2,QWA4,QXS2,QXU,QX2,QX26,QX4,QX7,RHC,RHQ4,RX4 SAJ4,SE,SG24,SHQ4,SJD2,SMA7,SMW2,SM12,SM14,SSX2,SSX4,SWX2,SWX4,SXS4,SX4 SX7,TX2,TX26,TX4,UXU,VEX,VEX7,VMS4,VXU,VX4,VX7,WDA6 |
| | 99101-ZH8-0580 | JET, MAIN, #58 | (1) | ----- | ----- | HHQ4,HTF2,HT2,HXU,HX2,HX26,HX4,LAJ4,LHQ4, LSD2,LSJ4,LXU,LX2,LX4, PX2,QA2 QB26,QHQ4,QH26,QJG2,QLL,QMA4,QMA8,QME4,QMX2,QWA4,QXC9,QXS2,QXU,QX2,QX26 QX4,QX7,RD4,RHC,RHQ4,RX4,SAJ4,SD16,SD4,SE,SG24,SHQ4,SJD2,SMA7,SMW2,SM12 SM14,SSX2,SSX4,SWX2,SWX4,SXS4,SX4,SX7,TX2,TX26,TX4,UXU,VED6,VEX,VEX7,VMS4 VXU,VX4,VX7,WDA6,WD12,WKD6,WKT2,WKT4,WKT6,WMA3,WME2,WME4 |
| | 99101-ZH8-0600 | JET, MAIN, #60 | 1 | ----- | ----- | HHQ4,HTF2,HT2,HXU,HX2,HX26,HX4,LAJ4,LHQ4, LSD2,LXU,LX2,LX4, PX2, QB26, QHQ4 QH26,QJG2,QLL,QMA4,QMA8,QMX2,QWA4,QXS2,QXU,QX2,QX26,QX4,QX7,RHC,RHQ4,RX4 SAJ4,SE,SG24,SHQ4,SJD2,SMA7,SMW2,SM12,SM14,SSX2,SSX4,SWX2,SWX4,SXS4,SX4 SX7,TX2,TX26,TX4,UXU,VEX,VEX7,VMS4,VXU,VX4,VX7,WDA6 |
| | 99101-ZH8-0620 | JET, MAIN, #62 | (1) | ----- | ----- | LSJ4,QA2,QME4,QXC9,RD4,SD16,SD4,VED6,WD12,WKD6,WKT2,WKT4,WKT6,WMA3,WME2 WME4 |
| | 99101-ZH8-0620 | JET, MAIN, #62 | 1 | ----- | ----- | LSJ4,QA2,QME4,QXC9,RD4,SD16,SD4,VED6,WD12,WKD6,WKT2,WKT4,WKT6,WMA3,WME2 WME4 |
| 33 | 99204-ZE0-0350 | JET SET, PILOT, #35 | 1 | ----- | ----- | HHQ4,HTF2,HT2,HXU,HX2,HX26,HX4,LAJ4,LHQ4, LSD2,LSJ4,LXU,LX2,LX4, PX2,QA2 QB26,QHQ4,QH26,QJG2,QLL,QMA4,QMA8,QME4,QMX2,QWA4,QXS2,QXU,QX2,QX26,QX4 QX7,RD4,RHC,RHQ4,RX4,SAJ4,SD16,SD4,SE,SG24,SHQ4,SJD2,SMA7,SMW2,SM12,SM14 SSX2,SSX4,SWX2,SWX4,SXS4,SX4,SX7,TX2,TX26,TX4,UXU,VED6,VEX,VEX7,VMS4,VXU VX4,VX7,WDA6,WD12,WKD6,WKT2,WKT4,WKT6,WMA3,WME2,WME4 |
| | 99204-ZE2-0380 | JET SET, PILOT, #38 | 1 | ----- | ----- | QXC9 |



E-14-1

CARBURETOR(2)

E 6



Z4F0-E1401



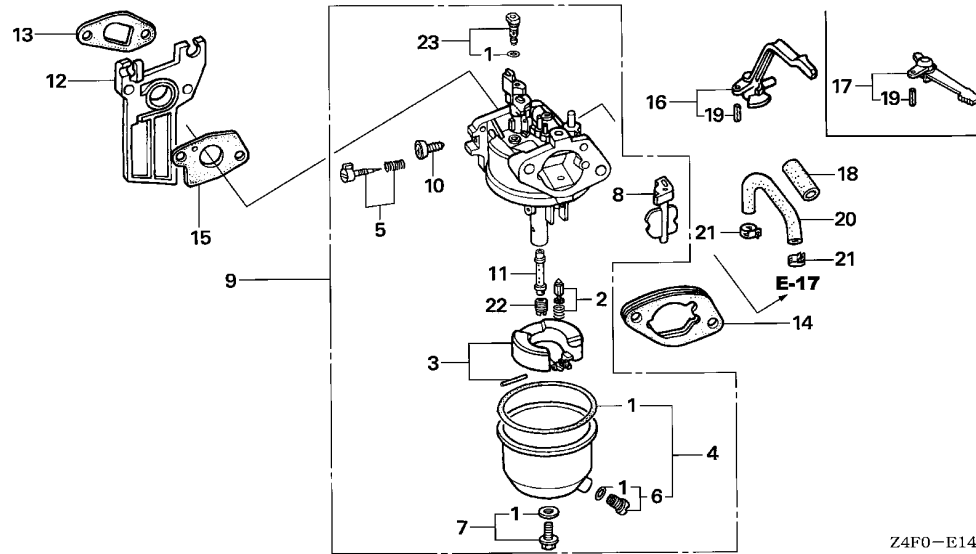
| Ref. No. | L.O.N. | (Relative ref. Number) Description | F.R.T. |
|----------|--------|---|--------|
| 1 | 3111B1 | GASKET SET, CARBURETOR (3) | 0.4 |
| 2 | 3111E1 | VALVE SET, FLOAT AND/OR FLOAT SET | 0.3 |
| 4 | 3111A3 | CHAMBER SET, FLOAT AND/OR GASKET, FLOAT CHAMBER | 0.2 |
| 5 | 3111D7 | SCREW SET, PILOT | 0.2 |
| 9 | 3111F3 | CARBURETOR (13) | 0.2 |
| 12 | 3111C0 | INSULATOR, CARBURETOR AND/OR PACKING, INSULATOR | 0.2 |
| 14 | 3111D9 | SPACER, CARBURETOR | 0.2 |
| 15 | 3111C8 | PACKING, CARBURETOR (17) | 0.2 |
| 16 | 8101F9 | LEVER, CARBURETOR CHOKE | 0.2 |
| 22 | 3111C3 | JET, MAIN | 0.3 |

| Ref. No. | Part No. | Description | Reqd. QTY | Serial No. | Parts catalogue code |
|----------|-------------------|----------------------------|-----------------|------------|--|
| | | | GX 120 U1 | | |
| 1 | 16010-ZB1-015 | GASKET SET | 1 | ----- | AR,DKR,KRA4,KRF4,KRS4,KRS5,KRS6,KRT4,VPM4,VPR4 |
| 2 | 16011-ZE0-005 | VALVE SET, FLOAT | 1 | ----- | AR,DKR,KRA4,KRF4,KRS4,KRS5,KRS6,KRT4,VPM4,VPR4 |
| 3 | 16013-ZE0-005 | FLOAT SET | 1 | ----- | AR,DKR,KRA4,KRF4,KRS4,KRS5,KRS6,KRT4,VPM4,VPR4 |
| 4 | 16015-ZE0-831 | CHAMBER SET, FLOAT | 1 | ----- | VPM4,VPR4 |
| | 16015-ZE1-811 | ----- | 1 | ----- | AR,DKR,KRA4,KRF4,KRS4,KRS5,KRS6,KRT4 |
| 5 | 16016-ZH7-W01 | SCREW SET, PILOT | 1 | ----- | AR,DKR,KRA4,KRF4,KRS4,KRS5,KRS6,KRT4,VPM4,VPR4 |
| 6 | 16024-ZE1-811 | SCREW SET, DRAIN | 1 | ----- | AR,DKR,KRA4,KRF4,KRS4,KRS5,KRS6,KRT4,VPM4,VPR4 |
| 7 | 16028-ZE0-005 | SCREW SET | 1 | ----- | AR,DKR,KRA4,KRF4,KRS4,KRS5,KRS6,KRT4,VPM4,VPR4 |
| 8 | 16044-ZE0-005 | CHOKE SET | 1 | ----- | AR,DKR,KRA4,KRF4,KRS4,KRS5,KRS6,KRT4,VPM4,VPR4 |
| 9 | 16100-ZK7-S61 | CARBURETOR ASSY. (BE62E A) | 1 | ----- | VPM4,VPR4 |
| | 16100-ZK7-U31 | CARBURETOR ASSY. (BE62C A) | 1 | ----- | AR,DKR,KRA4,KRF4,KRS4,KRS5,KRS6,KRT4 |
| 10 | 16124-ZE0-005 | SCREW, THROTTLE STOP | 1 | ----- | AR,DKR,KRA4,KRF4,KRS4,KRS5,KRS6,KRT4,VPM4,VPR4 |
| 11 | 16166-ZH7-A50 | NOZZLE, MAIN | 1 | ----- | AR,DKR,KRA4,KRF4,KRS4,KRS5,KRS6,KRT4 |
| | 16166-ZH7-W50 | ----- | 1 | ----- | VPM4,VPR4 |
| 12 | 16211-ZE0-000 | INSULATOR, CARBURETOR | 1 | ----- | AR,DKR,KRA4,KRF4,KRS4,KRS5,KRS6,KRT4,VPM4,VPR4 |
| 13 | 16212-ZH7-800 | PACKING, INSULATOR | 1 | ----- | AR,DKR,KRA4,KRF4,KRS4,KRS5,KRS6,KRT4,VPM4,VPR4 |
| 14 | 16220-ZE1-020 | SPACER COMP., CARBURETOR | 1 | ----- | AR,DKR,KRA4,KRF4,KRS4,KRS5,KRS6,KRT4 |
| 15 | 16221-ZH8-801 | PACKING, CARBURETOR | 1 | ----- | AR,DKR,KRA4,KRF4,KRS4,KRS5,KRS6,KRT4,VPM4,VPR4 |
| 16 | 16610-ZB2-000 | LEVER COMP., CHOKE | 1 | ----- | VPM4,VPR4 |
| 17 | 16610-ZE1-000 | LEVER COMP., CHOKE (STD.) | 1 | ----- | AR,DKR,KRA4,KRF4,KRS4,KRS5,KRS6,KRT4 |
| 18 | 16854-ZH8-000 | RUBBER, SUPPORTER (107MM) | 1 | ----- | AR,DKR,KRA4,KRF4,KRT4 |
| 19 | 94305-20122 | PIN, SPRING, 2X12 | 1 | ----- | AR,DKR,KRA4,KRF4,KRS4,KRS5,KRS6,KRT4,VPM4,VPR4 |
| 20 | 95001-45400-60 | TUBE, FUEL, 4.5X400 | 1 | ----- | AR,DKR,KRA4,KRF4,KRT4 |
| | (95001-45001-60M) | ----- | 1 | ----- | AR,DKR,KRA4,KRF4,KRT4 |
| 21 | 95002-40800-08 | CLAMP, TUBE (D8) | 2 | ----- | AR,DKR,KRA4,KRF4,KRT4 |

E-14-1

CARBURETOR(2)

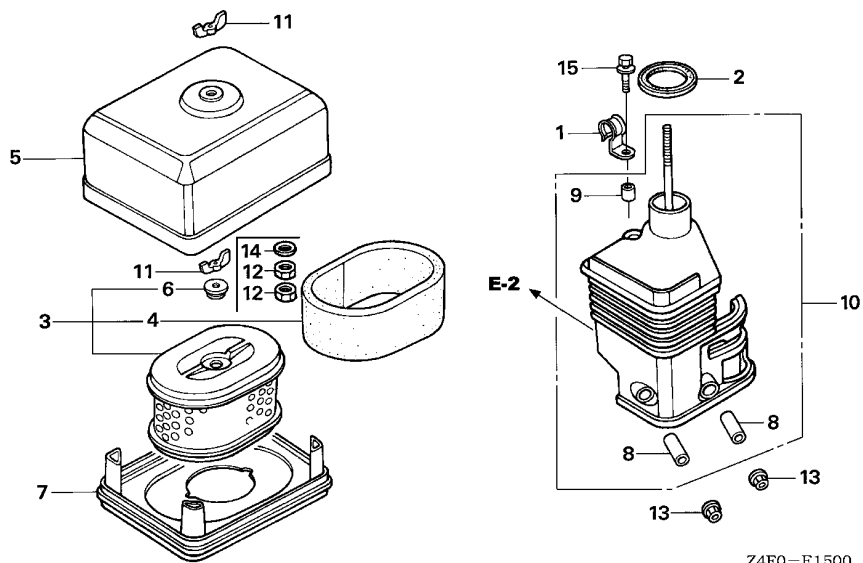
E 7



Z4F0-E1401

| Ref. No. | Part No. | Description | Reqd. QTY | | Serial No. | Parts catalogue code |
|----------|----------------|---------------------|-----------|----|------------|--|
| | | | GX | U1 | | |
| 22 | 99101-ZH8-0580 | JET, MAIN, #58 | (1) | | ----- | AR,DKR,KRA4,KRF4,KRS4,KRS5,KRS6,KRT4,VPM4,VPR4 |
| | 99101-ZH8-0600 | JET, MAIN, #60 | (1) | | ----- | AR,DKR,KRA4,KRF4,KRS4,KRS5,KRS6,KRT4,VPM4,VPR4 |
| | 99101-ZH8-0620 | JET, MAIN, #62 | 1 | | ----- | AR,DKR,KRA4,KRF4,KRS4,KRS5,KRS6,KRT4,VPM4,VPR4 |
| 23 | 99204-ZE0-0350 | JET SET, PILOT, #35 | 1 | | ----- | AR,DKR,KRA4,KRF4,KRS4,KRS5,KRS6,KRT4,VPM4,VPR4 |

2



| Ref. No. | L.O.N. | (Relative ref. Number) Description | F.R.T. |
|----------|--------|------------------------------------|--------|
| 3 | 3121B8 | ELEMENT, AIR CLEANER | 0.1 |
| 4 | 3121C1 | FILTER, OUTER | 0.1 |
| 7 | 3121D6 | NOSE, SILENCER | 0.1 |
| 10 | 3121B4 | ELBOW, AIR CLEANER | 0.1 |

| Ref. No. | Part No. | Description | Reqd. QTY | Serial No. | Parts catalogue code |
|----------|---------------|-----------------------------------|-----------------|------------|---|
| | | | GX 120 U1 | | |
| 1 | 16106-KW7-900 | CLIP B, TUBE | 1 | ----- | KRF4,KRS4,KRS5 |
| 2 | 16271-ZE1-000 | PACKING, ELBOW | 1 | ----- | HHQ4,HTF2,HT2,HXU,HX2,HX26,HX4,KRF4,KRS4,KRS5,LAJ4,LHQ4,LSD2,LXU,LX2,LX4,PX2,QHQ4,QH26,QJG2,QLL,QMA4,QMA8,QMX2,QWA4,QXS2,QXU,QX2,QX26,QX4,QX7,RHC,RHQ4,RX4,SAJ4,SE,SG24,SHQ4,SJD2,SMA7,SMW2,SM12,SM14,SSX2,SSX4,SWX2,SWX4,SXS4, SX4, SX7, TX2, TX26, TX4, UXU, VEX, VEX7, VMS4, VXU, VX4, VX7, WDA6 |
| 3 | 17210-ZE0-822 | ELEMENT, AIR CLEANER (DUAL) | 1 | ----- | HHQ4,HTF2,HT2,HXU,HX2,HX26,HX4,LAJ4,LHQ4,LSD2,LXU,LX2,LX4,PX2,QHQ4,QH26,QJG2,QLL,QMA4,QMA8,QMX2,QWA4,QXS2,QXU,QX2,QX26,QX4,QX7,RHC,RHQ4,RX4,SAJ4,SE,SG24,SHQ4,SJD2,SMA7,SMW2,SM12,SM14,SSX2,SSX4,SWX2,SWX4,SXS4, SX4, SX7, TX2, TX26, TX4, UXU, VEX, VEX7, VMS4, VXU, VX4, VX7, WDA6 |
| | 17210-ZE1-822 | | 1 | ----- | KRF4,KRS4,KRS5 |
| 4 | 17218-ZE0-821 | FILTER, OUTER | 1 | ----- | HHQ4,HTF2,HT2,HXU,HX2,HX26,HX4,LAJ4,LHQ4,LSD2,LXU,LX2,LX4,PX2,QHQ4,QH26,QJG2,QLL,QMA4,QMA8,QMX2,QWA4,QXS2,QXU,QX2,QX26,QX4,QX7,RHC,RHQ4,RX4,SAJ4,SE,SG24,SHQ4,SJD2,SMA7,SMW2,SM12,SM14,SSX2,SSX4,SWX2,SWX4,SXS4, SX4, SX7, TX2, TX26, TX4, UXU, VEX, VEX7, VMS4, VXU, VX4, VX7, WDA6 |
| | 17218-ZE1-821 | | 1 | ----- | KRF4,KRS4,KRS5 |
| 5 | 17230-ZE0-820 | COVER, AIR CLEANER (DUAL) | 1 | ----- | HHQ4,HTF2,HT2,HXU,HX2,HX26,HX4,LAJ4,LHQ4,LSD2,LXU,LX2,LX4,PX2,QB26,QHQ4,QH26,QJG2,QLL,QMA4,QMA8,QMX2,QWA4,QXS2,QXU,QX2,QX26,QX4,QX7,RHC,RHQ4,RX4,SAJ4,SE,SG24,SHQ4,SJD2,SMA7,SMW2,SM12,SM14,SSX2,SSX4,SWX2,SWX4,SXS4, SX4, SX7, TX2, TX26, TX4, UXU, VEX, VEX7, VMS4, VXU, VX4, VX7, WDA6 |
| | 17230-ZE1-820 | | 1 | ----- | KRF4,KRS4,KRS5 |
| 6 | 17232-891-000 | GROMMET, AIR CLEANER | 1 | ----- | HHQ4,HTF2,HT2,HXU,HX2,HX26,HX4,KRF4,KRS4,KRS5,LAJ4,LHQ4,LSD2,LXU,LX2,LX4,PX2,QHQ4,QH26,QJG2,QLL,QMA4,QMA8,QMX2,QWA4,QXS2,QXU,QX2,QX26,QX4,QX7,RHC,RHQ4,RX4,SAJ4,SE,SG24,SHQ4,SJD2,SMA7,SMW2,SM12,SM14,SSX2,SSX4,SWX2,SWX4,SXS4, SX4, SX7, TX2, TX26, TX4, UXU, VEX, VEX7, VMS4, VXU, VX4, VX7, WDA6 |
| 7 | 17235-ZE1-831 | NOSE, SILENCER | 1 | ----- | KRS4,KRS5,QLL,QMA8,QMX2,QWA4,QX7,SE,SG24,SJD2,SMA7,SM12,SM14,SSX2,SSX4, SX7, VEX7, VMS4, VX7 |

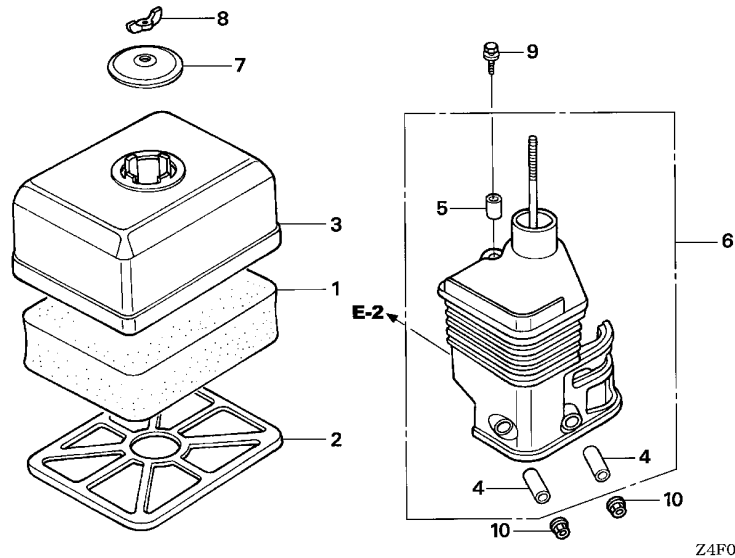
| Ref. No. | Part No. | Description | Reqd. QTY | | Serial No. | Parts catalogue code |
|----------|----------------|--------------------------------|-----------|-------|------------|---|
| | | | GX | U1 | | |
| 8 | 17238-ZE0-010 | COLLAR, AIR CLEANER | 2 | ----- | ----- | HHQ4,HTF2,HT2,HXU,HX2,HX26,HX4,LAJ4,LHQ4, LSD2,LXU,LX2,LX4,PX2,QB26,QHQ4,QH26,QJG2,QLL,QMA4,QMA8,QMX2,QWA4,QXS2,QXU,QX2,QX26,QX4,QX7,RHC,RHQ4,RX4,SAJ4,SE,SG24,SHQ4,SJD2,SMA7,SMW2,SM12,SM14,SSX2,SSX4,SWX2,SWX4,SXS4,SX4,SX7, TX2, TX26, TX4, UXU, VEX, VEX7, VMS4, VXU, VX4, VX7, WDA6 |
| | 17238-ZE7-010 | | 2 | ----- | ----- | KRF4,KRS4,KRS5 |
| 9 | 17239-ZE1-000 | COLLAR B, AIR CLEANER | 1 | ----- | ----- | HHQ4,HTF2,HT2,HXU,HX2,HX26,HX4,KRF4,KRS4,KRS5,LAJ4,LHQ4, LSD2,LXU,LX2,LX4,PX2,QB26,QHQ4,QH26,QJG2,QLL,QMA4,QMA8,QMX2,QWA4,QXS2,QXU,QX2,QX26,QX4,QX7,RHC,RHQ4,RX4,SAJ4,SE,SG24,SHQ4,SJD2,SMA7,SMW2,SM12,SM14,SSX2,SSX4,SWX2,SWX4,SXS4,SX4,SX7, TX2, TX26, TX4, UXU, VEX, VEX7, VMS4, VXU, VX4, VX7, WDA6 |
| 10 | 17410-ZE0-030 | ELBOW COMP., AIR CLEANER | 1 | ----- | ----- | HHQ4,HTF2,HT2,HXU,HX2,HX26,HX4,LAJ4,LHQ4, LSD2,LXU,LX2,LX4,PX2,QB26,QHQ4,QH26,QJG2,QLL,QMA4,QMA8,QMX2,QWA4,QXS2,QXU,QX2,QX26,QX4,QX7,RHC,RHQ4,RX4,SAJ4,SE,SG24,SHQ4,SJD2,SMA7,SMW2,SM12,SM14,SSX2,SSX4,SWX2,SWX4,SXS4,SX4,SX7, TX2, TX26, TX4, UXU, VEX, VEX7, VMS4, VXU, VX4, VX7, WDA6 |
| | 17410-ZE1-020 | | 1 | ----- | ----- | KRF4,KRS4,KRS5 |
| 11 | 90325-044-000 | NUT, TOOL BOX SETTING | 1 | ----- | ----- | QB26 |
| | | | 2 | ----- | ----- | HHQ4,HTF2,HT2,HXU,HX2,HX26,HX4,KRF4,KRS4,KRS5,LAJ4,LHQ4, LSD2,LXU,LX2,LX4,PX2,QHQ4,QH26,QJG2,QLL,QMA4,QMA8,QMX2,QWA4,QXS2,QXU,QX2,QX26,QX4,QX7,RHC,RHQ4,RX4,SAJ4,SE,SG24,SHQ4,SJD2,SMA7,SMW2,SM12,SM14,SSX2,SSX4,SWX2,SWX4,SXS4,SX4,SX7, TX2, TX26, TX4, UXU, VEX, VEX7, VMS4, VXU, VX4, VX7, WDA6 |
| 12 | 94001-06000-0S | NUT, HEX., 6MM | 2 | ----- | ----- | QB26 |
| 13 | 94050-06000 | NUT, FLANGE, 6MM | 2 | ----- | ----- | HHQ4,HTF2,HT2,HXU,HX2,HX26,HX4,KRF4,KRS4,KRS5,LAJ4,LHQ4, LSD2,LXU,LX2,LX4,PX2,QB26,QHQ4,QH26,QJG2,QLL,QMA4,QMA8,QMX2,QWA4,QXS2,QXU,QX2,QX26,QX4,QX7,RHC,RHQ4,RX4,SAJ4,SE,SG24,SHQ4,SJD2,SMA7,SMW2,SM12,SM14,SSX2,SSX4,SWX2,SWX4,SXS4,SX4,SX7, TX2, TX26, TX4, UXU, VEX, VEX7, VMS4, VXU, VX4, VX7, WDA6 |
| 14 | 94101-06800 | WASHER, PLAIN, 6MM | 1 | ----- | ----- | QB26 |
| 15 | 95701-06020-00 | BOLT, FLANGE, 6X20 | 1 | ----- | ----- | HHQ4,HTF2,HT2,HXU,HX2,HX26,HX4,KRF4,KRS4,KRS5,LAJ4,LHQ4, LSD2,LXU,LX2,LX4,PX2,QB26,QHQ4,QH26,QJG2,QLL,QMA4,QMA8,QMX2,QWA4,QXS2,QXU,QX2,QX26,QX4,QX7,RHC,RHQ4,RX4,SAJ4,SE,SG24,SHQ4,SJD2,SMA7,SMW2,SM12,SM14,SSX2,SSX4,SWX2,SWX4,SXS4,SX4,SX7, TX2, TX26, TX4, UXU, VEX, VEX7, VMS4, VXU, VX4, VX7, WDA6 |



E-15-1

AIR CLEANER(2)

E10



| Ref. No. | L.O.N. | (Relative ref. Number) Description | F.R.T. |
|----------|--------|------------------------------------|--------|
| 1 | 3121B8 | ELEMENT, AIR CLEANER | 0.1 |
| 6 | 3121B4 | ELBOW, AIR CLEANER | 0.1 |

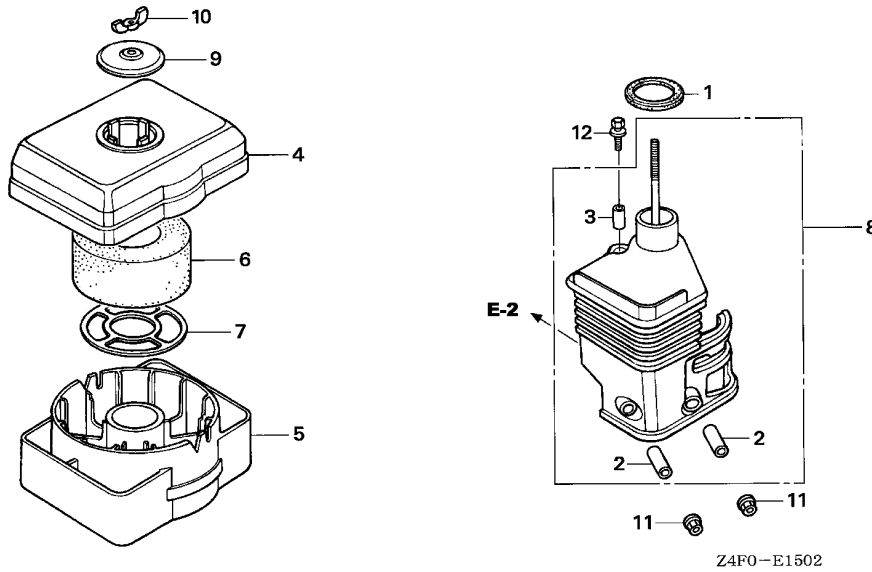
| Ref. No. | Part No. | Description | Reqd. QTY | | Serial No. | Parts catalogue code |
|----------|----------------|---------------------------------|-----------|----|------------|--|
| | | | GX | U1 | | |
| 1 | 17211-ZE1-000 | ELEMENT, AIR CLEANER (SEMI DRY) | 1 | | ----- | LSJ4,RD4,SD16,SD4,VED6,WD12,WKD6,WKT2,WKT4,WKT6,WMA3,WME2,WME4 |
| 2 | 17212-ZE1-000 | GRID, AIR CLEANER (SEMI DRY) | 1 | | ----- | LSJ4,RD4,SD16,SD4,VED6,WD12,WKD6,WKT2,WKT4,WKT6,WMA3,WME2,WME4 |
| 3 | 17231-ZE0-000 | COVER, AIR CLEANER (SEMI DRY) | 1 | | ----- | LSJ4,RD4,SD16,SD4,VED6,WD12,WKD6,WKT2,WKT4,WKT6,WMA3,WME2,WME4 |
| 4 | 17238-ZE0-010 | COLLAR, AIR CLEANER | 2 | | ----- | LSJ4,RD4,SD16,SD4,VED6,WD12,WKD6,WKT2,WKT4,WKT6,WMA3,WME2,WME4 |
| 5 | 17239-ZE1-000 | COLLAR B, AIR CLEANER | 1 | | ----- | LSJ4,RD4,SD16,SD4,VED6,WD12,WKD6,WKT2,WKT4,WKT6,WMA3,WME2,WME4 |
| 6 | 17410-ZE0-030 | ELBOW COMP., AIR CLEANER | 1 | | ----- | LSJ4,RD4,SD16,SD4,VED6,WD12,WKD6,WKT2,WKT4,WKT6,WMA3,WME2,WME4 |
| 7 | 17421-ZE1-000 | CAP, CLEANER | 1 | | ----- | LSJ4,RD4,SD16,SD4,VED6,WD12,WKD6,WKT2,WKT4,WKT6,WMA3,WME2,WME4 |
| 8 | 90325-044-000 | NUT, TOOL BOX SETTING | 1 | | ----- | LSJ4,RD4,SD16,SD4,VED6,WD12,WKD6,WKT2,WKT4,WKT6,WMA3,WME2,WME4 |
| 9 | 95701-06020-00 | BOLT, FLANGE, 6X20 | 1 | | ----- | LSJ4,RD4,SD16,SD4,VED6,WD12,WKD6,WKT2,WKT4,WKT6,WMA3,WME2,WME4 |
| 10 | 94050-06000 | NUT, FLANGE, 6MM | 2 | | ----- | LSJ4,RD4,SD16,SD4,VED6,WD12,WKD6,WKT2,WKT4,WKT6,WMA3,WME2,WME4 |

2

E-15-2

AIR CLEANER(3)

E11



| Ref. No. | L.O.N. | (Relative ref. Number) Description | F.R.T. |
|----------|--------|------------------------------------|--------|
| 5 | 3121E5 | PAN, AIR CLEANER OIL | 0.1 |
| 6 | 3121B8 | ELEMENT, AIR CLEANER | 0.1 |
| 8 | 3121B4 | ELBOW, AIR CLEANER | 0.1 |

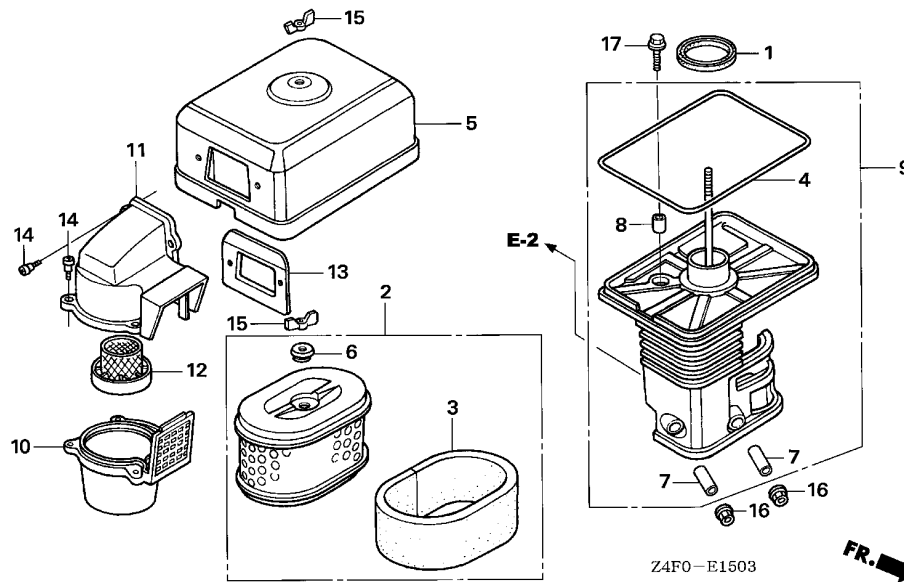
| Ref. No. | Part No. | Description | Reqd. QTY | | Serial No. | Parts catalogue code |
|----------|----------------|-----------------------------------|-----------|-------|------------|----------------------|
| | | | GX | U1 | | |
| 1 | 16271-ZE1-000 | PACKING, ELBOW | 1 | ----- | QA2,QME4 | |
| 2 | 17238-ZE0-010 | COLLAR, AIR CLEANER | 2 | ----- | QA2,QME4 | |
| 3 | 17239-ZE1-000 | COLLAR B, AIR CLEANER | 1 | ----- | QA2,QME4 | |
| 4 | 17401-ZE1-810 | BODY, CLEANER (OIL BATH) | 1 | ----- | QA2,QME4 | |
| 5 | 17402-ZE1-810 | PAN, CLEANER OIL (OIL BATH) | 1 | ----- | QA2,QME4 | |
| 6 | 17403-ZE1-810 | ELEMENT, AIR CLEANER (OIL BATH) | 1 | ----- | QA2,QME4 | |
| 7 | 17404-841-000 | GRID, AIR CLEANER | 1 | ----- | QA2,QME4 | |
| 8 | 17410-ZE0-811 | ELBOW COMP., AIR CLEANER | 1 | ----- | QA2,QME4 | |
| 9 | 17421-ZE1-000 | CAP, CLEANER | 1 | ----- | QA2,QME4 | |
| 10 | 90325-044-000 | NUT, TOOL BOX SETTING | 1 | ----- | QA2,QME4 | |
| 11 | 94050-06000 | NUT, FLANGE, 6MM | 2 | ----- | QA2,QME4 | |
| 12 | 95701-06020-00 | BOLT, FLANGE, 6X20 | 1 | ----- | QA2,QME4 | |

2

E-15-3

AIR CLEANER(4)

E12



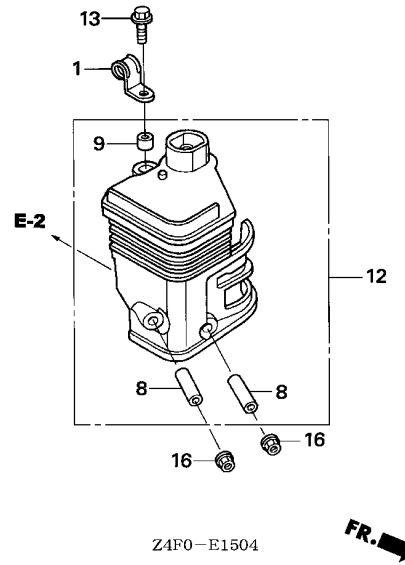
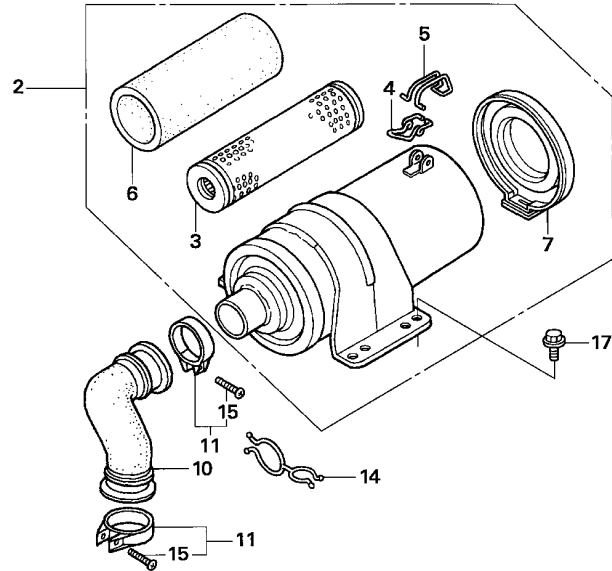
| Ref. No. | L.O.N. | (Relative ref. Number) Description | F.R.T. |
|----------|--------|------------------------------------|--------|
| 2 | 3121B8 | ELEMENT, AIR CLEANER | 0.1 |
| 9 | 3121B4 | ELBOW, AIR CLEANER | 0.1 |
| 10 | 3121A6 | CASE, PRE AIR CLEANER | 0.1 |
| 11 | 3121A4 | CAP, PRE AIR CLEANER | 0.1 |
| 12 | 3121C8 | GUIDE, PRE AIR CLEANER | 0.1 |

| Ref. No. | Part No. | Description | Reqd. QTY | Serial No. | Parts catalogue code |
|----------|----------------|--------------------------------|-----------------|------------|----------------------|
| | | | GX 120 U1 | | |
| 1 | 16271-ZE1-000 | PACKING, ELBOW | 1 | ----- | QXC9 |
| 2 | 17210-ZE1-822 | ELEMENT, AIR CLEANER (DUAL) .. | 1 | ----- | QXC9 |
| 3 | 17218-ZE1-821 | FILTER, OUTER | 1 | ----- | QXC9 |
| 4 | 17219-733-010 | PACKING, AIR CLEANER COVER .. | 1 | ----- | QXC9 |
| 5 | 17230-ZE1-841 | COVER, AIR CLEANER (DUAL) ... | 1 | ----- | QXC9 |
| 6 | 17232-891-000 | GROMMET, AIR CLEANER | 1 | ----- | QXC9 |
| 7 | 17238-ZE0-010 | COLLAR, AIR CLEANER | 2 | ----- | QXC9 |
| 8 | 17239-733-000 | COLLAR B, AIR CLEANER | 1 | ----- | QXC9 |
| 9 | 17410-ZE0-840 | ELBOW COMP., AIR CLEANER | 1 | ----- | QXC9 |
| 10 | 17470-ZE1-842 | CASE, PRE AIR CLEANER | 1 | ----- | QXC9 |
| 11 | 17475-ZE1-841 | CAP, PRE AIR CLEANER | 1 | ----- | QXC9 |
| 12 | 17476-ZE1-841 | GUIDE, PRE AIR CLEANER | 1 | ----- | QXC9 |
| 13 | 17478-ZE1-841 | PLATE, PRE AIR CLEANER | 1 | ----- | QXC9 |
| 14 | 90300-GB0-900 | BOLT, MUDGUARD | 5 | ----- | QXC9 |
| 15 | 90325-044-000 | NUT, TOOL BOX SETTING | 2 | ----- | QXC9 |
| 16 | 94050-06000 | NUT, FLANGE, 6MM | 2 | ----- | QXC9 |
| 17 | 95701-06020-00 | BOLT, FLANGE, 6X20 | 1 | ----- | QXC9 |

E-15-4

AIR CLEANER(5)

E13



| Ref. No. | L.O.N. | (Relative ref. Number) Description | F.R.T. |
|----------|--------|------------------------------------|--------|
| 2 | 3121B0 | CLEANER, AIR | 0.1 |
| 3 | 3121B8 | ELEMENT, AIR CLEANER | 0.1 |
| 10 | 3121K5 | TUBE, AIR CLEANER CONNECTING .. | 0.1 |
| 12 | 3121B4 | ELBOW, AIR CLEANER | 0.1 |

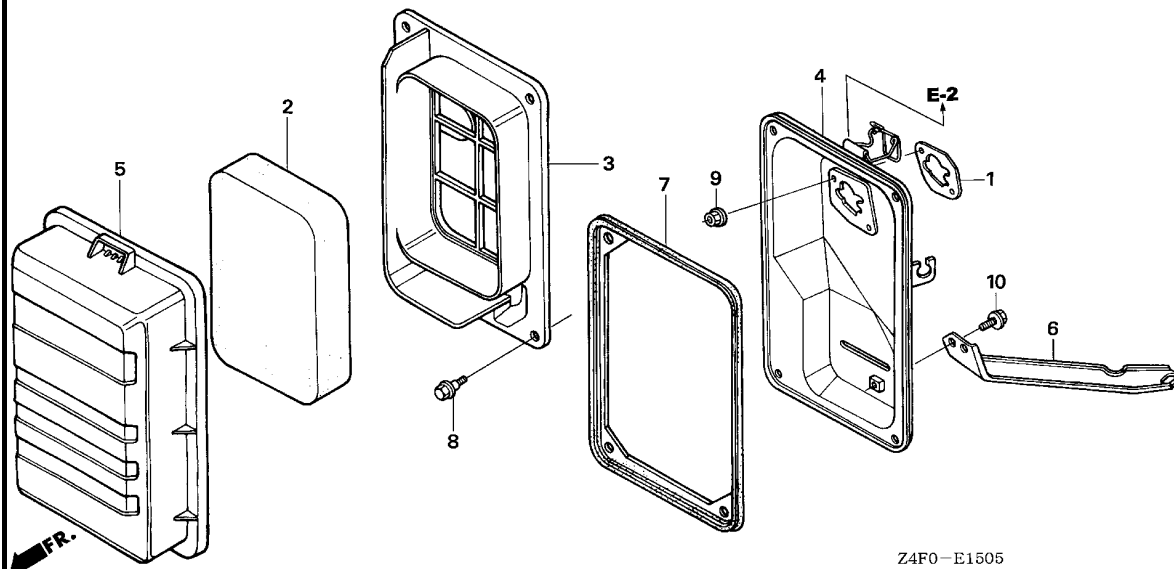
| Ref. No. | Part No. | Description | Reqd. QTY | Serial No. | Parts catalogue code |
|----------|----------------|-----------------------------------|-----------------|------------|-----------------------|
| | | | GX 120 U1 | | |
| 1 | 16106-KW7-900 | CLIP B, TUBE | 1 | ----- | AR,DKR,KRA4,KRS6 |
| 2 | 17200-ZK7-V01 | CLEANER ASSY., AIR | 1 | ----- | AR,DKR,KRA4,KRT4 |
| 3 | 17210-ZK7-V01 | ELEMENT COMP., AIR CLEANER .. | 1 | ----- | AR,DKR,KRA4,KRT4 |
| 4 | 17216-PM4-300 | CLIP A, WIRE | 1 | ----- | AR,DKR,KRA4,KRT4 |
| 5 | 17217-PM4-300 | CLIP B, WIRE | 1 | ----- | AR,DKR,KRA4,KRT4 |
| 6 | 17218-ZK7-V01 | FILTER, OUTER | 1 | ----- | AR,DKR,KRA4,KRT4 |
| 7 | 17230-ZK7-V01 | COVER COMP., AIR CLEANER | 1 | ----- | AR,DKR,KRA4,KRT4 |
| 8 | 17238-ZE7-010 | COLLAR, AIR CLEANER | 2 | ----- | AR,DKR,KRA4,KRS6,KRT4 |
| 9 | 17239-ZE1-000 | COLLAR B, AIR CLEANER | 1 | ----- | AR,DKR,KRA4,KRS6,KRT4 |
| 10 | 17251-ZE0-S10 | TUBE, AIR CLEANER CONNECTING | 1 | ----- | AR,DKR,KRA4,KRT4 |
| 11 | 17255-758-000 | BAND, AIR CLEANER CONNECTING TUBE | 2 | ----- | AR,DKR,KRA4,KRT4 |
| 12 | 17410-ZE1-P30 | ELBOW COMP., AIR CLEANER | 1 | ----- | AR,DKR,KRA4,KRS6,KRT4 |
| 13 | 90013-883-000 | BOLT, FLANGE, 6X12(CT200) ... | 1 | ----- | AR,DKR,KRA4,KRS6,KRT4 |
| 14 | 91473-PA1-003 | CLIP, WATER HOSE | 1 | ----- | AR,DKR,KRA4,KRT4 |
| 15 | 93500-04020-0A | SCREW, PAN, 4X20 | 2 | ----- | AR,DKR,KRA4,KRT4 |
| 16 | 94050-06000 | NUT, FLANGE, 6MM | 2 | ----- | AR,DKR,KRA4,KRS6,KRT4 |
| 17 | 95701-06016-00 | BOLT, FLANGE, 6X16 | 2 | ----- | AR,DKR,KRA4,KRT4 |

2

E-15-5

AIR CLEANER(6)

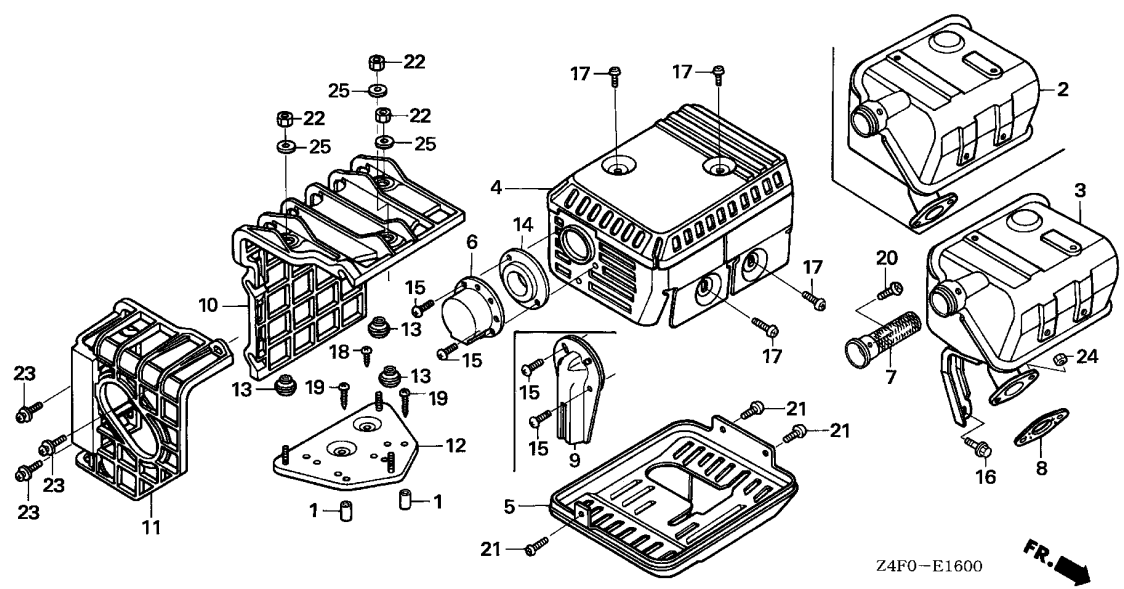
E14



| Ref. No. | L.O.N. | (Relative ref. Number) Description | F.R.T. |
|----------|--------|------------------------------------|--------|
| 2 | 3121B8 | ELEMENT, AIR CLEANER | 0.1 |
| 3 | 3121F0 | SEPARATOR, AIR CLEANER | 0.2 |
| 4 | 3121A5 | CASE, AIR CLEANER | 0.2 |
| 7 | 3121E8 | SEAL, AIR CLEANER CASE | 0.2 |

| Ref. No. | Part No. | Description | Reqd. QTY | | Serial No. | Parts catalogue code |
|----------|----------------|-------------------------------|-----------|----|-----------------|----------------------|
| | | | GX | U1 | | |
| 1 | 16269-ZE1-800 | PACKING, AIR CLEANER | 1 | | ----- VPM4,VPR4 | |
| 2 | 17211-ZB2-000 | ELEMENT, AIR CLEANER | 1 | | ----- VPM4,VPR4 | |
| 3 | 17212-ZB2-000 | SEPARATOR, AIR CLEANER | 1 | | ----- VPM4,VPR4 | |
| 4 | 17220-ZB2-000 | CASE COMP., AIR CLEANER | 1 | | ----- VPM4,VPR4 | |
| 5 | 17231-ZB2-000 | COVER, AIR CLEANER | 1 | | ----- VPM4,VPR4 | |
| 6 | 17239-ZB2-000 | STAY, AIR CLEANER | 1 | | ----- VPM4,VPR4 | |
| 7 | 17252-ZB2-000 | SEAL, AIR CLEANER | 1 | | ----- VPM4,VPR4 | |
| 8 | 90115-459-770 | BOLT, WINKER SETTING | 4 | | ----- VPM4,VPR4 | |
| 9 | 94050-06080 | NUT, FLANGE, 6MM | 2 | | ----- VPM4,VPR4 | |
| 10 | 95701-06010-00 | BOLT, FLANGE, 6X10 | 1 | | ----- VPM4,VPR4 | |

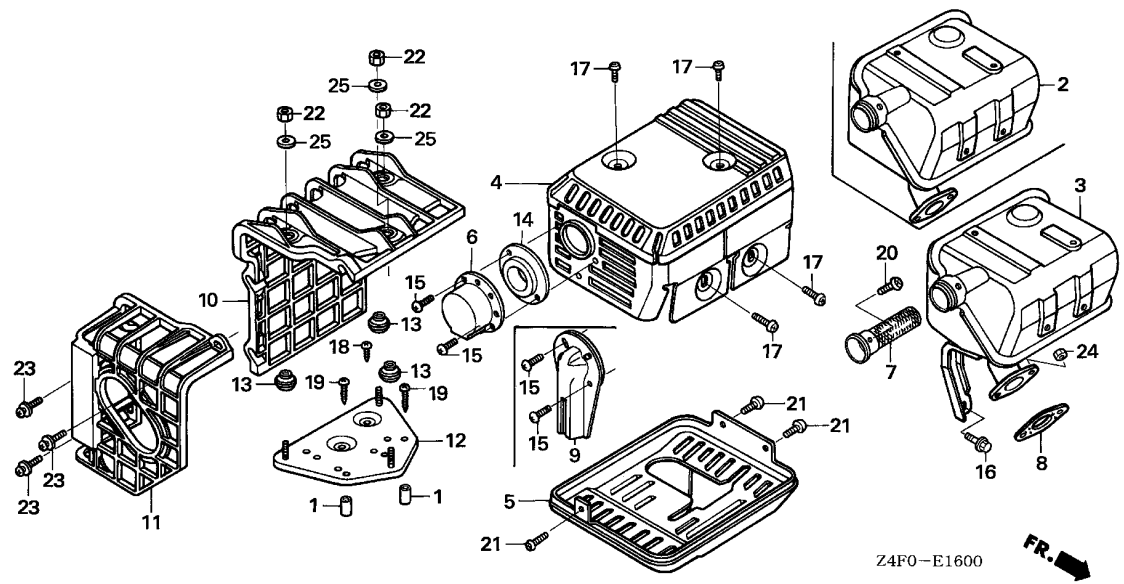
2



| Ref. No. | L.O.N. | (Relative ref. Number) Description | F.R.T. |
|----------|--------|------------------------------------|--------|
| 2 | | (3) | |
| 2 | 3131C5 | MUFFLER, EXHAUST | 0.2 |
| 7 | 3131A1 | ARRESTER, SPARK | 0.2 |
| 8 | 3131B4 | GASKET, EXHAUST MUFFLER | 0.2 |
| 10 | 3131A7 | COVER, EXHAUST MUFFLER | 0.1 |
| 11 | 3131A6 | COVER, EXHAUST MUFFLER :REAR - | 0.1 |
| 12 | 3131A2 | BASE, EXHAUST MUFFLER COVER .. | 0.2 |

| Ref. No. | Part No. | Description | Reqd. QTY | | Serial No. | Parts catalogue code |
|----------|---------------|---|-----------|----|------------|--|
| | | | GX | U1 | | |
| 1 | 17233-896-701 | COLLAR, AIR CLEANER CASE | (2) | | ---- | HHQ4, HX4, LAJ4, LHQ4, LSJ4, LX4, QHQ4, QLL, QMA4, QME4, QX4, QX7, RD4, RHQ4, RX4, SAJ4, SD4, SHQ4, SWX2, SXS4, SX4, SX7, TX4, VEX, VEX7, VX4, VX7, WDA6, WD12, WKT4, WMA3 |
| 2 | 18310-ZF1-000 | MUFFLER COMP. (STD.) | 1 | | ---- | HHQ4, HTF2, HT2, HXU, HX2, HX26, HX4, LAJ4, LHQ4, LSD2, LSJ4, LXU, LX2, LX4, PX2, QHQ4, QH26, QJG2, QLL, QMA4, QME4, QXS2, QXU, QX2, QX26, QX4, RD4, RHQ4, RX4, SAJ4, SD16, SD4, SHQ4, SWX2, SWX4, SX4, TX2, TX26, TX4, UXU, VEX, VXU, VX4, WDA6, WMA3, WME4 |
| | 18310-ZH8-810 | MUFFLER COMP. (ARRESTER) | 1 | | ---- | QA2, QMX2, QX7, SMW2, SXS4, SX7, VED6, VEX7, VX7, WD12, WKD6, WKT2, WKT4, WKT6, WME2 |
| 3 | 18310-ZH7-V90 | MUFFLER COMP. | 1 | | ---- | SM14 |
| | 18310-ZH8-T30 | MUFFLER COMP. (SAKAI-ARRESTER) | 1 | | ---- | SSX2, SSX4 |
| | 18310-ZK8-V50 | MUFFLER COMP. | 1 | | ---- | SM12 |
| 4 | 18320-ZF1-H01 | PROTECTOR, MUFFLER (STD.) (BLACK) | 1 | | ---- | HHQ4, HTF2, HT2, HXU, HX2, HX26, HX4, LAJ4, LHQ4, LSD2, LSJ4, LXU, LX2, LX4, PX2, QA2, QHQ4, QH26, QJG2, QLL, QMA4, QME4, QMX2, QXS2, QXU, QX2, QX26, QX4, QX7, RD4, RHQ4, RX4, SAJ4, SD16, SD4, SHQ4, SMW2, SM12, SM14, SSX2, SSX4, SWX2, SWX4, SXS4, SX4, SX7, TX2, TX26, TX4, UXU, VED6, VEX, VEX7, VXU, VX4, VX7, WDA6, WD12, WKD6, WKT2, WKT4, WKT6, WMA3, WME2, WME4 |
| 5 | 18325-ZE1-010 | PROTECTOR, LOWER | 1 | | ---- | QXS2 |
| 6 | 18340-ZE1-010 | DEFLECTOR COMP. | 1 | | ---- | HTF2, LSD2, QA2, QLL, QMA4, QMX2, SMW2, SM12, SM14, SSX2, SSX4, SXS4, VEX, VEX7 |
| | 18340-ZH7-U20 | | 1 | | ---- | QJG2 |
| 7 | 18355-ZE1-000 | ARRESTER, SPARK | 1 | | ---- | QA2, QMX2, QX7, SMW2, SM12, SSX2, SSX4, SXS4, SX7, VED6, VEX7, VX7, WD12, WKD6, WKT2, WKT4, WKT6, WME2 |
| | | | (1) | | ---- | AR, DKR, HHQ4, HTF2, HT2, HXU, HX2, HX26, HX4, KRA4, KRF4, KRS4, KRS5, KRS6, KRT4, LAJ4, LHQ4, LSD2, LSJ4, LXU, LX2, LX4, PX2, QB26, QHQ4, QH26, QJG2, QLL, QMA4, QME4, QXS2, QXU, QX2, QX26, QX4, RD4, RHC, RHQ4, RX4, SAJ4, SD16, SD4, SHQ4, SM14, SWX2, SWX4, SX4, TX2, TX26, TX4, UXU, VEX, VPM4, VPR4, VXU, VX4, WDA6, WMA3, WME4 |



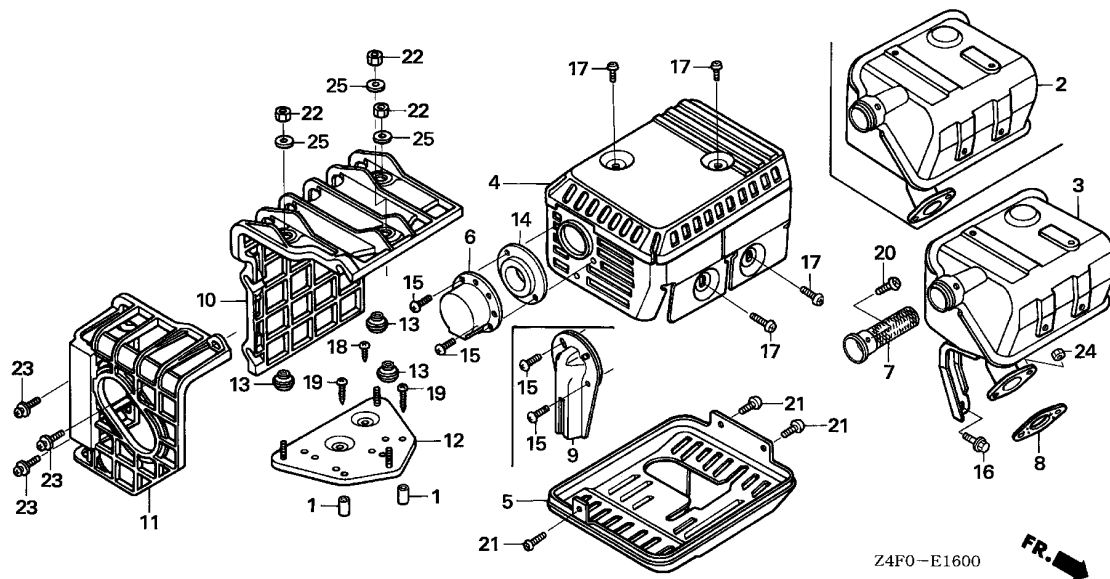


Z4F0-E1600



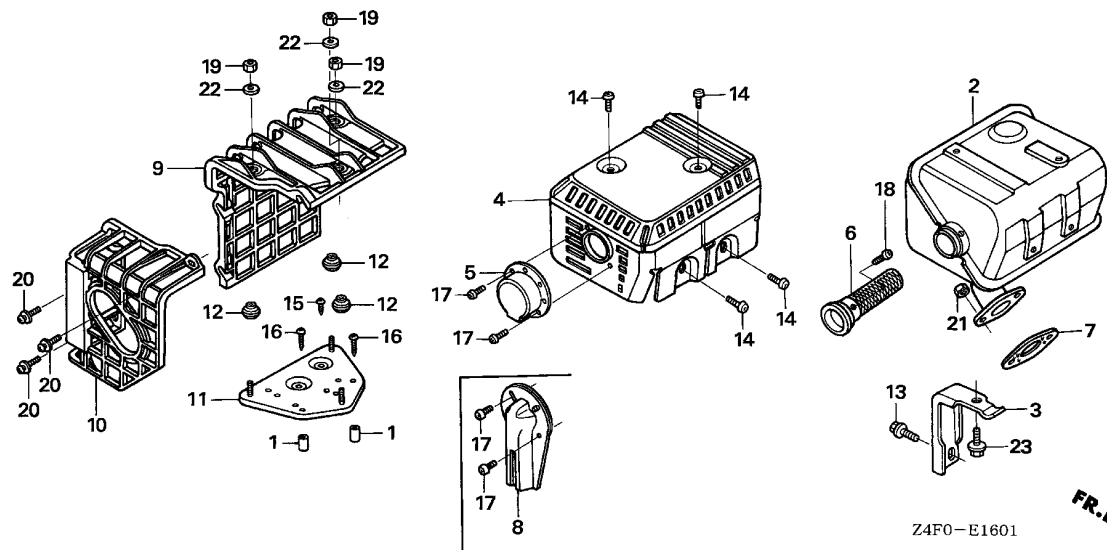
| Ref. No. | Part No. | Description | Reqd. QTY | | Serial No. | Parts catalogue code |
|----------|---------------|---------------------------|-----------|----|------------|--|
| | | | GX | U1 | | |
| 8 | 18381-ZH8-800 | GASKET, MUFFLER | 1 | | | HHQ4,HTF2,HT2,HXU,HX2,HX26,HX4,LAJ4,LHQ4,LSD2,LSJ4,LXU,LX2,LX4,PX2,QA2,QHQ4,QH26,QJG2,QLL,QMA4,QME4,QMX2,QXS2,QXU,QX2,QX26,QX4,QX7,RD4,RHQ4,RX4,SAJ4,SD16,SD4,SHQ4,SMW2,SM12,SM14,SSX2,SSX4,SWX2,SWX4,SXS4, SX4, SX7, TX2, TX26, TX4, UXU, VED6, VEX, VEX7, VXU, VX4, VX7, WDA6, WD12, WKD6, WKT2, WKT4, WKT6, WMA3, WME2, WME4 |
| 9 | 18431-ZH8-W50 | DEFLECTOR, MUFFLER | (1) | | | QB26, RHC, VPM4, VPR4 |
| 10 | 18433-ZH8-W40 | COVER COMP., MUFFLER | (1) | | | QLL, QMA4, SXS4, VEX, VEX7, WDA6, WD12, WMA3, WME4 |
| 11 | 18434-ZH8-W40 | COVER COMP., MUFFLER RR. | (1) | | | HHQ4, HX4, LAJ4, LHQ4, LSJ4, LX4, QHQ4, QLL, QMA4, QME4, QX4, QX7, RD4, RHQ4, RX4, SAJ4, SD4, SHQ4, SWX2, SXS4, SX4, SX7, TX4, VEX, VEX7, VX4, VX7, WDA6, WD12, WKT4, WMA3 |
| 12 | 18436-ZH8-W40 | BASE COMP., MUFFLER COVER | (1) | | | HHQ4, HX4, LAJ4, LHQ4, LSJ4, LX4, QHQ4, QLL, QMA4, QME4, QX4, QX7, RD4, RHQ4, RX4, SAJ4, SD4, SHQ4, SWX2, SXS4, SX4, SX7, TX4, VEX, VEX7, VX4, VX7, WDA6, WD12, WKT4, WMA3 |
| 13 | 18466-ZH8-W40 | SPACER, MUFFLER COVER | (3) | | | HHQ4, HX4, LAJ4, LHQ4, LSJ4, LX4, QHQ4, QLL, QMA4, QME4, QX4, QX7, RD4, RHQ4, RX4, SAJ4, SD4, SHQ4, SWX2, SXS4, SX4, SX7, TX4, VEX, VEX7, VX4, VX7, WDA6, WD12, WKT4, WMA3 |
| 14 | 18522-ZE1-000 | GUIDE, MUFFLER | 1 | | | HTF2, LSD2, QA2, QLL, QMA4, QMX2, SMW2, SM12, SM14, SSX2, SSX4, SXS4, VEX, VEX7 |
| 15 | 90002-ZG0-003 | SCREW, TAPPING, 4X8 | 2 | | | HTF2, LSD2, QA2, QLL, QMA4, QMX2, SMW2, SM12, SM14, SSX2, SSX4, SXS4, VEX, VEX7 |
| | 90055-ZE1-000 | SCREW, TAPPING, 4X6 | 2 | | | QJG2 |
| | | | (2) | | | WDA6, WD12, WMA3 |
| 16 | 90016-ZE1-000 | BOLT, FLANGE, 6X13(CT200) | 1 | | | SM12, SM14 |
| 17 | 90050-ZE1-000 | SCREW, TAPPING, 5X8 | 4 | | | HHQ4, HTF2, HT2, HXU, HX2, HX26, HX4, LAJ4, LHQ4, LSD2, LSJ4, LXU, LX2, LX4, PX2, QA2, QHQ4, QH26, QJG2, QLL, QMA4, QME4, QMX2, QXS2, QXU, QX2, QX26, QX4, QX7, RD4, RHQ4, RX4, SAJ4, SD16, SD4, SHQ4, SMW2, SM12, SM14, SSX2, SSX4, SWX2, SWX4, SXS4, SX4, SX7, TX2, TX26, TX4, UXU, VED6, VEX, VEX7, VXU, VX4, VX7, WDA6, WD12, WKD6, WKT2, WKT4, WKT6, WMA3, WME2, WME4 |
| 18 | 90050-ZE1-000 | SCREW, TAPPING, 5X8 | (1) | | | HHQ4, HX4, LAJ4, LHQ4, LSJ4, LX4, QHQ4, QLL, QMA4, QME4, QX4, QX7, RD4, RHQ4, RX4, SAJ4, SD4, SHQ4, SWX2, SXS4, SX4, SX7, TX4, VEX, VEX7, VX4, VX7, WDA6, WD12, WKT4, WMA3 |

2



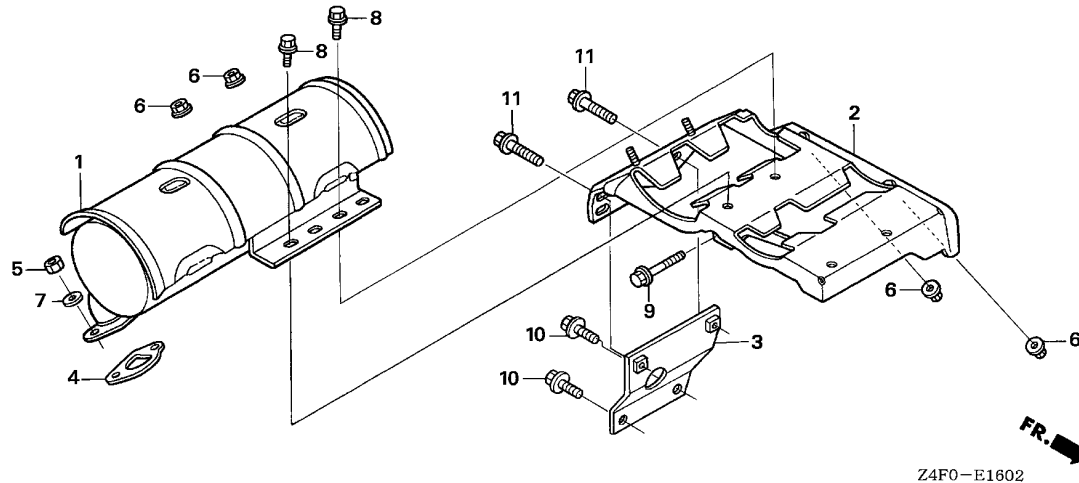
| Ref. No. | Part No. | Description | Reqd. QTY | | Serial No. | Parts catalogue code |
|----------|----------------|----------------------|-----------|----|------------|--|
| | | | GX | U1 | | |
| 19 | 90050-ZH8-W40 | SCREW, TAPPING, 5X25 | (2) | | | HHQ4, HX4, LAJ4, LHQ4, LSJ4, LX4, QHQ4, QLL, QMA4, QME4, QX4, QX7, RD4, RHQ4, RX4, SAJ4, SD4, SHQ4, SWX2, SXS4, SX4, SX7, TX4, VEX, VEX7, VX4, VX7, WDA6, WD12, WKT4, WMA3 |
| 20 | 90055-ZE1-000 | SCREW, TAPPING, 4X6 | 1 | | | QA2, QMX2, QX7, SMW2, SM12, SSSX2, SSSX4, SXS4, SX7, VED6, VEX7, VX7, WD12, WKD6, WKT2, WKT4, WKT6, WME2 |
| 21 | 90055-ZE1-000 | SCREW, TAPPING, 4X6 | 3 | | | AR, DKR, HHQ4, HTF2, HT2, HXU, HX2, HX26, HX4, KRA4, KRF4, KRS4, KRS5, KRS6, KRT4, LAJ4, LHQ4, LSD2, LSJ4, LXU, LX2, LX4, PX2, QB26, QHQ4, QH26, QJG2, QLL, QMA4, QME4, QXS2, QXU, QX2, QX26, QX4, RD4, RHC, RHQ4, RX4, SAJ4, SD16, SD4, SHQ4, SM14, SWX2, SWX4, SX4, TX2, TX26, TX4, UXU, VEX, VPM4, VPR4, VXU, VX4, WDA6, WMA3, WME4 |
| 22 | 90302-KF9-900 | NUT, HEX., 5MM | (3) | | | QXS2 |
| 23 | 93891-06020-07 | SCREW-WASHER, 6X20 | (3) | | | HHQ4, HX4, LAJ4, LHQ4, LSJ4, LX4, QHQ4, QLL, QMA4, QME4, QX4, QX7, RD4, RHQ4, RX4, SAJ4, SD4, SHQ4, SWX2, SXS4, SX4, SX7, TX4, VEX, VEX7, VX4, VX7, WDA6, WD12, WKT4, WMA3 |
| 24 | 94001-08000-0S | NUT, HEX., 8MM | 2 | | | HHQ4, HTF2, HT2, HXU, HX2, HX26, HX4, LAJ4, LHQ4, LSD2, LSJ4, LXU, LX2, LX4, PX2, QA2, QHQ4, QH26, QJG2, QLL, QMA4, QME4, QMX2, QXS2, QXU, QX2, QX26, QX4, QX7, RD4, RHQ4, RX4, SAJ4, SD16, SD4, SHQ4, SMW2, SM12, SM14, SSSX2, SSSX4, SWX2, SWX4, SXS4, SX4, SX7, TX2, TX26, TX4, UXU, VED6, VEX, VEX7, VPM4, VXU, VX4, VX7, WDA6, WD12, WKD6, WKT2, WKT4, WKT6, WMA3, WME2, WME4 |
| 25 | 94103-05700 | WASHER, PLAIN, 5MM | (3) | | | HHQ4, HX4, LAJ4, LHQ4, LSJ4, LX4, QHQ4, QLL, QMA4, QME4, QX4, QX7, RD4, RHQ4, RX4, SAJ4, SD4, SHQ4, SWX2, SXS4, SX4, SX7, TX4, VEX, VEX7, VX4, VX7, WDA6, WD12, WKT4, WMA3 |





| Ref. No. | L.O.N. | (Relative ref. Number) Description | F.R.T. |
|----------|--------|------------------------------------|--------|
| 2 | 3131C5 | MUFFLER, EXHAUST | 0.2 |
| 4 | 3131D6 | PROTECTOR, EXHAUST MUFFLER ... | 0.2 |
| 6 | 3131A1 | ARRESTER, SPARK | 0.2 |
| 7 | 3131B4 | GASKET, EXHAUST MUFFLER | 0.2 |
| 9 | 3131A7 | COVER, EXHAUST MUFFLER | 0.1 |
| 10 | 3131A6 | COVER, EXHAUST MUFFLER :REAR - | 0.1 |
| 11 | 3131A2 | BASE, EXHAUST MUFFLER COVER .. | 0.2 |

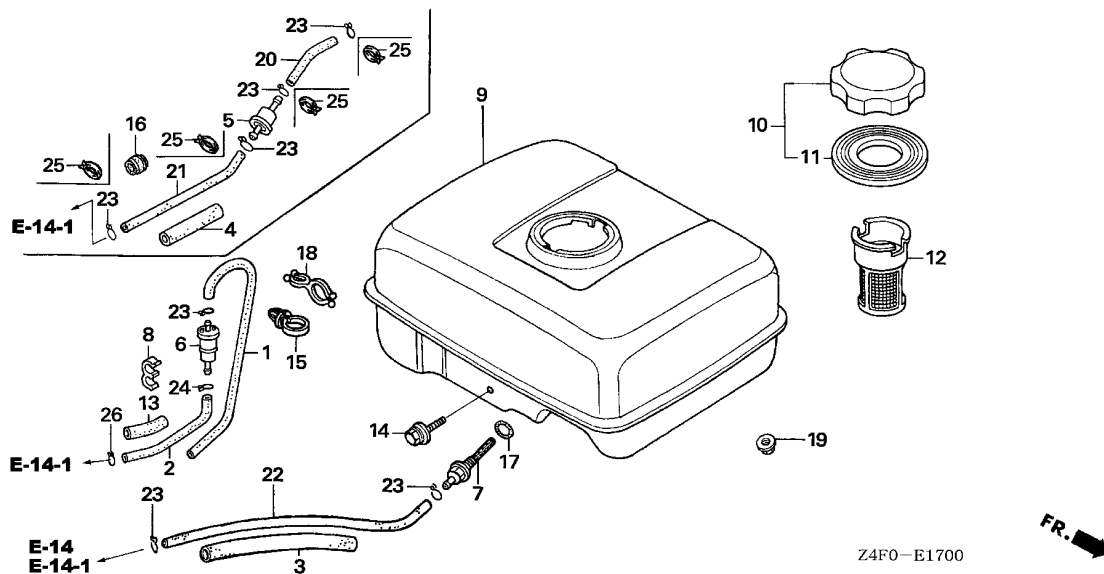
| Ref. No. | Part No. | Description | Reqd. QTY | | Serial No. | Parts catalogue code |
|----------|----------------|--------------------------------|-----------|-------|------------|---------------------------------------|
| | | | GX | U1 | | |
| 1 | 17233-896-701 | COLLAR, AIR CLEANER CASE | (2) | ----- | ----- | QMA8,QWA4,SE,SG24,SMA7,VMS4 |
| 2 | 18310-ZE1-821 | MUFFLER COMP. (SILENT) | 1 | ----- | ----- | QMA8,QWA4,QXC9,SE,SG24,SJD2,SMA7,VMS4 |
| | 18310-ZH8-810 | MUFFLER COMP. (ARRESTER) | (1) | ----- | ----- | QMA8,QWA4,QXC9,SE,SG24,SJD2,SMA7,VMS4 |
| 3 | 18315-ZE1-000 | STAY, MUFFLER | 1 | ----- | ----- | QMA8,QWA4,QXC9,SE,SG24,SJD2,SMA7,VMS4 |
| 4 | 18320-ZF1-H51 | PROTECTOR, MUFFLER (SILENT) .. | 1 | ----- | ----- | QMA8,QWA4,QXC9,SE,SG24,SJD2,SMA7,VMS4 |
| 5 | 18331-883-810 | CAP, MUFFLER | 1 | ----- | ----- | QMA8,QWA4,QXC9,SG24,SJD2,SMA7,VMS4 |
| 6 | 18355-ZE1-810 | ARRESTER, SPARK (SILENT) | 1 | ----- | ----- | QMA8,QWA4,QXC9,SE,SG24,SJD2,SMA7,VMS4 |
| | 18355-ZE1-000 | ARRESTER, SPARK | (1) | ----- | ----- | QMA8,QWA4,QXC9,SE,SG24,SJD2,SMA7,VMS4 |
| 7 | 18381-ZH8-800 | GASKET, MUFFLER | 1 | ----- | ----- | QMA8,QWA4,QXC9,SE,SG24,SJD2,SMA7,VMS4 |
| 8 | 18431-ZH8-W50 | DEFLECTOR, MUFFLER | (1) | ----- | ----- | QMA8,QWA4,SG24,SMA7,VMS4 |
| 9 | 18433-ZH8-W40 | COVER COMP., MUFFLER | (1) | ----- | ----- | QMA8,QWA4,SE,SG24,SMA7,VMS4 |
| 10 | 18434-ZH8-W40 | COVER COMP., MUFFLER RR. | (1) | ----- | ----- | QMA8,QWA4,SE,SG24,SMA7,VMS4 |
| 11 | 18436-ZH8-W40 | BASE COMP., MUFFLER COVER ... | (1) | ----- | ----- | QMA8,QWA4,SE,SG24,SMA7,VMS4 |
| 12 | 18466-ZH8-W40 | SPACER, MUFFLER COVER | (3) | ----- | ----- | QMA8,QWA4,SE,SG24,SMA7,VMS4 |
| 13 | 90016-ZE1-000 | BOLT, FLANGE, 6X13(CT200) ... | 1 | ----- | ----- | QMA8,QWA4,QXC9,SE,SG24,SJD2,SMA7,VMS4 |
| 14 | 90050-ZE1-000 | SCREW, TAPPING, 5X8 | 4 | ----- | ----- | QMA8,QWA4,QXC9,SE,SG24,SJD2,SMA7,VMS4 |
| 15 | 90050-ZE1-000 | SCREW, TAPPING, 5X8 | (1) | ----- | ----- | QMA8,QWA4,SE,SG24,SMA7,VMS4 |
| 16 | 90050-ZH8-W40 | SCREW, TAPPING, 5X25 | (2) | ----- | ----- | QMA8,QWA4,SE,SG24,SMA7,VMS4 |
| 17 | 90055-ZE1-000 | SCREW, TAPPING, 4X6 | 2 | ----- | ----- | QMA8,QWA4,QXC9,SG24,SJD2,SMA7,VMS4 |
| 18 | 90056-ZL0-000 | SCREW, TAPPING, 4X6 | 1 | ----- | ----- | QMA8,QWA4,QXC9,SE,SG24,SJD2,SMA7,VMS4 |
| | 90055-ZE1-000 | | (1) | ----- | ----- | QMA8,QWA4,QXC9,SE,SG24,SJD2,SMA7,VMS4 |
| 19 | 90302-KF9-900 | NUT, HEX., 5MM | (3) | ----- | ----- | QMA8,QWA4,SE,SG24,SMA7,VMS4 |
| 20 | 93891-06020-07 | SCREW-WASHER, 6X20 | (3) | ----- | ----- | QMA8,QWA4,SE,SG24,SMA7,VMS4 |
| 21 | 94001-08000-0S | NUT, HEX., 8MM | 2 | ----- | ----- | QMA8,QWA4,QXC9,SE,SG24,SJD2,SMA7,VMS4 |
| 22 | 94103-05700 | WASHER, PLAIN, 5MM | (3) | ----- | ----- | QMA8,QWA4,SE,SG24,SMA7,VMS4 |
| 23 | 95701-06012-00 | BOLT, FLANGE, 6X12 | 1 | ----- | ----- | QMA8,QWA4,QXC9,SE,SG24,SJD2,SMA7,VMS4 |



| Ref. No. | L.O.N. | (Relative ref. Number) Description | F.R.T. |
|----------|--------|------------------------------------|--------|
| 1 | 3131C5 | MUFFLER, EXHAUST | 0.2 |
| 2 | 3131E1 | STAY, MUFFLER | 0.3 |
| 4 | 3131B4 | GASKET, EXHAUST MUFFLER | 0.2 |

| Ref. No. | Part No. | Description | Reqd. QTY | | Serial No. | Parts catalogue code |
|----------|----------------|---------------------------|-----------|-------|------------|--------------------------------------|
| | | | GX | U1 | | |
| 1 | 18310-ZK7-V01 | MUFFLER COMP. | 1 | ----- | ----- | AR,DKR,KRA4,KRF4,KRS4,KRS5,KRS6,KRT4 |
| 2 | 18338-ZK7-V01 | STAY COMP., MUFFLER | 1 | ----- | ----- | AR,DKR,KRA4,KRF4,KRS4,KRS5,KRS6,KRT4 |
| 3 | 18338-ZK7-V20 | STAY COMP., MUFFLER | 1 | ----- | ----- | KRT4 |
| 4 | 18381-ZH8-800 | GASKET, MUFFLER | 1 | ----- | ----- | AR,DKR,KRA4,KRF4,KRS4,KRS5,KRS6,KRT4 |
| 5 | 94001-08000-0S | NUT, HEX., 8MM | 2 | ----- | ----- | AR,DKR,KRA4,KRF4,KRS4,KRS5,KRS6,KRT4 |
| 6 | 94050-06000 | NUT, FLANGE, 6MM | 4 | ----- | ----- | AR,DKR,KRA4,KRF4,KRS4,KRS5,KRS6,KRT4 |
| 7 | 94103-08700 | WASHER, PLAIN, 8MM | 2 | ----- | ----- | KRF4,KRS4,KRS5,KRS6 |
| 8 | 95701-06016-00 | BOLT, FLANGE, 6X16 | 2 | ----- | ----- | AR,DKR,KRA4,KRF4,KRS4,KRS5,KRS6,KRT4 |
| 9 | 95701-06025-00 | BOLT, FLANGE, 6X25 | 1 | ----- | ----- | AR,DKR,KRA4,KRF4,KRS4,KRS5,KRS6,KRT4 |
| 10 | 95701-08012-00 | BOLT, FLANGE, 8X12 | 2 | ----- | ----- | KRT4 |
| 11 | 95701-08018-00 | BOLT, FLANGE, 8X18 | 2 | ----- | ----- | KRT4 |
| | 95701-08020-00 | BOLT, FLANGE, 8X20 | 2 | ----- | ----- | AR,DKR,KRA4,KRF4,KRS4,KRS5,KRS6 |



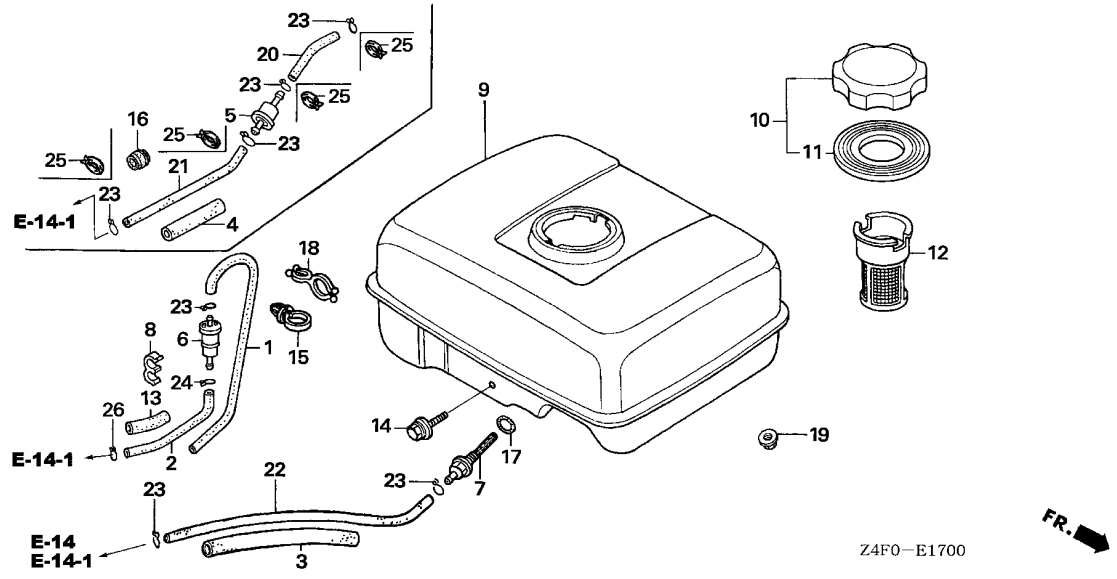


| Ref. No. | L.O.N. | (Relative ref. Number) Description | F.R.T. |
|----------|--------|------------------------------------|--------|
| 5 | (6) | STRAINER, FUEL | 0.1 |
| 7 | (17) | JOINT, FUEL STRAINER | 0.2 |
| 9 | 3101H7 | TANK, FUEL | 0.2 |
| 12 | 3101A6 | FILTER, FUEL | 0.1 |
| 22 | 3101F1 | TUBE, FUEL TANK | 0.2 |

| Ref. No. | Part No. | Description | Reqd. QTY | Serial No. | Parts catalogue code |
|----------|-----------------|--|-----------------|------------|--|
| | | | GX 120 U1 | | |
| 1 | 16198-ZG0-U00 | TUBE A, AIR VENT | 1 | ----- | AR,DKR,KRA4,KRF4,KRS4,KRS5,KRS6,KRT4 |
| 2 | 16199-KCR-000 | TUBE | 1 | ----- | AR,DKR,KRA4,KRF4,KRS4,KRT4 |
| | 16199-ZK7-S50 | | 1 | ----- | KRS5,KRS6 |
| 3 | 16854-ZH8-000 | RUBBER, SUPPORTER (107MM) ... | 1 | ----- | HHQ4,HTF2,HT2,HXU,HX2,HX26,HX4,LAJ4,LHQ4,LSJ4,LXU,LX2,LX4, PX2,QA2,QHQ4 QH26,QLL,QMA4,QMA8,QME4,QMX2,QWA4,QXC9,QXS2,QXU,QX2,QX26,QX4,QX7,RD4,RHQ4 RX4,SAJ4,SD16,SD4,SE,SG24,SHQ4,SMA7,SMW2,SM12,SM14,SSX2,SSX4,SWX2,SWX4 SXS4,SX4,SX7,TX2,TX26,TX4,UXU,VED6,VEX,VEX7,VMS4,VXU,VX4,VX7,WDA6,WD12 WKD6,WKT2,WKT4,WKT6,WMA3,WME2,WME4 |
| 4 | 16854-ZH8-810 | RUBBER, SUPPORTER (50MM) | 1 | ----- | KRS4,VPM4,VPR4 |
| | 35376-ZV5-830 | TUBE, POWER TRIM-TILT SWITCH CORD (50MM) | 1 | ----- | KRS5,KRS6 |
| 5 | 16910-GB2-005 | STRAINER COMP., FUEL | 1 | ----- | KRS4,KRS5,KRS6,VPM4,VPR4 |
| 6 | 16910-ZG0-U02 | STRAINER COMP., FUEL | 1 | ----- | AR,DKR,KRA4,KRF4,KRS4,KRS5,KRS6,KRT4 |
| 7 | 16955-ZE1-000 | JOINT, FUEL TANK | 1 | ----- | HHQ4,HTF2,HT2,HXU,HX2,HX26,HX4,LAJ4,LHQ4,LSJ4,LXU,LX2,LX4, PX2,QA2,QHQ4 QH26,QLL,QMA4,QMA8,QME4,QMX2,QXC9,QXS2,QXU,QX2,QX26,QX4,QX7,RD4,RHQ4 RX4,SAJ4,SD16,SD4,SE,SHQ4,SMA7,SMW2,SM12,SM14,SSX2,SSX4,SWX2,SWX4 SXS4,SX4,SX7,TX2,TX26,TX4,UXU,VED6,VEX,VEX7,VMS4,VXU,VX4,VX7,WDA6,WD12 WKD6,WKT2,WKT4,WKT6,WMA3,WME2,WME4 |
| 8 | 17205-PC6-000 | CLAMP, TUBE, 7.5X2 | 1 | ----- | AR,DKR,KRA4,KRS4,KRS5,KRS6,KRT4 |
| | | | 2 | ----- | KRF4 |
| 9 | 17510-ZE0-020ZA | TANK COMP., FUEL *NH31*.....MCKINLEY WHITE | 1 | ----- | HHQ4,HTF2,HT2,HXU,HX2,HX26,HX4,LAJ4,LHQ4,LSJ4,LXU,LX2,LX4,QA2,QHQ4,QH26 QLL,QMA4,QMA8,QME4,QMX2,QXC9,QXS2,QXU,QX2,QX26,QX4,QX7,RD4,RHQ4,RX4,SAJ4 SD16,SD4,SE,SHQ4,SMA7,SMW2,SXS4,SX4,SX7,TX2,TX26,TX4,UXU,VED6,VEX,VEX7 VMS4,VXU,VX4,VX7,WDA6,WD12,WKD6,WKT2,WKT4,WKT6,WMA3,WME2,WME4 |
| | 17510-ZE0-020ZD | *NH1*.....BLACK | 1 | ----- | HX2,LX2,PX2,QA2,QMX2,QWA4,QXC9,QXS2,QX2,SG24,SM12,SM14,SSX2,SSX4,TX2 |
| | 17510-ZE0-020ZG | *NH105*...MAT BLACK (#15-#20) | 1 | ----- | SWX2,SWX4 |

| Ref. No. | Part No. | Description | Reqd. QTY | | Serial No. | Parts catalogue code |
|----------|----------------|---|-----------|-------|------------|---|
| | | | GX | U1 | | |
| 10 | 17620-Z0T-305 | CAP COMP., FUEL FILLER (CHROME PLATED) | 1 | ----- | ----- | HHQ4,HTF2,HT2,HXU,HX2,HX26,HX4,LAJ4,LHQ4,LSJ4,LXU,LX2,LX4,PX2,QA2,QHQ4 QH26,QLL,QMA4,QMA8,QME4,QMX2,QWA4,QXC9,QXS2,QXU,QX2,QX26,QX4,QX7,RD4,RHQ4 RX4,SAJ4,SD16,SD4,SE,SG24,SHQ4,SMA7,SMW2,SM12,SM14,SSX2,SSX4,SWX2,SWX4 SXS4,SX4,SX7,TX2,TX26,TX4,UXU,VED6,VEX,VEX7,VMS4,VXU,VX4,VX7,WDA6,WD12 WKD6,WKT2,WKT4,WKT6,WMA3,WME2,WME4 |
| 11 | 17631-Z0T-812 | PACKING, FUEL FILLER CAP (39X62X3) | 1 | ----- | ----- | HHQ4,HTF2,HT2,HXU,HX2,HX26,HX4,LAJ4,LHQ4,LSJ4,LXU,LX2,LX4,PX2,QA2,QHQ4 QH26,QLL,QMA4,QMA8,QME4,QMX2,QWA4,QXC9,QXS2,QXU,QX2,QX26,QX4,QX7,RD4,RHQ4 RX4,SAJ4,SD16,SD4,SE,SG24,SHQ4,SMA7,SMW2,SM12,SM14,SSX2,SSX4,SWX2,SWX4 SXS4,SX4,SX7,TX2,TX26,TX4,UXU,VED6,VEX,VEX7,VMS4,VXU,VX4,VX7,WDA6,WD12 WKD6,WKT2,WKT4,WKT6,WMA3,WME2,WME4 |
| 12 | 17672-ZE2-W01 | FILTER, FUEL | 1 | ----- | ----- | LAJ4,LSJ4,QA2,QLL,QMX2,SAJ4,SMW2,SM12,SM14,SSX2,SSX4,VED6,WDA6,WKD6,WKT2 WKT4,WKT6,WME2 |
| 13 | 35376-ZV5-830 | TUBE, POWER TRIM-TILT SWITCH CORD (50MM) | 1 | ----- | ----- | KRS5,KRS6 |
| 14 | 90004-ZH7-003 | BOLT, FLANGE, 6X29 | 1 | ----- | ----- | HHQ4,HTF2,HT2,HXU,HX2,HX26,HX4,LAJ4,LHQ4,LSJ4,LXU,LX2,LX4,PX2,QA2,QHQ4 QH26,QLL,QMA4,QMA8,QME4,QMX2,QWA4,QXC9,QXS2,QXU,QX2,QX26,QX4,QX7,RD4,RHQ4 RX4,SAJ4,SD16,SD4,SE,SG24,SHQ4,SMA7,SMW2,SM12,SM14,SSX2,SSX4,SWX2,SWX4 SXS4,SX4,SX7,TX2,TX26,TX4,UXU,VED6,VEX,VEX7,VMS4,VXU,VX4,VX7,WDA6,WD12 WKD6,WKT2,WKT4,WKT6,WMA3,WME2,WME4 |
| 15 | 90617-SAO-003 | CLIP, WIRE HARNESS | 1 | ----- | ----- | KRS5,KRS6 |
| 16 | 90854-ZB3-000 | RUBBER, FUEL (9X15X20) | 1 | ----- | ----- | VPM4,VPR4 |
| 17 | 91353-671-004 | O-RING, 14MM(NOK) | 1 | ----- | ----- | HHQ4,HTF2,HT2,HXU,HX2,HX26,HX4,LAJ4,LHQ4,LSJ4,LXU,LX2,LX4,PX2,QA2,QHQ4 QH26,QLL,QMA4,QMA8,QME4,QMX2,QWA4,QXC9,QXS2,QXU,QX2,QX26,QX4,QX7,RD4,RHQ4 RX4,SAJ4,SD16,SD4,SE,SG24,SHQ4,SMA7,SMW2,SM12,SM14,SSX2,SSX4,SWX2,SWX4 SXS4,SX4,SX7,TX2,TX26,TX4,UXU,VED6,VEX,VEX7,VMS4,VXU,VX4,VX7,WDA6,WD12 WKD6,WKT2,WKT4,WKT6,WMA3,WME2,WME4 |
| 18 | 91473-PA1-003 | CLIP, WATER HOSE | 1 | ----- | ----- | AR,DKR,KRA4,KRT4 |
| 19 | 94050-06000 | NUT, FLANGE, 6MM | 2 | ----- | ----- | HHQ4,HTF2,HT2,HXU,HX2,HX26,HX4,LAJ4,LHQ4,LSJ4,LXU,LX2,LX4,PX2,QA2,QHQ4 QH26,QLL,QMA4,QMA8,QME4,QMX2,QWA4,QXC9,QXS2,QXU,QX2,QX26,QX4,QX7,RD4,RHQ4 RX4,SAJ4,SD16,SD4,SE,SG24,SHQ4,SMA7,SMW2,SM12,SM14,SSX2,SSX4,SWX2,SWX4 SXS4,SX4,SX7,TX2,TX26,TX4,UXU,VED6,VEX,VEX7,VMS4,VXU,VX4,VX7,WDA6,WD12 WKD6,WKT2,WKT4,WKT6,WMA3,WME2,WME4 |
| 20 | 95001-45035-40 | TUBE, FUEL, 4.5X35 (95001-45001-60M) | 1 | ----- | ----- | VPM4,VPR4 |
| | 95001-45350-60 | TUBE, FUEL, 4.5X350 (95001-45001-60M) | 1 | ----- | ----- | KRS4,KRS5,KRS6 |
| 21 | 95001-45075-60 | TUBE, FUEL, 4.5X75 (95001-45001-60M) | 1 | ----- | ----- | KRS4,KRS5,KRS6 |
| | 95001-45110-40 | TUBE, FUEL, 4.5X110 (95001-45001-60M) | 1 | ----- | ----- | VPM4,VPR4 |
| 22 | 95001-45140-40 | TUBE, FUEL, 4.5X140 (95001-45001-60M) | 1 | ----- | ----- | HHQ4,HTF2,HT2,HXU,HX2,HX26,HX4,LAJ4,LHQ4,LSJ4,LXU,LX2,LX4,PX2,QA2,QHQ4 QH26,QLL,QMA4,QMA8,QME4,QMX2,QWA4,QXC9,QXS2,QXU,QX2,QX26,QX4,QX7,RD4,RHQ4 RX4,SAJ4,SD16,SD4,SE,SG24,SHQ4,SMA7,SMW2,SM12,SM14,SSX2,SSX4,SWX2,SWX4 SXS4,SX4,SX7,TX2,TX26,TX4,UXU,VED6,VEX,VEX7,VMS4,VXU,VX4,VX7,WDA6,WD12 WKD6,WKT2,WKT4,WKT6,WMA3,WME2,WME4 |
| 23 | 95002-02080 | CLIP, TUBE (B8) | 1 | ----- | ----- | AR,DKR,KRA4,KRF4,KRS4,KRS5,KRS6,KRT4 |
| | | | 2 | ----- | ----- | HHQ4,HTF2,HT2,HXU,HX2,HX26,HX4,LAJ4,LHQ4,LSJ4,LXU,LX2,LX4,PX2,QA2,QHQ4 QH26,QLL,QMA4,QMA8,QME4,QMX2,QWA4,QXC9,QXS2,QXU,QX2,QX26,QX4,QX7,RD4,RHQ4 RX4,SAJ4,SD16,SD4,SE,SG24,SHQ4,SMA7,SMW2,SM12,SM14,SSX2,SSX4,SWX2,SWX4 SXS4,SX4,SX7,TX2,TX26,TX4,UXU,VED6,VEX,VEX7,VMS4,VXU,VX4,VX7,WDA6,WD12 WKD6,WKT2,WKT4,WKT6,WMA3,WME2,WME4 |
| | | | 4 | ----- | ----- | VPM4,VPR4 |





Z4F0-E1700

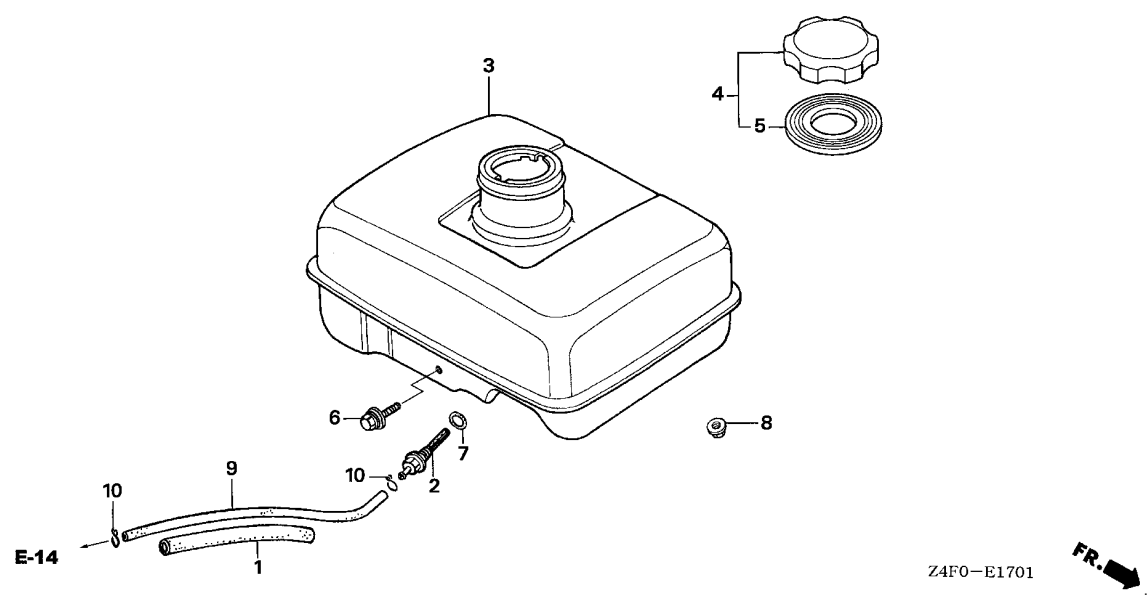
FR. →

| Ref. No. | Part No. | Description | Reqd. QTY | | Serial No. | Parts catalogue code |
|----------|----------------|------------------|-----------|----|------------|--------------------------------------|
| | | | GX | U1 | | |
| 24 | 95002-02100 | CLIP, TUBE (B10) | 1 | | ----- | AR,DKR,KRA4,KRF4,KRS4,KRS5,KRS6,KRT4 |
| 25 | 95002-40800-08 | CLAMP, TUBE (D8) | 4 | | ----- | KRS4,KRS5,KRS6 |
| 26 | 95002-50000 | CLIP, TUBE (C9) | 1 | | ----- | AR,DKR,KRA4,KRF4,KRS4,KRS5,KRS6,KRT4 |

E-17-1

FUEL TANK(2)

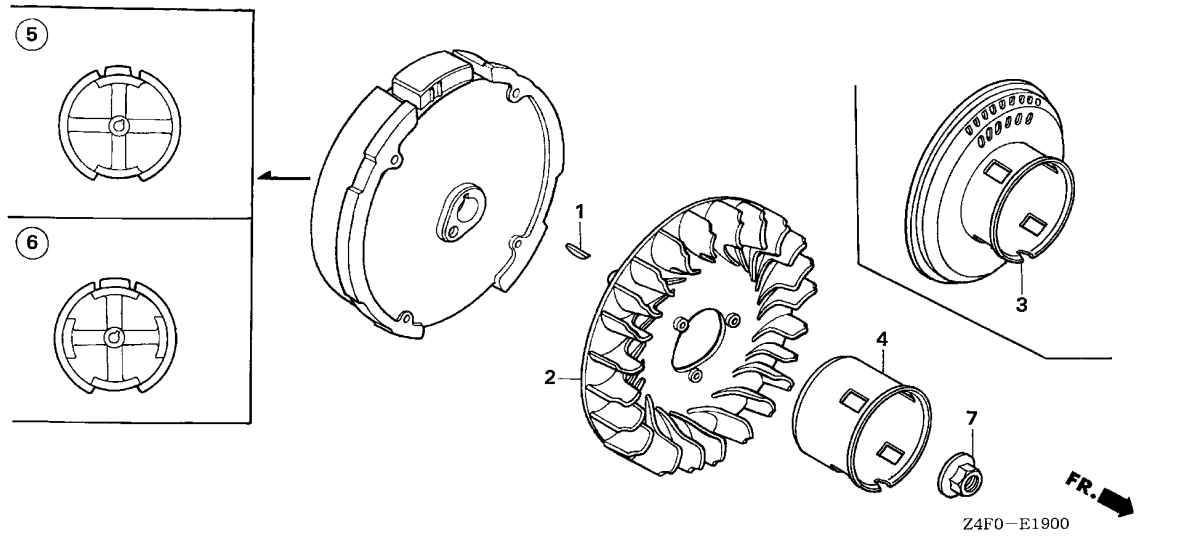
F 7



| Ref. No. | L.O.N. | (Relative ref. Number) Description | F.R.T. |
|----------|--------|------------------------------------|--------|
| 2 | | (7) | |
| 3101H6 | | JOINT, FUEL STRAINER | 0.2 |
| 3101H7 | | TANK, FUEL | 0.2 |
| 3101F1 | | TUBE, FUEL TANK | 0.2 |

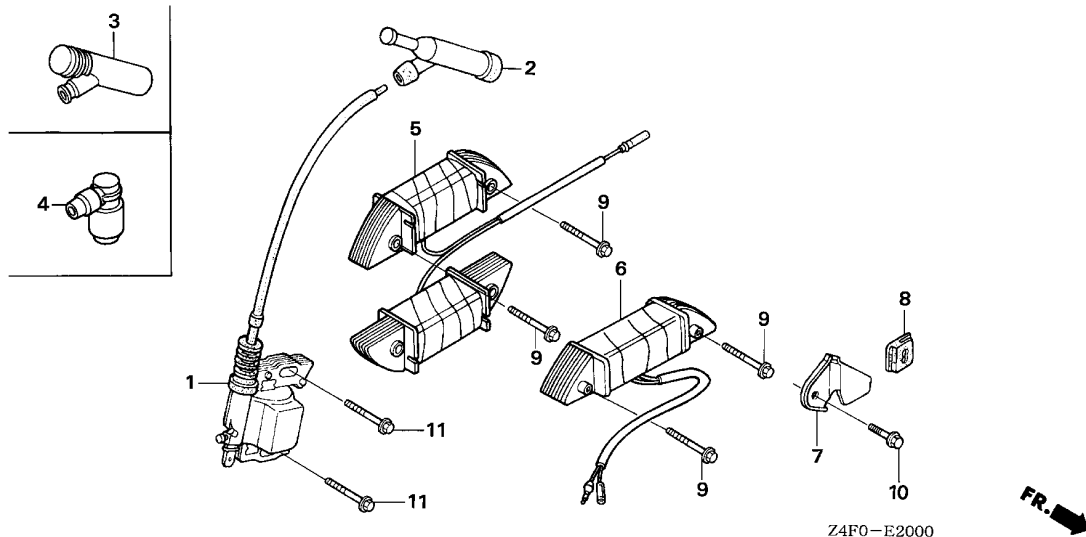
| Ref. No. | Part No. | Description | Reqd. QTY | | Serial No. | Parts catalogue code |
|----------|-----------------|--|-----------|----|------------|----------------------|
| | | | GX | U1 | | |
| 1 | 16854-ZH8-000 | RUBBER, SUPPORTER (107MM) ... | 1 | | ----- | LSD2,QJG2,SJD2 |
| 2 | 16955-ZE1-000 | JOINT, FUEL TANK | 1 | | ----- | LSD2,QJG2,SJD2 |
| 3 | 17510-ZK7-U20ZA | TANK COMP., FUEL | 1 | | ----- | LSD2,SJD2 |
| | 17510-ZK7-U20ZB | *NH105*...MAT BLACK (#15-#20) | 1 | | ----- | LSD2,SJD2 |
| | | *T51*...JACOBSEN ORANGE | 1 | | ----- | QJG2 |
| 4 | 17620-ZOT-305 | CAP COMP., FUEL FILLER (CHROME PLATED) | 1 | | ----- | LSD2,QJG2,SJD2 |
| 5 | 17631-ZOT-812 | PACKING, FUEL FILLER CAP (39X62X3) | 1 | | ----- | LSD2,QJG2,SJD2 |
| 6 | 90004-ZH7-003 | BOLT, FLANGE, 6X29 | 1 | | ----- | LSD2,QJG2,SJD2 |
| 7 | 91353-671-004 | O-RING, 14MM(NOK) | 1 | | ----- | LSD2,QJG2,SJD2 |
| 8 | 94050-06000 | NUT, FLANGE, 6MM | 2 | | ----- | LSD2,QJG2,SJD2 |
| 9 | 95001-45140-40 | TUBE, FUEL, 4.5X140 (95001-45001-60M) | 1 | | ----- | LSD2,QJG2,SJD2 |
| 10 | 95002-02080 | CLIP, TUBE (B8) | 2 | | ----- | LSD2,QJG2,SJD2 |

2



| Ref. No. | L.O.N. | (Relative ref. Number) Description | F.R.T. |
|----------|--------|------------------------------------|--------|
| 2 | 1141G7 | FAN, ENGINE COOLING (3) | 0.2 |
| 4 | 1121A9 | PULLEY, RECOIL STARTER (6) | 0.2 |
| 5 | 2161B5 | FLYWHEEL | 0.3 |

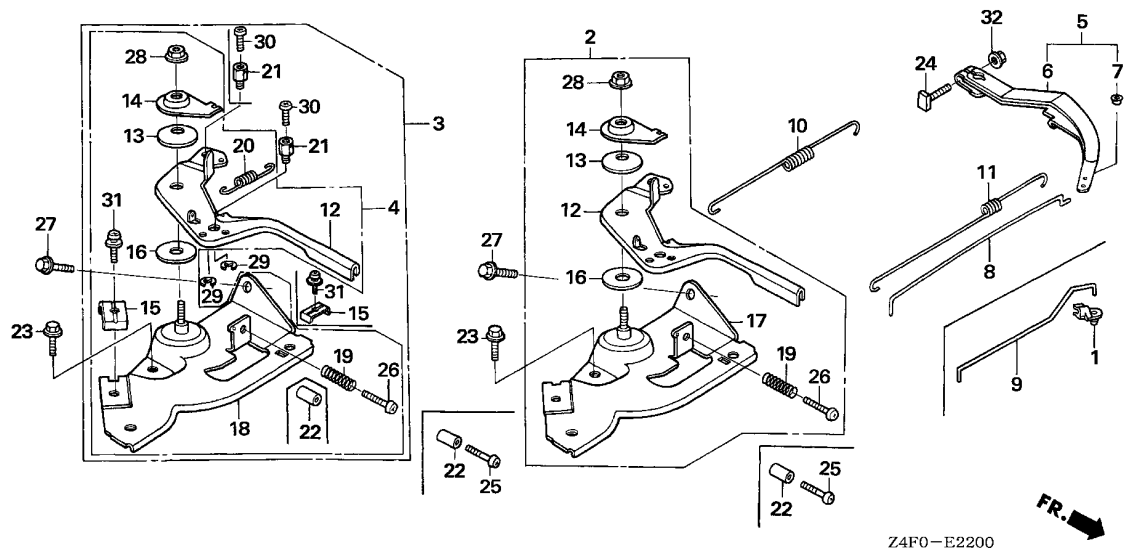
| Ref. No. | Part No. | Description | Reqd. QTY | Serial No. | Parts catalogue code |
|----------|---------------|------------------------------|-----------------|------------|---|
| | | | GX 120 U1 | | |
| 1 | 13331-357-000 | KEY, SPECIAL WOODRUFF, 25X18 | 1 | | |
| 2 | 19511-ZE0-000 | FAN, COOLING | 1 | | |
| 3 | 28450-ZH7-801 | PULLEY COMP., STARTER | 1 | ----- | QA2,QMA8,QWA4,SE,SG24,SMA7 |
| 4 | 28451-ZH7-801 | PULLEY, STARTER | 1 | ----- | AR,DKR,HHQ4,HTF2,HT2,HXU,HX2,HX26,HX4,KRA4,KRF4,KRS4,KRS5,KRS6,KRT4,LAJ4,LHQ4,LSD2,LSJ4,LXU,LX2,LX4,PX2,QB26,QHQ4,QH26,QJG2,QLL,QMA4,QME4,QMX2,QXC9,QXS2,QXU,QX2,QX26,QX4,QX7,RD4,RHC,RHQ4,RX4,SAJ4,SD16,SD4,SHQ4,SJD2,SMW2,SM12,SM14,SSX2,SSX4,SWX2,SWX4,SXS4,SX4,SX7,TX2,TX26,TX4,UXU,VED6,VEX,VEX7,VMS4,VPM4,VPR4,VXU,VX4,VX7,WDA6,WD12,WKD6,WKT2,WKT4,WKT6,WMA3,WME2,WME4 |
| 5 | 31100-ZE0-010 | FLYWHEEL COMP. | 1 | ----- | AR,DKR,HHQ4,HTF2,HT2,HXU,HX2,HX26,HX4,KRA4,KRF4,KRS4,KRS5,KRS6,KRT4,LHQ4,LSJ4,LXU,LX2,LX4,PX2,QA2,QHQ4,QH26,QLL,QMA4,QMA8,QME4,QMX2,QWA4,QXC9,QXU,QX2,QX26,QX4,QX7,RD4,RHQ4,RX4,SAJ4,SD16,SD4,SE,SG24,SHQ4,SMA7,SMW2,SM12,SM14,SSX2,SSX4,SWX2,SWX4,SXS4,SX4,SX7,TX2,TX26,TX4,UXU,VED6,VEX,VEX7,VMS4,VPM4,VPR4,VXU,VX4,VX7,WDA6,WD12,WKD6,WKT2,WKT4,WKT6,WMA3,WME2,WME4 |
| 6 | 31100-ZE0-811 | FLYWHEEL COMP. (LAMP) | 1 | ----- | LAJ4,LSD2,QB26,QJG2,QXS2,RHC,SJD2 |
| 7 | 90201-878-003 | NUT, SPECIAL, 14MM | 1 | | |



| Ref. No. | L.O.N. | (Relative ref. Number) Description | F.R.T. |
|----------|--------|------------------------------------|--------|
| 1 | 6141A5 | COIL, IGNITION(ONE) (3,4) | 0.2 |
| 2 | 6141B8 | TERMINAL, HIGH TENSION (6) | 0.1 |
| 5 | 6141A6 | COIL, LAMP | 0.3 |

| Ref. No. | Part No. | Description | Reqd. QTY | Serial No. | Parts catalogue code |
|----------|---------------|--|-----------------|------------|---|
| | | | GX 120 U1 | | |
| 1 | 30500-ZE1-063 | COIL ASSY., IGNITION | 1 | | |
| 2 | 30700-ZE1-013 | CAP ASSY., NOISE SUPPRESSOR (NICHIWA Y-EZ RTFM256) | 1 | ----- | AR,DKR,HHQ4,HTF2,HT2,HXU,HX2,HX26,HX4,KRA4,KRF4,KRT4,LAJ4,LHQ4,LSD2,LSJ4,LXU,LX2,LX4,PX2,QA2,QB26,QHQ4,QH26,QJG2,QLL,QMA4,QMA8,QME4,QMX2,QWA4,QXC9,QXS2,QXU,QX2,QX26,QX4,QX7,RD4,RHC,RHQ4,RX4,SAJ4,SD16,SD4,SE,SG24,SHQ4,SJD2,SMA7,SMW2,SM12,SM14,SSX2,SSX4,SWX2,SWX4,SXS4,SX4,SX7,TX2,TX26,TX4,UXU,VED6,VEX,VEX7,VMS4,VXU,VX4,VX7,WDA6,WD12,WKD6,WKT2,WKT4,WKT6,WMA3,WME2,WME4 |
| | 30700-ZF5-013 | CAP ASSY., NOISE SUPPRESSOR | 1 | ----- | VPM4,VPR4 |
| 3 | 30700-ZE8-003 | CAP ASSY., NOISE SUPPRESSOR | 1 | ----- | KRS4 |
| 4 | 30700-ZJ1-841 | CAP ASSY., NOISE SUPPRESSOR | 1 | ----- | KRS5,KRS6 |
| 5 | 31510-ZE1-711 | COIL ASSY., LAMP (12V/50W) | 1 | ----- | QJG2,QXS2,RHC |
| | 31510-ZK7-U50 | | 1 | ----- | QB26 |
| 6 | 31510-ZE1-811 | COIL ASSY., LAMP (12V/25W) | 1 | ----- | LAJ4 |
| 7 | 31511-ZE1-000 | CLAMPER, CORD | 1 | ----- | LAJ4,QB26,QJG2,QXS2,RHC |
| 8 | 31512-ZE1-000 | GROMMET, CORD | 1 | ----- | LAJ4,QB26,QJG2,QXS2,RHC |
| 9 | 90015-883-000 | BOLT, FLANGE, 6X28 | 2 | ----- | LAJ4 |
| | | | 4 | ----- | QB26,QJG2,QXS2,RHC |
| 10 | 90019-883-000 | BOLT, FLANGE, 5X10 | 1 | ----- | LAJ4,QB26,QJG2,QXS2,RHC |
| 11 | 90121-952-000 | BOLT, FLANGE, 6X25(CT200) | 2 | | |



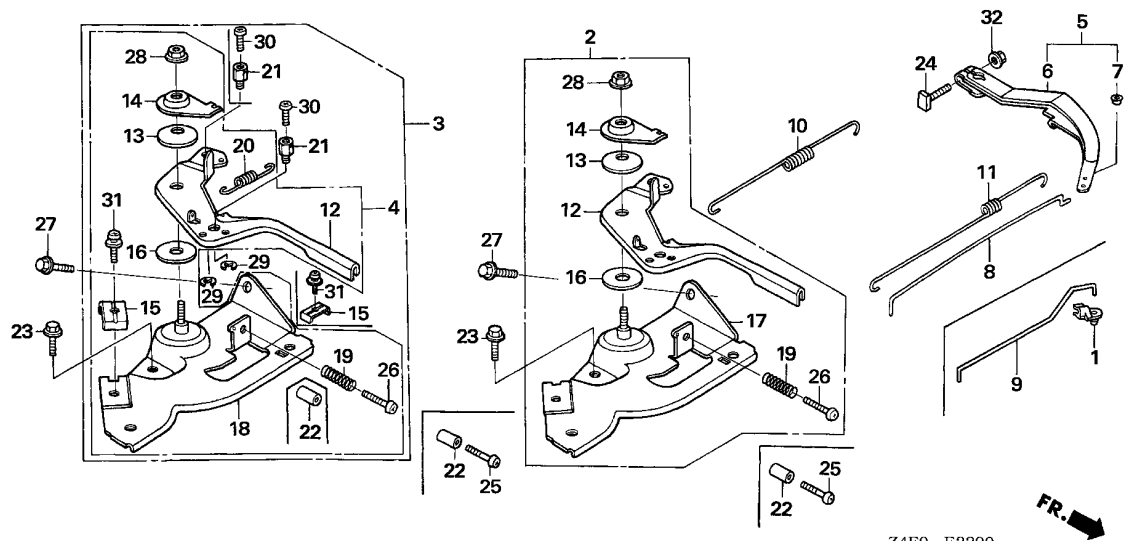


| Ref. No. | L.O.N. | (Relative ref. Number) Description | F.R.T. |
|----------|--------|------------------------------------|--------|
| 3 | | (2) | |
| 1161A5 | | CONTROL, THROTTLE/GOVERNOR ... | 0.2 |
| 1161A0 | | ARM, GOVERNOR | 0.2 |
| 8 | | (9) | |
| 1161B1 | | ROD, GOVERNOR | 0.3 |
| 1161C5 | | SPRING, GOVERNOR | 0.2 |
| 1161C2 | | SPRING, THROTTLE RETURN | 0.3 |
| 18 | | (17) | |
| 1161A2 | | BASE, CONTROL | 0.3 |
| 1161B7 | | SPRING, CABLE RETURN | 0.2 |

| Ref. No. | Part No. | Description | Reqd. QTY | Serial No. | Parts catalogue code |
|----------|---------------|-------------------------------|-----------------|------------|--|
| | | | GX 120 U1 | | |
| 1 | 16263-883-W10 | JOINT, ROD | 1 | ----- | KRS4 |
| 2 | 16500-ZH7-000 | CONTROL ASSY. | 1 | ----- | PX2, TX2, TX26, TX4, UXU, VX4, VX7, WDA6, WD12, WMA3, WME4 |
| 3 | 16500-ZH7-810 | CONTROL ASSY. (REMOTE) | 1 | ----- | LAJ4, LSJ4, QJG2, QMA8, QME4, QMX2, QWA4, SAJ4, SG24, SMA7, SMW2, WKD6, WKT2, WKT4, WKT6, WME2 |
| | 16500-ZH7-850 | CONTROL ASSY. (CYCLONE) | 1 | ----- | QXC9 |
| | 16500-ZK7-U50 | CONTROL ASSY. (REMOTE) | 1 | ----- | QB26, SM12, SM14 |
| | 16570-ZE0-S10 | CONTROL ASSY. | 1 | ----- | AR, DKR, KRA4, KRF4, KRS4, KRT4 |
| | 16570-ZH7-W40 | CONTROL ASSY. (TB360) | 1 | ----- | QLL |
| | 16570-ZK7-U20 | CONTROL ASSY. | 1 | ----- | LSD2, SJD2 |
| 4 | 16500-ZH7-U42 | CONTROL ASSY. (SAKAI) | 1 | ----- | SSX2, SSX4 |
| | 16500-ZH7-820 | CONTROL ASSY. (REMOTE) | 1 | ----- | HHQ4, HTF2, HT2, HXU, HX2, HX26, HX4, LHQ4, LXU, LX2, LX4, QA2, QHQ4, QH26, QMA4, QXS2, QXU, QX2, QX26, QX4, QX7, RD4, RHC, RHQ4, RX4, SD16, SD4, SE, SHQ4, SWX2, SWX4, SXS4, SX4, SX7 |
| 5 | 16550-ZK7-V00 | ARM COMP., GOVERNOR | 1 | ----- | AR, DKR, KRA4, KRF4, KRT4 |
| 6 | 16551-ZE0-010 | ARM, GOVERNOR | 1 | ----- | HHQ4, HTF2, HT2, HXU, HX2, HX26, HX4, LAJ4, LHQ4, LSD2, LSJ4, LXU, LX2, LX4, PX2, QA2, QB26, QHQ4, QH26, QJG2, QLL, QMA4, QMA8, QME4, QMX2, QWA4, QXC9, QXS2, QXU, QX2, QX26, QX4, QX7, RD4, RHC, RHQ4, RX4, SAJ4, SD16, SD4, SE, SG24, SHQ4, SJD2, SMA7, SMW2, SM12, SM14, SSX2, SSX4, SWX2, SWX4, SXS4, SX4, SX7, TX2, TX26, TX4, UXU, VX4, VX7, WDA6, WD12, WKD6, WKT2, WKT4, WKT6, WMA3, WME2, WME4 |
| | 16551-ZK7-S30 | | 1 | ----- | KRS4 |
| 7 | 16552-896-650 | COLLAR, LEVER | 1 | ----- | AR, DKR, KRA4, KRF4, KRT4 |
| 8 | 16555-ZE0-000 | ROD, GOVERNOR | 1 | ----- | AR, DKR, HHQ4, HTF2, HT2, HXU, HX2, HX26, HX4, KRA4, KRF4, KRT4, LAJ4, LHQ4, LSD2, LSJ4, LXU, LX2, LX4, PX2, QA2, QB26, QHQ4, QH26, QJG2, QLL, QMA4, QMA8, QME4, QMX2, QWA4, QXC9, QXS2, QXU, QX2, QX26, QX4, QX7, RD4, RHC, RHQ4, RX4, SAJ4, SD16, SD4, SE, SG24, SHQ4, SJD2, SMA7, SMW2, SM12, SM14, SSX2, SSX4, SWX2, SWX4, SXS4, SX4, SX7, TX2, TX26, TX4, UXU, VX4, VX7, WDA6, WD12, WKD6, WKT2, WKT4, WKT6, WMA3, WME2, WME4 |
| 9 | 16555-ZK7-S30 | ROD, GOVERNOR | 1 | ----- | KRS4 |

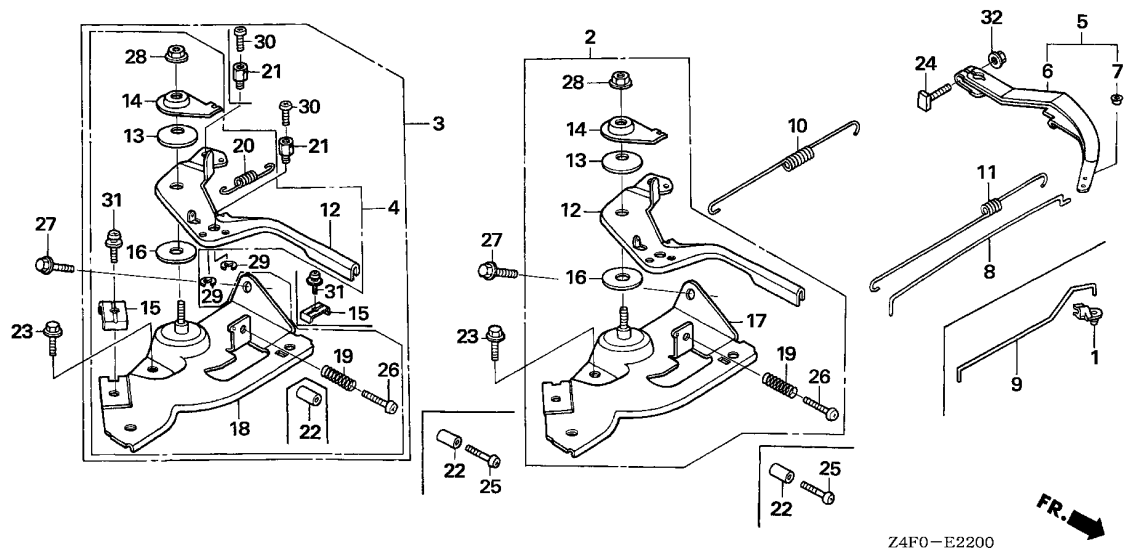
| Ref. No. | Part No. | Description | Reqd. QTY | | Serial No. | Parts catalogue code |
|----------|---|--|-----------------|-------------------------|-------------------------|---|
| | | | GX 120 U1 | | | |
| 10 | 16561-ZE0-020 | SPRING, GOVERNOR | 1 | ----- | ----- | AR,DKR,HHQ4,HTF2,HT2,HXU,HX2,HX26,HX4,KRA4,KRF4,KRS4,KRT4,LAJ4,LHQ4, LSD2 LSJ4,LXU,LX2,LX4, PX2,QA2,QB26,QHQ4,QH26,QJG2,QLL,QMA4,QMA8,QME4,QMX2,QWA4 QXC9,QXS2,QXU,QX2,QX26,QX4,QX7,RD4,RHC,RHQ4,RX4,SAJ4,SD16,SD4,SE,SG24 SHQ4,SJD2,SMA7,SMW2,SM12,SM14,SSX2,SSX4,SWX2,SWX4,SXS4, SX4, SX7, TX2, TX26 TX4,UXU,VX4,VX7,WDA6,WD12,WKD6,WKT2,WKT4,WKT6,WMA3,WME2,WME4 |
| 11 | 16562-ZE0-020 | SPRING, THROTTLE RETURN | 1 | ----- | ----- | AR,DKR,HHQ4,HTF2,HT2,HXU,HX2,HX26,HX4,KRA4,KRF4,KRS4,KRT4,LAJ4,LHQ4, LSD2 LSJ4,LXU,LX2,LX4, PX2,QA2,QB26,QHQ4,QH26,QJG2,QLL,QMA4,QMA8,QME4,QMX2,QWA4 QXC9,QXS2,QXU,QX2,QX26,QX4,QX7,RD4,RHC,RHQ4,RX4,SAJ4,SD16,SD4,SE,SG24 SHQ4,SJD2,SMA7,SMW2,SM12,SM14,SSX2,SSX4,SWX2,SWX4,SXS4, SX4, SX7, TX2, TX26 TX4,UXU,VX4,VX7,WDA6,WD12,WKD6,WKT2,WKT4,WKT6,WMA3,WME2,WME4 |
| 12 | 16571-ZE0-S10 16571-ZH7-U41 16571-ZH7-000 | LEVER, CONTROL | 1 1 1 | ----- ----- ----- | ----- ----- ----- | AR,DKR,KRA4,KRF4,KRS4,KRT4, LSD2,SJD2 SSX2,SSX4 HHQ4,HTF2,HT2,HXU,HX2,HX26,HX4, LAJ4, LHQ4,LSJ4,LXU,LX2,LX4, PX2,QA2,QB26 QHQ4,QH26,QJG2,QLL,QMA4,QMA8,QME4,QMX2,QWA4,QXC9,QXS2,QXU,QX2,QX26,QX4 QX7,RD4,RHC,RHQ4,RX4,SAJ4,SD16,SD4,SE,SG24,SHQ4,SMA7,SMW2,SM12,SM14,SWX2 SWX4,SXS4, SX4, SX7, TX2, TX26, TX4, UXU, VX4, VX7, WDA6, WD12, WKD6, WKT2, WKT4, WKT6 WMA3,WME2,WME4 |
| 13 | 16574-ZE1-000 | SPRING, LEVER | 1 | ----- | ----- | AR,DKR,HHQ4,HTF2,HT2,HXU,HX2,HX26,HX4,KRA4,KRF4,KRS4,KRT4,LAJ4,LHQ4, LSD2 LSJ4,LXU,LX2,LX4, PX2,QA2,QB26,QHQ4,QH26,QJG2,QLL,QMA4,QMA8,QME4,QMX2,QWA4 QXC9,QXS2,QXU,QX2,QX26,QX4,QX7,RD4,RHC,RHQ4,RX4,SAJ4,SD16,SD4,SE,SG24 SHQ4,SJD2,SMA7,SMW2,SM12,SM14,SSX2,SSX4,SWX2,SWX4,SXS4, SX4, SX7, TX2, TX26 TX4,UXU,VX4,VX7,WDA6,WD12,WKD6,WKT2,WKT4,WKT6,WMA3,WME2,WME4 |
| 14 | 16575-ZH8-000 | WASHER, CONTROL LEVER | 1 | ----- | ----- | AR,DKR,HHQ4,HTF2,HT2,HXU,HX2,HX26,HX4,KRA4,KRF4,KRS4,KRT4,LAJ4,LHQ4, LSD2 LSJ4,LXU,LX2,LX4, PX2,QA2,QB26,QHQ4,QH26,QJG2,QLL,QMA4,QMA8,QME4,QMX2,QWA4 QXC9,QXS2,QXU,QX2,QX26,QX4,QX7,RD4,RHC,RHQ4,RX4,SAJ4,SD16,SD4,SE,SG24 SHQ4,SJD2,SMA7,SMW2,SM12,SM14,SSX2,SSX4,SWX2,SWX4,SXS4, SX4, SX7, TX2, TX26 TX4,UXU,VX4,VX7,WDA6,WD12,WKD6,WKT2,WKT4,WKT6,WMA3,WME2,WME4 |
| 15 | 16576-891-000 | HOLDER, CABLE | 1 2 | ----- ----- | ----- ----- | AR,DKR,HHQ4,HTF2,HT2,HXU,HX2,HX26,HX4,KRA4,KRF4,KRS4,KRT4,LAJ4,LHQ4, LSD2 LSJ4,LXU,LX2,LX4,QA2,QHQ4,QH26,QJG2,QLL,QMA4,QMA8,QME4,QMX2,QWA4,QXC9 QXS2,QXU,QX2,QX26,QX4,QX7,RD4,RHC,RHQ4,RX4,SAJ4,SD16,SD4,SE,SG24,SHQ4 SJD2,SMA7,SMW2,SSX2,SSX4,SWX2,SWX4,SXS4, SX4, SX7, WKD6,WKT2,WKT4,WKT6,WME2 QB26,SM12,SM14 |
| 16 | 16578-ZE1-000 | SPACER, CONTROL LEVER | 1 | ----- | ----- | AR,DKR,HHQ4,HTF2,HT2,HXU,HX2,HX26,HX4,KRA4,KRF4,KRS4,KRT4,LAJ4,LHQ4, LSD2 LSJ4,LXU,LX2,LX4, PX2,QA2,QB26,QHQ4,QH26,QJG2,QLL,QMA4,QMA8,QME4,QMX2,QWA4 QXC9,QXS2,QXU,QX2,QX26,QX4,QX7,RD4,RHC,RHQ4,RX4,SAJ4,SD16,SD4,SE,SG24 SHQ4,SJD2,SMA7,SMW2,SM12,SM14,SSX2,SSX4,SWX2,SWX4,SXS4, SX4, SX7, TX2, TX26 TX4,UXU,VX4,VX7,WDA6,WD12,WKD6,WKT2,WKT4,WKT6,WMA3,WME2,WME4 |
| 17 | 16580-ZH7-000 | BASE COMP., CONTROL | 1 | ----- | ----- | PX2, TX2, TX26, TX4, UXU, VX4, VX7, WDA6, WD12, WMA3, WME4 |
| 18 | 16580-ZH7-U40 16580-ZH7-810 | BASE COMP., CONTROL | 1 1 | ----- ----- | ----- ----- | SSX2,SSX4 AR,DKR,HHQ4,HTF2,HT2,HXU,HX2,HX26,HX4,KRA4,KRF4,KRS4,KRT4,LAJ4,LHQ4, LSD2 LSJ4,LXU,LX2,LX4,QA2,QB26,QHQ4,QH26,QJG2,QLL,QMA4,QMA8,QME4,QMX2,QWA4 QXS2,QXU,QX2,QX26,QX4,QX7,RD4,RHC,RHQ4,RX4,SAJ4,SD16,SD4,SE,SG24,SHQ4 SJD2,SMA7,SMW2,SM12,SM14,SWX2,SWX4,SXS4, SX4, SX7, WKD6,WKT2,WKT4,WKT6,WME2 QXC9 |
| 19 | 16580-ZH7-850 16584-883-300 | BASE COMP., CONTROL (CYCLONE) SPRING, CONTROL ADJUSTING ... | 1 1 | ----- ----- | ----- ----- | AR,DKR,HHQ4,HTF2,HT2,HXU,HX2,HX26,HX4,KRA4,KRF4,KRS4,KRT4,LAJ4,LHQ4, LSD2 LSJ4,LXU,LX2,LX4, PX2,QA2,QB26,QHQ4,QH26,QJG2,QLL,QMA4,QMA8,QME4,QMX2,QWA4 QXC9,QXS2,QXU,QX2,QX26,QX4,QX7,RD4,RHC,RHQ4,RX4,SAJ4,SD16,SD4,SE,SG24 SHQ4,SJD2,SMA7,SMW2,SM12,SM14,SSX2,SSX4,SWX2,SWX4,SXS4, SX4, SX7, TX2, TX26 TX4,UXU,VX4,VX7,WDA6,WD12,WKD6,WKT2,WKT4,WKT6,WMA3,WME2,WME4 |
| 20 | 16592-ZE1-810 | SPRING, CABLE RETURN | 1 | ----- | ----- | AR,DKR,HHQ4,HTF2,HT2,HXU,HX2,HX26,HX4,KRA4,KRF4,KRS4,KRT4,LAJ4,LHQ4, LSD2 LSJ4,LXU,LX2,LX4,QA2,QB26,QHQ4,QH26,QJG2,QLL,QMA4,QMA8,QME4,QMX2,QWA4 QXC9,QXS2,QXU,QX2,QX26,QX4,QX7,RD4,RHC,RHQ4,RX4,SAJ4,SD16,SD4,SE,SG24 SHQ4,SJD2,SMA7,SMW2,SM12,SM14,SSX2,SSX4,SWX2,SWX4,SXS4, SX4, SX7, WKD6,WKT2 WKT4,WKT6,WME2 |





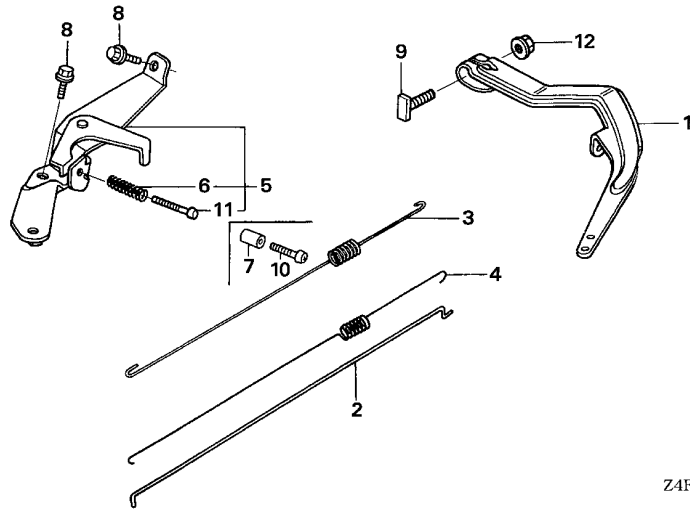
Z4F0-E2200

| Ref. No. | Part No. | Description | Reqd. QTY | | Serial No. | Parts catalogue code |
|----------|----------------|-------------------------------|-----------|-------|--|----------------------|
| | | | GX | U1 | | |
| 21 | 16594-883-010 | HOLDER, WIRE | 1 | ----- | AR,DKR,KRA4,KRF4,KRS4,KRT4,LAJ4,LSJ4,QJG2,QLL,QMA8,QME4,QMX2,QWA4,QXC9,SAJ4,SG24,SJD2,SMA7,SMW2,WKD6,WKT2,WKT4,WKT6,WME2 | |
| 22 | 16599-ZG1-M10 | COLLAR, STOPPER | 2 | ----- | QB26,SM12,SM14 | |
| | | | 1 | ----- | LSJ4,QLL,SJD2 | |
| | | | (1) | ----- | HHQ4,HX4,KRT4,LAJ4,LHQ4,LSJ4,LX4,QHQ4,QMA4,QMA8,QME4,QWA4,QX4,QX7,RD4,RHC,RHQ4,RX4,SAJ4,SD4,SE,SG24,SHQ4,SMA7,SMW2,WKD6,WKT2,WKT4,WKT6,WMA3 | |
| 23 | 90013-883-000 | BOLT, FLANGE, 6X12(CT200) ... | 1 | ----- | AR,DKR,HHQ4,HTF2,HT2,HXU,HX2,HX26,HX4,KRA4,KRF4,KRS4,KRT4,LAJ4,LHQ4,LSJ4,LSJ4,LXU,LX2,LX4,PX2,QA2,QB26,QHQ4,QH26,QJG2,QLL,QMA4,QMA8,QME4,QMX2,QWA4,QXC9,QXS2,QXU,QX2,QX26,QX4,QX7,RD4,RHC,RHQ4,RX4,SAJ4,SD16,SD4,SE,SG24,SHQ4,SJD2,SMA7,SMW2,SM12,SM14,SSX2,SSX4,SWX2,SWX4,SXS4, SX4, SX7, TX2, TX26, TX4, UXU, VX4, VX7, WDA6, WD12, WKD6, WKT2, WKT4, WKT6, WMA3, WME2, WME4 | |
| 24 | 90015-ZE5-010 | BOLT, GOVERNOR ARM | 1 | ----- | AR,DKR,HHQ4,HTF2,HT2,HXU,HX2,HX26,HX4,KRA4,KRF4,KRS4,KRT4,LAJ4,LHQ4,LSJ4,LSJ4,LXU,LX2,LX4,PX2,QA2,QB26,QHQ4,QH26,QJG2,QLL,QMA4,QMA8,QME4,QMX2,QWA4,QXC9,QXS2,QXU,QX2,QX26,QX4,QX7,RD4,RHC,RHQ4,RX4,SAJ4,SD16,SD4,SE,SG24,SHQ4,SJD2,SMA7,SMW2,SM12,SM14,SSX2,SSX4,SWX2,SWX4,SXS4, SX4, SX7, TX2, TX26, TX4, UXU, VX4, VX7, WDA6, WD12, WKD6, WKT2, WKT4, WKT6, WMA3, WME2, WME4 | |
| 25 | 90016-ZG9-N30 | SCREW, RECESSED, 5X25 | (1) | ----- | HHQ4,HX4,KRT4,LAJ4,LHQ4,LSJ4,LX4,QHQ4,QMA4,QMA8,QME4,QWA4,QX4,QX7,RD4,RHC,RHQ4,RX4,SAJ4,SD4,SE,SG24,SHQ4,SMA7,SMW2,SM12,SM14,SSX2,SSX4,SWX2,SWX4,SXS4, SX4, SX7, TX4, UXU, VX4, VX7, WDA6, WD12, WKD6, WKT2, WKT4, WKT6, WMA3, WME2, WME4 | |
| 26 | 90016-ZE7-W00 | SCREW, RECESSED, 5X28 | 1 | ----- | QLL | |
| | 90016-ZG9-N30 | SCREW, RECESSED, 5X25 | 1 | ----- | LSJ4,SJD2 | |
| | 93500-05025-0H | SCREW, PAN, 5X25 | 1 | ----- | AR,DKR,HHQ4,HTF2,HT2,HXU,HX2,HX26,HX4,KRA4,KRF4,KRS4,KRT4,LAJ4,LHQ4,LSJ4,LXU,LX2,LX4,PX2,QA2,QB26,QHQ4,QH26,QJG2,QMA4,QMA8,QME4,QMX2,QWA4,QXC9,QXS2,QXU,QX2,QX26,QX4,QX7,RD4,RHC,RHQ4,RX4,SAJ4,SD16,SD4,SE,SG24,SHQ4,SMA7,SMW2,SM12,SM14,SSX2,SSX4,SWX2,SWX4,SXS4, SX4, SX7, TX2, TX26, TX4, UXU, VX4, VX7, WDA6, WD12, WKD6, WKT2, WKT4, WKT6, WMA3, WME2, WME4 | |



| Ref. No. | Part No. | Description | Reqd. QTY | | Serial No. | Parts catalogue code |
|----------|----------------|-------------------------------|-----------|-------|------------|--|
| | | | GX | U1 | | |
| 27 | 90022-888-010 | BOLT, FLANGE, 6X20(CT200) ... | 1 | ----- | ----- | AR,DKR,HHQ4,HTF2,HT2,HXU,HX2,HX26,HX4,KRA4,KRF4,KRS4,KRT4,LAJ4,LHQ4,LS22,LSJ4,LXU,LX2,LX4,PX2,QA2,QB26,QHQ4,QH26,QJG2,QLL,QMA4,QMA8,QME4,QMX2,QWA4,QXC9,QXS2,QXU,QX2,QX26,QX4,QX7,RD4,RHC,RHQ4,RX4,SAJ4,SD16,SD4,SE,SG24,SHQ4,SJD2,SMA7,SMW2,SM12,SM14,SSX2,SSX4,SWX2,SWX4,SXS4, SX4, SX7, TX2, TX26, TX4, UXU, VX4, VX7, WDA6, WD12, WKD6, WKT2, WKT4, WKT6, WMA3, WME2, WME4 |
| 28 | 90114-SAO-000 | NUT, SELF-LOCK, 6MM | 1 | ----- | ----- | AR,DKR,HHQ4,HTF2,HT2,HXU,HX2,HX26,HX4,KRA4,KRF4,KRS4,KRT4,LAJ4,LHQ4,LS22,LSJ4,LXU,LX2,LX4,PX2,QA2,QB26,QHQ4,QH26,QJG2,QLL,QMA4,QMA8,QME4,QMX2,QWA4,QXC9,QXS2,QXU,QX2,QX26,QX4,QX7,RD4,RHC,RHQ4,RX4,SAJ4,SD16,SD4,SE,SG24,SHQ4,SJD2,SMA7,SMW2,SM12,SM14,SSX2,SSX4,SWX2,SWX4,SXS4, SX4, SX7, TX2, TX26, TX4, UXU, VX4, VX7, WDA6, WD12, WKD6, WKT2, WKT4, WKT6, WMA3, WME2, WME4 |
| 29 | 90605-230-000 | CIRCLIP, 5MM | 1 | ----- | ----- | AR,DKR,KRA4,KRF4,KRS4,KRT4,LAJ4,LS22,LSJ4,QJG2,QLL,QMA8,QME4,QMX2,QWA4,QXC9,SAJ4,SG24,SJD2,SMA7,SMW2,WKD6,WKT2,WKT4,WKT6,WME2 |
| 30 | 93500-04006-0H | SCREW, PAN, 4X6 | 2 | ----- | ----- | QB26,SM12,SM14 |
| | | | 1 | ----- | ----- | AR,DKR,KRA4,KRF4,KRS4,KRT4,LAJ4,LS22,LSJ4,QJG2,QLL,QMA8,QME4,QMX2,QWA4,QXC9,SAJ4,SG24,SJD2,SMA7,SMW2,WKD6,WKT2,WKT4,WKT6,WME2 |
| 31 | 93500-05016-0A | SCREW, PAN, 5X16 | 1 | ----- | ----- | AR,DKR,HHQ4,HTF2,HT2,HXU,HX2,HX26,HX4,KRA4,KRF4,KRS4,KRT4,LAJ4,LHQ4,LS22,LSJ4,LXU,LX2,LX4,QA2,QHQ4,QH26,QJG2,QLL,QMA4,QMA8,QME4,QMX2,QWA4,QXC9,QXS2,QXU,QX2,QX26,QX4,QX7,RD4,RHC,RHQ4,RX4,SAJ4,SD16,SD4,SE,SG24,SHQ4,SJD2,SMA7,SMW2,SSX2,SSX4,SWX2,SWX4,SXS4, SX4, SX7, WKD6, WKT2, WKT4, WKT6, WME2 |
| | | | 2 | ----- | ----- | QB26,SM12,SM14 |
| 32 | 94050-06000 | NUT, FLANGE, 6MM | 1 | ----- | ----- | AR,DKR,HHQ4,HTF2,HT2,HXU,HX2,HX26,HX4,KRA4,KRF4,KRS4,KRT4,LAJ4,LHQ4,LS22,LSJ4,LXU,LX2,LX4,PX2,QA2,QB26,QHQ4,QH26,QJG2,QLL,QMA4,QMA8,QME4,QMX2,QWA4,QXC9,QXS2,QXU,QX2,QX26,QX4,QX7,RD4,RHC,RHQ4,RX4,SAJ4,SD16,SD4,SE,SG24,SHQ4,SJD2,SMA7,SMW2,SM12,SM14,SSX2,SSX4,SWX2,SWX4,SXS4, SX4, SX7, TX2, TX26, TX4, UXU, VX4, VX7, WDA6, WD12, WKD6, WKT2, WKT4, WKT6, WMA3, WME2, WME4 |





Z4F0-E2201

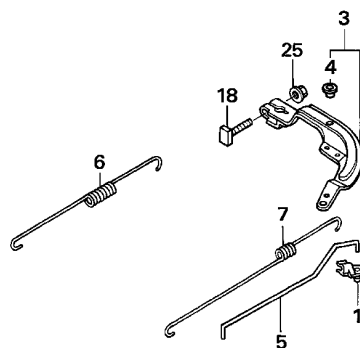
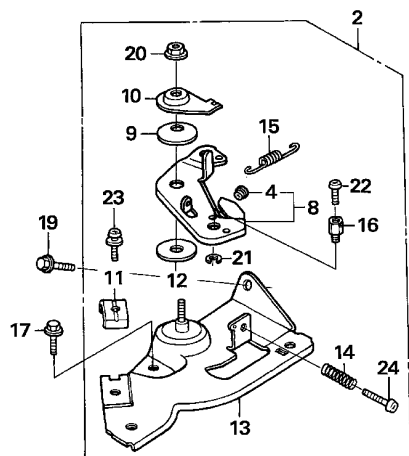
| Ref. No. | L.O.N. | (Relative ref. Number) Description | F.R.T. |
|----------|--------|------------------------------------|--------|
| 1 | 1161A0 | ARM, GOVERNOR | 0.2 |
| 2 | 1161B1 | ROD, GOVERNOR | 0.3 |
| 3 | 1161C5 | SPRING, GOVERNOR | 0.2 |
| 4 | 1161C2 | SPRING, THROTTLE RETURN | 0.3 |
| 5 | 1161A5 | CONTROL, THROTTLE/GOVERNOR ... | 0.2 |

| Ref. No. | Part No. | Description | Reqd. QTY | Serial No. | Parts catalogue code |
|----------|----------------|-------------------------------|-----------------|------------|----------------------------------|
| | | | GX 120 U1 | | |
| 1 | 16551-ZE0-010 | ARM, GOVERNOR | 1 | ----- | VED6,VEX,VEX7,VMS4,VPM4,VPR4,VXU |
| 2 | 16555-ZE0-000 | ROD, GOVERNOR | 1 | ----- | VED6,VEX,VEX7,VMS4,VPM4,VPR4,VXU |
| 3 | 16561-ZE0-020 | SPRING, GOVERNOR | 1 | ----- | VED6,VEX,VEX7,VMS4,VPM4,VPR4,VXU |
| 4 | 16562-ZE0-020 | SPRING, THROTTLE RETURN | 1 | ----- | VED6 |
| | 16562-ZE1-020 | | 1 | ----- | VEX,VEX7,VMS4,VPM4,VPR4,VXU |
| 5 | 16570-ZB0-000 | CONTROL ASSY. | 1 | ----- | VED6,VEX,VEX7,VMS4,VPM4,VPR4,VXU |
| 6 | 16584-883-300 | SPRING, CONTROL ADJUSTING ... | 1 | ----- | VED6,VEX,VEX7,VMS4,VPM4,VPR4,VXU |
| 7 | 16599-ZG1-M10 | COLLAR, STOPPER | (1) | ----- | VEX,VEX7,VMS4,VPM4,VPR4 |
| 8 | 90013-883-000 | BOLT, FLANGE, 6X12(CT200) ... | 2 | ----- | VED6,VEX,VEX7,VMS4,VPM4,VPR4,VXU |
| 9 | 90015-ZE5-010 | BOLT, GOVERNOR ARM | 1 | ----- | VED6,VEX,VEX7,VMS4,VPM4,VPR4,VXU |
| 10 | 90016-ZG9-N30 | SCREW, RECESSED, 5X25 | (1) | ----- | VEX,VEX7,VMS4,VPM4,VPR4 |
| 11 | 93500-05035-0A | SCREW, PAN, 5X35 | 1 | ----- | VED6,VEX,VEX7,VMS4,VPM4,VPR4,VXU |
| 12 | 94050-06000 | NUT, FLANGE, 6MM | 1 | ----- | VED6,VEX,VEX7,VMS4,VPM4,VPR4,VXU |

E-22-2

CONTROL(3)

F15



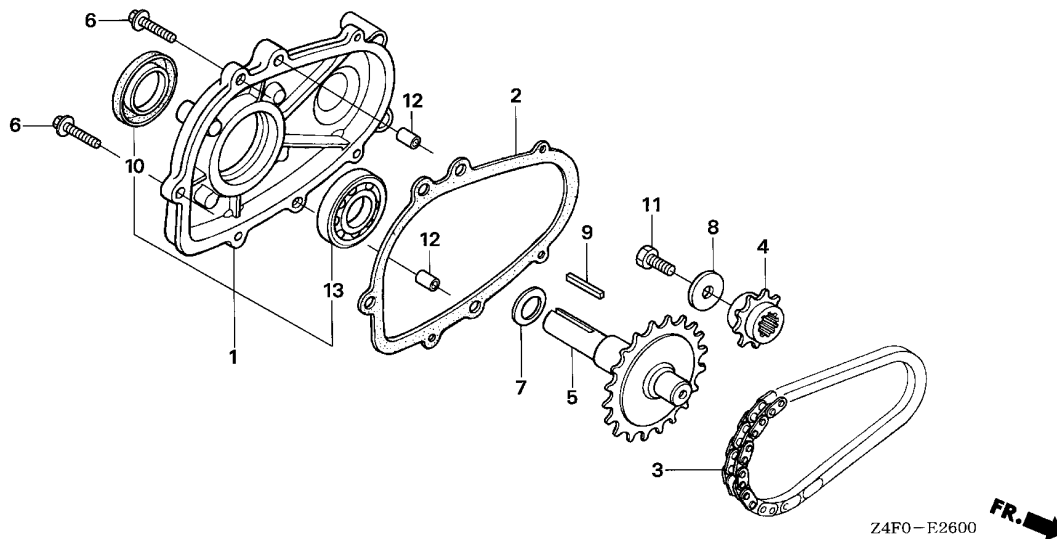
Z4F0-E2202



| Ref. No. | L.O.N. | (Relative ref. Number) Description | F.R.T. |
|----------|--------|------------------------------------|--------|
| 2 | 1161A5 | CONTROL, THROTTLE/GOVERNOR ... | 0.2 |
| 3 | 1161D0 | ARM, GOVERNOR(A) | 0.3 |
| 5 | 1161B1 | ROD, GOVERNOR | 0.3 |
| 6 | 1161C5 | SPRING, GOVERNOR | 0.2 |
| 7 | 1161C2 | SPRING, THROTTLE RETURN | 0.3 |

| Ref. No. | Part No. | Description | Reqd. QTY | Serial No. | Parts catalogue code |
|----------|----------------|---------------------------------|-----------------|------------|----------------------|
| | | | GX 120 U1 | | |
| 1 | 16263-883-W10 | JOINT, ROD | 1 | ----- | KRS5,KRS6 |
| 2 | 16500-ZK7-S50 | CONTROL ASSY. | 1 | ----- | KRS5,KRS6 |
| 3 | 16550-ZK7-S50 | ARM COMP., GOVERNOR | 1 | ----- | KRS5,KRS6 |
| 4 | 16552-896-650 | COLLAR, LEVER | 2 | ----- | KRS5,KRS6 |
| 5 | 16555-ZK7-S30 | ROD, GOVERNOR | 1 | ----- | KRS5,KRS6 |
| 6 | 16561-ZK7-S50 | SPRING, GOVERNOR | 1 | ----- | KRS5,KRS6 |
| 7 | 16562-ZE0-020 | SPRING, THROTTLE RETURN | 1 | ----- | KRS5,KRS6 |
| 8 | 16570-ZK7-S50 | LEVER COMP., CONTROL | 1 | ----- | KRS5,KRS6 |
| 9 | 16574-ZE1-000 | SPRING, LEVER | 1 | ----- | KRS5,KRS6 |
| 10 | 16575-ZH8-000 | WASHER, CONTROL LEVER | 1 | ----- | KRS5,KRS6 |
| 11 | 16576-891-000 | HOLDER, CABLE | 1 | ----- | KRS5,KRS6 |
| 12 | 16578-ZE1-000 | SPACER, CONTROL LEVER | 1 | ----- | KRS5,KRS6 |
| 13 | 16580-ZH7-810 | BASE COMP., CONTROL | 1 | ----- | KRS5,KRS6 |
| 14 | 16584-883-300 | SPRING, CONTROL ADJUSTING | 1 | ----- | KRS5,KRS6 |
| 15 | 16592-ZE1-810 | SPRING, CABLE RETURN | 1 | ----- | KRS5,KRS6 |
| 16 | 16594-883-010 | HOLDER, WIRE | 1 | ----- | KRS5,KRS6 |
| 17 | 90013-883-000 | BOLT, FLANGE, 6X12(CT200) | 1 | ----- | KRS5,KRS6 |
| 18 | 90015-ZE5-010 | BOLT, GOVERNOR ARM | 1 | ----- | KRS5,KRS6 |
| 19 | 90022-888-010 | BOLT, FLANGE, 6X20(CT200) | 1 | ----- | KRS5,KRS6 |
| 20 | 90114-SAO-000 | NUT, SELF-LOCK, 6MM | 1 | ----- | KRS5,KRS6 |
| 21 | 90605-230-000 | CIRCLIP, 5MM | 1 | ----- | KRS5,KRS6 |
| 22 | 93500-04006-OH | SCREW, PAN, 4X6 | 1 | ----- | KRS5,KRS6 |
| 23 | 93500-05016-OA | SCREW, PAN, 5X16 | 1 | ----- | KRS5,KRS6 |
| 24 | 93500-05025-OH | SCREW, PAN, 5X25 | 1 | ----- | KRS5,KRS6 |
| 25 | 94050-06000 | NUT, FLANGE, 6MM | 1 | ----- | KRS5,KRS6 |

2



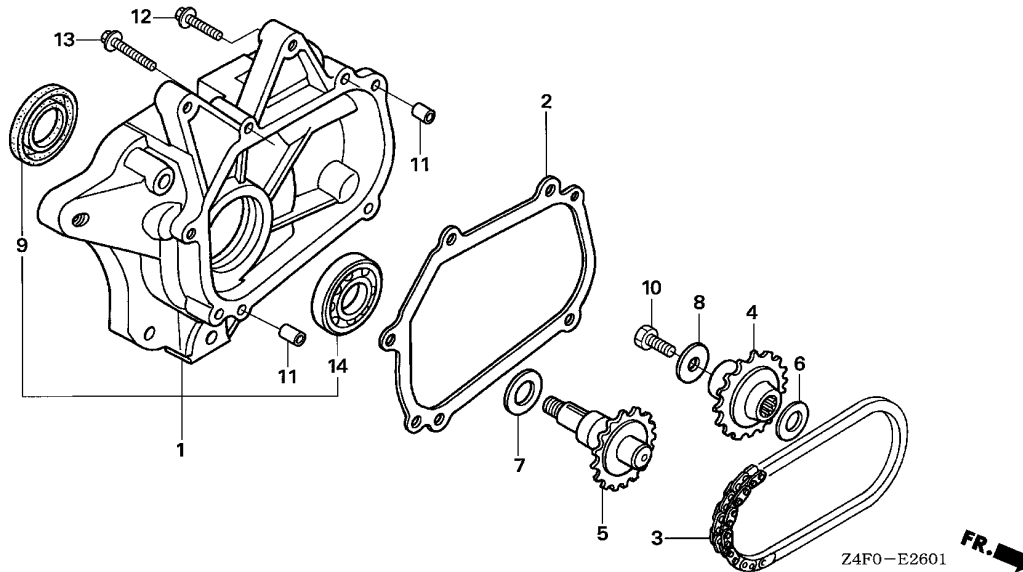
| Ref. No. | L.O.N. | (Relative ref. Number) Description | F.R.T. |
|----------|--------|---|--------|
| 1 | | (2) | |
| | 2141W9 | COVER, CHAIN CASE AND/OR PACKING, CHAIN CASE COVER (L-TYPE) | 0.2 |
| 3 | 2141W2 | CHAIN, POWER TAKE OFF DRIVE (L-TYPE) | 0.3 |
| 4 | 2141X0 | SPROCKET, POWER TAKE OFF DRIVE CHAIN(L-TYPE) | 0.3 |
| 5 | 2141V7 | SHAFT, POWER TAKE OFF(L-TYPE) | 0.3 |
| 10 | 2141X3 | OIL SEAL, POWER TAKE OFF SHAFT (L-TYPE) :REAR | 0.2 |
| 13 | 2141X8 | BEARING, POWER TAKE OFF SHAFT (L-TYPE) :REAR | 0.3 |

| Ref. No. | Part No. | Description | Reqd. QTY | | Serial No. | Parts catalogue code |
|----------|----------------|--|-----------|-------|------------|---------------------------------|
| | | | GX | U1 | | |
| 1 | 11500-ZE1-611 | COVER ASSY., CHAIN CASE | 1 | ----- | ----- | KRT4,LAJ4,LHQ4,LSJ4,LXU,LX2,LX4 |
| 2 | 11521-ZH8-800 | PACKING, CHAIN CASE COVER ... | 1 | ----- | ----- | KRT4,LAJ4,LHQ4,LSJ4,LXU,LX2,LX4 |
| 3 | 14411-ZE0-611 | CHAIN, P.T.O. DRIVE (DID270S-DHA-36LE) | 1 | ----- | ----- | LAJ4,LHQ4,LSJ4,LXU,LX2,LX4 |
| | 14411-ZH7-V91 | CHAIN, P.T.O. DRIVE (DID270FH DHA-36LE) | 1 | ----- | ----- | KRT4 |
| 4 | 23110-ZE0-610 | SPROCKET, DRIVE (14T) | 1 | ----- | ----- | LAJ4,LHQ4,LSJ4,LXU,LX2,LX4 |
| | 23110-ZH7-V90 | | 1 | ----- | ----- | KRT4 |
| 5 | 23710-ZE0-613 | SHAFT, P.T.O. | 1 | ----- | ----- | KRT4,LAJ4,LHQ4,LSJ4,LXU,LX2,LX4 |
| 6 | 90015-883-000 | BOLT, FLANGE, 6X28 | 5 | ----- | ----- | KRT4,LAJ4,LHQ4,LSJ4,LXU,LX2,LX4 |
| 7 | 90456-ZE1-000 | SPRING, THRUST | 1 | ----- | ----- | KRT4,LAJ4,LHQ4,LSJ4,LXU,LX2,LX4 |
| 8 | 90471-ZE1-610 | WASHER, 8MM | 1 | ----- | ----- | KRT4,LAJ4,LHQ4,LSJ4,LXU,LX2,LX4 |
| 9 | 90741-883-810 | KEY, 5X5X33 (YELLOW) | 1 | ----- | ----- | KRT4,LAJ4,LHQ4,LSJ4,LXU,LX2,LX4 |
| 10 | 91201-Z0T-801 | OIL SEAL, 25X41X6 | 1 | ----- | ----- | KRT4,LAJ4,LHQ4,LSJ4,LXU,LX2,LX4 |
| 11 | 92101-08025-0A | BOLT, HEX., 8X25 | 1 | ----- | ----- | KRT4,LAJ4,LHQ4,LSJ4,LXU,LX2,LX4 |
| 12 | 94301-08140 | DOWEL PIN, 8X14 | 2 | ----- | ----- | KRT4,LAJ4,LHQ4,LSJ4,LXU,LX2,LX4 |
| 13 | 96100-62050-00 | BEARING, RADIAL BALL, 6205 .. | 1 | ----- | ----- | KRT4,LAJ4,LHQ4,LSJ4,LXU,LX2,LX4 |

E-26-1

REDUCTION(2)

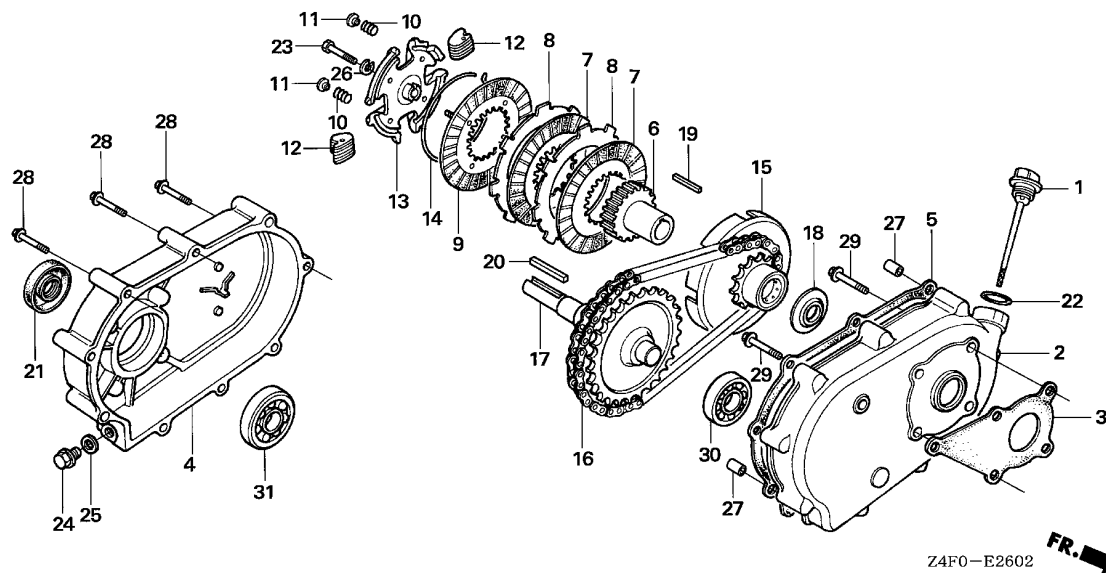
G 1



| Ref. No. | L.O.N. | (Relative ref. Number) Description | F.R.T. |
|-----------|--------|---|--------|
| 1 | | (2) | |
| 2141W6 | | COVER, CHAIN CASE AND/OR PACKING, CHAIN CASE COVER (STD-TYPE) | 0.2 |
| 3 2141W4 | | CHAIN, POWER TAKE OFF DRIVE (STD-TYPE) | 0.4 |
| 4 2141Y8 | | SPROCKET, POWER TAKE OFF DRIVE CHAIN(STD-TYPE) | 0.4 |
| 5 2141W0 | | SHAFT, POWER TAKE OFF (STD-TYPE) | 0.3 |
| 9 2141X6 | | OIL SEAL, POWER TAKE OFF SHAFT (STD-TYPE) :REAR | 0.2 |
| 14 2141Y1 | | BEARING, POWER TAKE OFF SHAFT (STD-TYPE) :REAR | 0.3 |

| Ref. No. | Part No. | Description | Reqd. QTY | Serial No. | Parts catalogue code |
|----------|----------------|-------------------------------|-----------------|------------|---------------------------------|
| | | | GX 120 U1 | | |
| 1 | 11500-ZK7-V00 | COVER ASSY., CHAIN CASE | 1 | ----- | AR,DKR,KRA4,KRF4,KRS4,KRS5,KRS6 |
| 2 | 11521-ZK7-V00 | PACKING, CHAIN CASE COVER ... | 1 | ----- | AR,DKR,KRA4,KRF4,KRS4,KRS5,KRS6 |
| 3 | 14411-ZK7-V01 | CHAIN, P.T.O. DRIVE | 1 | ----- | AR,DKR,KRA4,KRF4,KRS4,KRS5,KRS6 |
| 4 | 23121-ZK7-V00 | SPROCKET, DRIVE (17T) | 1 | ----- | AR,DKR,KRA4,KRF4,KRS4,KRS5,KRS6 |
| 5 | 23151-ZK7-V00 | SHAFT, P.T.O. | 1 | ----- | AR,DKR,KRA4,KRF4,KRS4,KRS5,KRS6 |
| 6 | 90454-428-000 | WASHER, THRUST, 20X1.00 | 1 | ----- | AR,DKR,KRA4,KRF4,KRS4,KRS5,KRS6 |
| 7 | 90456-ZE1-000 | SPRING, THRUST | 1 | ----- | AR,DKR,KRA4,KRF4,KRS4,KRS5,KRS6 |
| 8 | 90471-ZE1-610 | WASHER, 8MM | 1 | ----- | AR,DKR,KRA4,KRF4,KRS4,KRS5,KRS6 |
| 9 | 91252-888-003 | OIL SEAL, 25X38X7(ARAI) | 1 | ----- | AR,DKR,KRA4,KRF4,KRS4,KRS5,KRS6 |
| 10 | 92101-08025-0A | BOLT, HEX., 8X25 | 1 | ----- | AR,DKR,KRA4,KRF4,KRS4,KRS5,KRS6 |
| 11 | 94303-08140 | DOWEL PIN, 8X14 | 2 | ----- | AR,DKR,KRA4,KRF4,KRS4,KRS5,KRS6 |
| 12 | 95701-08035-00 | BOLT, FLANGE, 8X35 | 4 | ----- | AR,DKR,KRA4,KRF4,KRS4,KRS5,KRS6 |
| 13 | 95701-08055-00 | BOLT, FLANGE, 8X55 | 1 | ----- | AR,DKR,KRA4,KRF4,KRS4,KRS5,KRS6 |
| 14 | 96100-60050-00 | BEARING, RADIAL BALL, 6005 .. | 1 | ----- | AR,DKR,KRA4,KRF4,KRS4,KRS5,KRS6 |

2

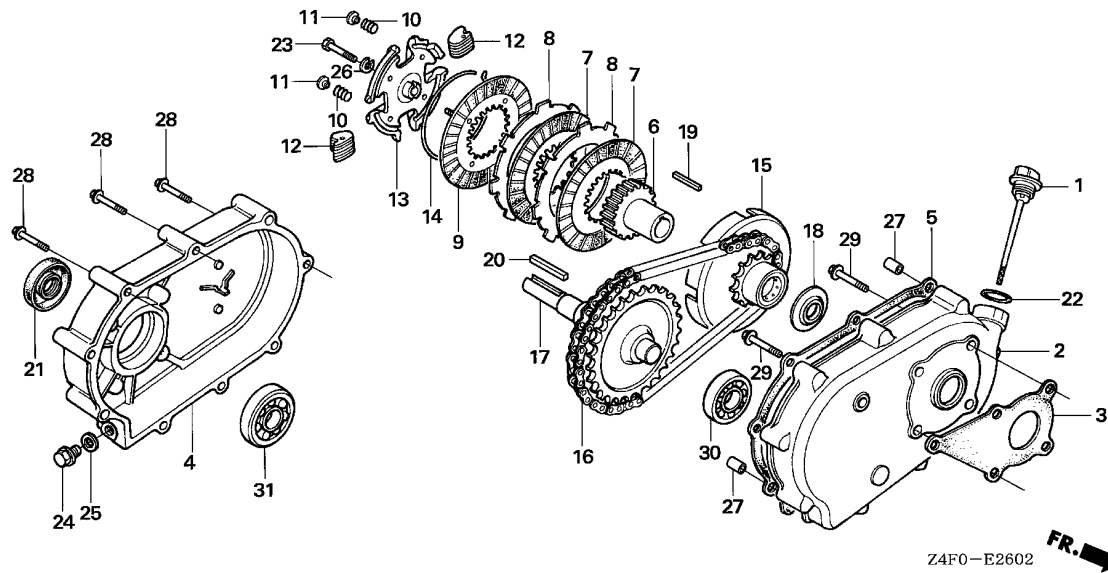


| Ref. No. | L.O.N. | (Relative ref. Number) Description | F.R.T. |
|----------|--------|---|--------|
| 2 | 2141Y6 | CASE, REDUCTION(R-TYPE) | 0.3 |
| 3 | 2141Z7 | PACKING, REDUCTION CASE (R-TYPE) | 0.2 |
| 4 | 2141W7 | COVER, REDUCTION AND/OR PACKING, REDUCTION COVER (R-TYPE) | 0.4 |
| 5 | 2141R2 | PACKING, REDUCTION COVER | 0.3 |
| 7 | 2141Z0 | DISC, REDUCTION CLUTCH FRICTION | 0.3 |
| 8 | 2141Z1 | PLATE, REDUCTION CLUTCH | 0.3 |
| 9 | 2141Z2 | PLATE, REDUCTION CLUTCH PRESSURE | 0.3 |
| 15 | 2141X1 | SPROCKET, POWER TAKE OFF DRIVE CHAIN(R-TYPE) | 0.3 |
| 16 | 2141W3 | CHAIN, POWER TAKE OFF DRIVE (R-TYPE) | 0.3 |
| 17 | 2141V8 | SHAFT, POWER TAKE OFF(R-TYPE) | 0.3 |
| 21 | 2141X4 | OIL SEAL, POWER TAKE OFF SHAFT (R-TYPE) :REAR | 0.3 |
| 30 | 2141Y5 | BEARING, POWER TAKE OFF SHAFT (R-TYPE) :FRONT | 0.4 |
| 31 | 2141X9 | BEARING, POWER TAKE OFF SHAFT (R-TYPE) :REAR | 0.4 |

Z4F0-E2602



| Ref. No. | Part No. | Description | Reqd. QTY | Serial No. | Parts catalogue code |
|----------|----------------|------------------------------------|-----------------|------------|----------------------|
| | | | GX 120 U1 | | |
| 1 | 15600-ZH7-000 | CAP ASSY., OIL FILLER | 1 | ----- | RD4,RHC,RHQ4,RX4 |
| 2 | 21510-883-621 | CASE, REDUCTION | 1 | ----- | RD4,RHC,RHQ4,RX4 |
| 3 | 21591-ZH8-620 | PACKING, REDUCTION CASE | 1 | ----- | RD4,RHC,RHQ4,RX4 |
| 4 | 21610-822-611 | COVER, REDUCTION | 1 | ----- | RD4,RHC,RHQ4,RX4 |
| 5 | 21691-ZH8-800 | PACKING, REDUCTION COVER | 1 | ----- | RD4,RHC,RHQ4,RX4 |
| 6 | 22121-887-620 | CENTER, CLUTCH | 1 | ----- | RD4,RHC,RHQ4,RX4 |
| 7 | 22201-822-610 | DISK, CLUTCH FRICTION | 2 | ----- | RD4,RHC,RHQ4,RX4 |
| 8 | 22311-822-610 | PLATE, CLUTCH | 2 | ----- | RD4,RHC,RHQ4,RX4 |
| 9 | 22350-822-610 | PLATE COMP., CLUTCH PRESSURE | 1 | ----- | RD4,RHC,RHQ4,RX4 |
| 10 | 22411-822-611 | SPRING, CLUTCH FREE | 4 | ----- | RD4,RHC,RHQ4,RX4 |
| 11 | 22421-822-610 | HOLDER, CLUTCH SPRING | 4 | ----- | RD4,RHC,RHQ4,RX4 |
| 12 | 22521-822-610 | WEIGHT, CLUTCH | 48 | ----- | RD4,RHC,RHQ4,RX4 |
| 13 | 22531-887-620 | HOLDER, CLUTCH WEIGHT | 1 | ----- | RD4,RHC,RHQ4,RX4 |
| 14 | 22535-822-610 | CENTER, CLUTCH WEIGHT | 1 | ----- | RD4,RHC,RHQ4,RX4 |
| 15 | 23120-883-620 | SPROCKET COMP., DRIVE | 1 | ----- | RD4,RHC,RHQ4,RX4 |
| 16 | 23161-822-611 | CHAIN, DRIVE (RK428SH-36LE) | 1 | ----- | RD4,RHC,RHQ4,RX4 |
| 17 | 23711-822-610 | SHAFT COMP., P.T.O. (28T) | 1 | ----- | RD4,RHC,RHQ4,RX4 |
| 18 | 90403-887-620 | WASHER, THRUST, 18MM | 1 | ----- | RD4,RHC,RHQ4,RX4 |
| 19 | 90741-883-621 | KEY, 5MM | 1 | ----- | RD4,RHC,RHQ4,RX4 |
| 20 | 90741-889-810 | KEY, 7X7X33(YELLOW) | 1 | ----- | RD4,RHC,RHQ4,RX4 |
| 21 | 91202-805-610 | OIL SEAL (PJ30507) | 1 | ----- | RD4,RHC,RHQ4,RX4 |
| 22 | 91301-805-000 | O-RING, 26X2.7 | 1 | ----- | RD4,RHC,RHQ4,RX4 |
| 23 | 92101-08035-0A | BOLT, HEX., 8X35 | 1 | ----- | RD4,RHC,RHQ4,RX4 |
| 24 | 92800-12000 | BOLT, DRAIN PLUG, 12MM | 1 | ----- | RD4,RHC,RHQ4,RX4 |
| 25 | 94109-12000 | WASHER, DRAIN PLUG, 12MM | 1 | ----- | RD4,RHC,RHQ4,RX4 |

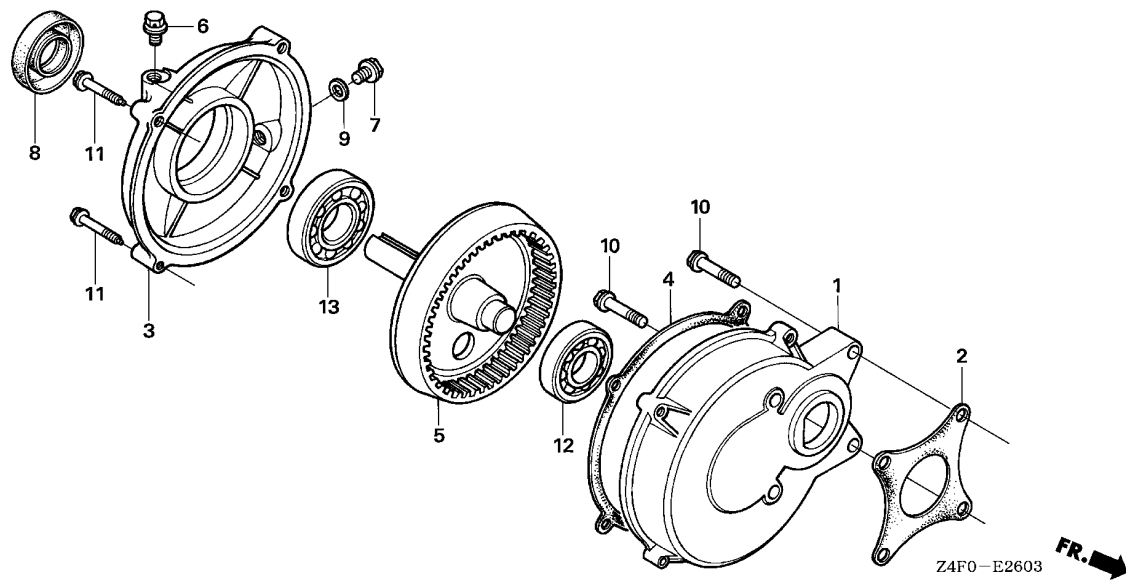


| Ref. No. | Part No. | Description | Reqd. QTY | | Serial No. | Parts catalogue code |
|----------|----------------|-------------------------------|-----------|-------|------------------|----------------------|
| | | | GX | U1 | | |
| 26 | 94111-08800 | WASHER, SPRING, 8MM | 1 | ----- | RD4,RHC,RHQ4,RX4 | |
| 27 | 94301-08100 | DOWEL PIN, 8X10 | 2 | ----- | RD4,RHC,RHQ4,RX4 | |
| 28 | 95701-06055-00 | BOLT, FLANGE, 6X55 | 9 | ----- | RD4,RHC,RHQ4,RX4 | |
| 29 | 95701-08022-00 | BOLT, FLANGE, 8X22 | 5 | ----- | RD4,RHC,RHQ4,RX4 | |
| 30 | 96100-62050-00 | BEARING, RADIAL BALL, 6205 .. | 1 | ----- | RD4,RHC,RHQ4,RX4 | |
| 31 | 96100-62060-00 | BEARING, RADIAL BALL, 6206 .. | 1 | ----- | RD4,RHC,RHQ4,RX4 | |

E-26-3

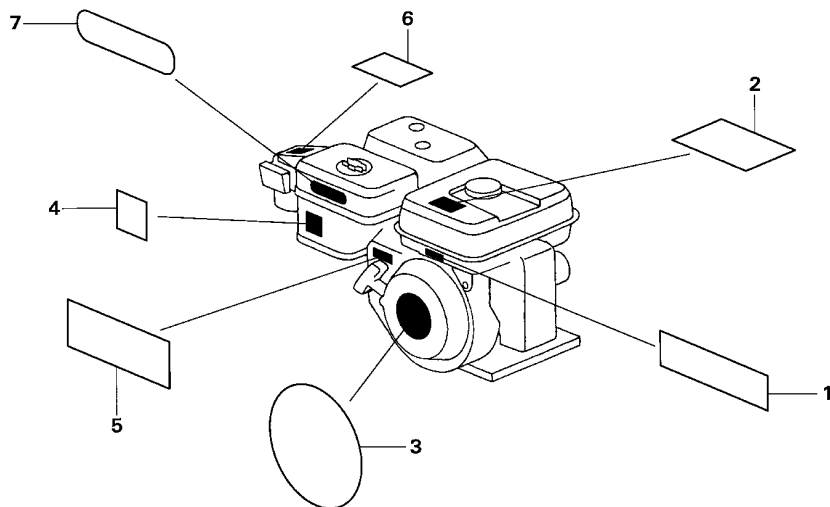
REDUCTION(4)

G 4



| Ref. No. | L.O.N. | (Relative ref. Number) Description | F.R.T. |
|----------|--------|---|--------|
| 1 | 2141Y7 | CASE, REDUCTION(H-TYPE) | 0.2 |
| 2 | 2141Z8 | PACKING, REDUCTION CASE (H-TYPE) | 0.2 |
| 3 | 2141W8 | COVER, REDUCTION AND/OR PACKING, REDUCTION COVER (H-TYPE) | 0.3 |
| 4 | 2141Z8 | PACKING, REDUCTION CASE (H-TYPE) | 0.2 |
| 5 | 2141V9 | SHAFT, POWER TAKE OFF(H-TYPE) | 0.2 |
| 8 | 2141X5 | OIL SEAL, POWER TAKE OFF SHAFT (H-TYPE) :REAR | 0.2 |
| 12 | 2141Y4 | BEARING, POWER TAKE OFF SHAFT (H-TYPE) :FRONT | 0.3 |
| 13 | 2141Y0 | BEARING, POWER TAKE OFF SHAFT (H-TYPE) :REAR | 0.3 |

| Ref. No. | Part No. | Description | Reqd. QTY | Serial No. | Parts catalogue code |
|----------|----------------|--------------------------------|-----------------|------------|--------------------------------|
| | | | GX 120 U1 | | |
| 1 | 21521-883-741 | CASE, REDUCTION | 1 | ----- | HHQ4,HTF2,HT2,HXU,HX2,HX26,HX4 |
| 2 | 21591-ZH8-740 | PACKING, REDUCTION CASE | 1 | ----- | HHQ4,HTF2,HT2,HXU,HX2,HX26,HX4 |
| 3 | 21621-883-741 | COVER, REDUCTION | 1 | ----- | HHQ4,HTF2,HT2,HXU,HX2,HX26,HX4 |
| 4 | 21692-ZH8-800 | PACKING, REDUCTION COVER | 1 | ----- | HHQ4,HTF2,HT2,HXU,HX2,HX26,HX4 |
| 5 | 23710-883-740 | SHAFT, P.T.O. | 1 | ----- | HHQ4,HTF2,HT2,HXU,HX2,HX26,HX4 |
| 6 | 90002-883-740 | BOLT, BREATHING | 1 | ----- | HHQ4,HTF2,HT2,HXU,HX2,HX26,HX4 |
| 7 | 90131-883-000 | BOLT, DRAIN PLUG, 12X15 | 1 | ----- | HHQ4,HTF2,HT2,HXU,HX2,HX26,HX4 |
| 8 | 91201-ZOT-801 | OIL SEAL, 25X41X6 | 1 | ----- | HHQ4,HTF2,HT2,HXU,HX2,HX26,HX4 |
| 9 | 94109-12000 | WASHER, DRAIN PLUG, 12MM | 1 | ----- | HHQ4,HTF2,HT2,HXU,HX2,HX26,HX4 |
| 10 | 95701-08032-08 | BOLT, FLANGE, 8X32 | 4 | ----- | HHQ4,HTF2,HT2,HXU,HX2,HX26,HX4 |
| 11 | 95701-08035-00 | BOLT, FLANGE, 8X35 | 4 | ----- | HHQ4,HTF2,HT2,HXU,HX2,HX26,HX4 |
| 12 | 96100-62040-00 | BEARING, RADIAL BALL, 6204 .. | 1 | ----- | HHQ4,HTF2,HT2,HXU,HX2,HX26,HX4 |
| 13 | 96100-63050-00 | BEARING, RADIAL BALL, 6305 .. | 1 | ----- | HHQ4,HTF2,HT2,HXU,HX2,HX26,HX4 |



Z4F0-E2800

Ref. L.O.N. (Relative ref. Number) F.R.T.
No. Description

NO INFORMATION

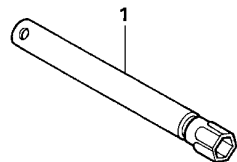
| Ref. No. | Part No. | Description | Reqd. QTY | Serial No. | Parts catalogue code |
|----------|---------------|---|-----------------|------------|---|
| | | | GX 120 U1 | | |
| 1 | 87135-ZE2-020 | LABEL, E-SPEC (15.5X27.5) ... | 1 | ----- | DKR,HXU,LXU,QXU,UXU,VXU |
| 2 | 87516-ZH7-000 | MARK, OPERATOR CAUTION (ENGLISH)(MADE IN JAPAN) | 1 | ----- | HHQ4,HTF2,HT2,HXU,HX2,HX26,HX4,LAJ4,LHQ4,LSJ4,LXU,LX2,LX4, PX2,QA2 QB26,QHQ4,QH26,QJG2,QLL,QMA4,QMA8,QME4,QMX2,QXC9,QXS2,QXU,QX2,QX26,QX4 QX7,RD4,RHQ4,RX4,SAJ4,SD16,SD4,SE,SG24,SHQ4,SJD2,SMA7,SMW2,SM12,SM14,SSX2 SSX4,SWX4,SXS4, SX4, SX7, TX2, TX26, TX4, UXU, VED6, VEX, VEX7, VMS4, VPM4, VPR4, VXU VX4, VX7, WDA6, WD12, WKD6, WKT2, WKT4, WKT6, WMA3, WME2, WME4 |
| | 87516-ZH7-810 | MARK, OPERATOR CAUTION (PICTOGRAPH)(MADE IN JAPAN) | (1) | | |
| 3 | 87521-ZH7-030 | EMBLEM (4.0) | 1 | ----- | AR,DKR,HHQ4,HTF2,HT2,HXU,HX2,HX26,HX4,KRA4,KRF4,KRS4,KRS5,KRS6,KRT4,LAJ4 LHQ4,LSJ4,LXU,LX2,LX4, PX2,QA2,QHQ4,QH26,QJG2,QLL,QMA4,QMA8,QME4,QMX2,QXC9,QXS2 QXU,QX2,QX26,QX4,QX7,RD4,RHC,RHQ4,RX4,SAJ4,SD16,SD4,SE,SG24,SHQ4,SJD2 SMA7,SMW2,SM12,SM14,SSX2,SSX4,SWX4,SXS4, SX4, SX7, TX2, TX26, TX4, UXU, VED6, VEX VEX7,VMS4,VXU,VX4,VX7,WDA6,WD12,WKD6,WKT2,WKT4,WKT6,WMA3 WME2,WME4 VPM4,VPR4 |
| 4 | 87528-ZB2-630 | MARK, CHOKE | 1 | ----- | AR,DKR,HHQ4,HTF2,HT2,HXU,HX2,HX26,HX4,KRA4,KRF4,KRT4,LAJ4,LHQ4,LSJ4 |
| | 87528-ZH7-000 | MARK, CHOKE (GRAY) | 1 | ----- | LXU,LX2,LX4, PX2,QA2,QB26,QHQ4,QH26,QJG2,QLL,QMA4,QMA8,QME4,QMX2,QXC9,QXS2 QXU,QX2,QX26,QX4,QX7,RD4,RHC,RHQ4,RX4,SAJ4,SD16,SD4,SE,SG24,SHQ4,SJD2 SMA7,SMW2,SM12,SM14,SSX2,SSX4,SWX4,SXS4, SX4, SX7, TX2, TX26, TX4, UXU, VED6, VEX VEX7,VMS4,VXU,VX4,VX7,WDA6,WD12,WKD6,WKT2,WKT4,WKT6,WMA3,WME2,WME4 |
| 5 | 87532-ZH7-000 | MARK, THROTTLE INDICATION ... | 1 | ----- | HHQ4,HTF2,HT2,HXU,HX2,HX26,HX4,LAJ4,LHQ4,LSJ4,LXU,LX2,LX4, PX2,QA2,QB26 QHQ4,QH26,QJG2,QLL,QMA4,QMA8,QME4,QMX2,QWA4,QXC9,QXS2,QXU,QX2,QX26,QX4 QX7,RD4,RHC,RHQ4,RX4,SAJ4,SD16,SD4,SE,SG24,SHQ4,SMA7,SMW2,SM12,SM14,SSX2 SSX4,SWX4,SXS4, SX4, SX7, TX2, TX26, TX4, UXU, VX4, VX7, WDA6, WD12, WKD6, WKT2, WKT4 WKT6,WMA3,WME2,WME4 |
| 6 | 87534-ZE1-841 | LABEL, AIR CLEANER CAUTION .. | 1 | ----- | QXC9 |
| 7 | 87535-ZE1-841 | MARK, AIR CLEANER SALES POINT | 1 | ----- | QXC9 |



E-29

TOOL

G 6



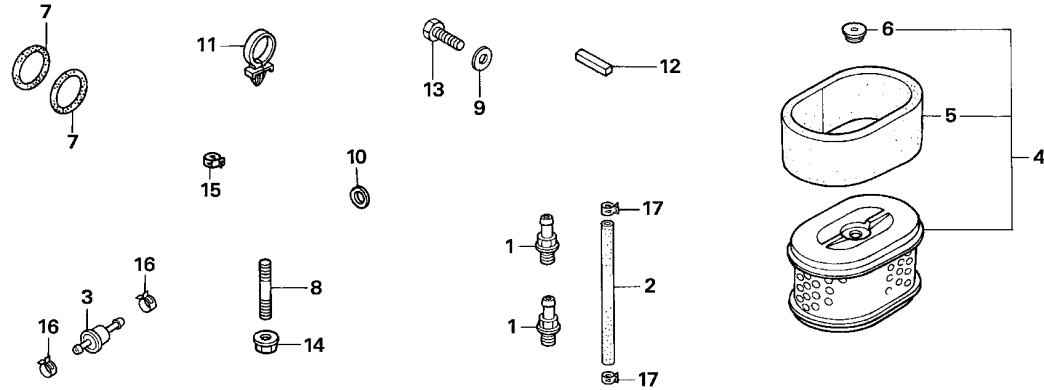
Z4F0-E2900

| Ref. No. | L.O.N. | (Relative ref. Number) | Description | F.R.T. |
|----------|--------|------------------------|-------------|--------|
|----------|--------|------------------------|-------------|--------|

NO INFORMATION

| Ref. No. | Part No. | Description | Reqd. QTY | Serial No. | Parts catalogue code |
|----------|---------------|-------------------------------|-----------------|------------|--|
| | | | GX 120 U1 | | |
| 1 | 89218-ZE1-000 | WRENCH COMP., SPARK PLUG | 1 | ----- | AR,DKR,KRA4,KRF4,KRS4,KRS5,KRS6,KRT4,LAJ4,LSJ4,QMA8,QMX2,QWA4,RHC,SAJ4 SMA7,SMW2,SM12,SM14,SSX2,SSX4,VED6,WDA6,WD12,WKD6,WKT2,WKT4,WKT6,WMA3 WME2,WME4 QA2,QXC9 |
| | | | (1) | ----- | |

2

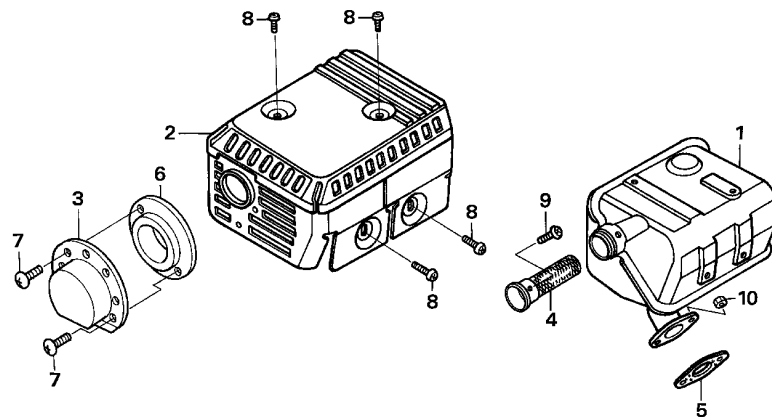


Z4F0-E4000

Ref. L.O.N. (Relative ref. Number) F.R.T.
No. Description

NO INFORMATION

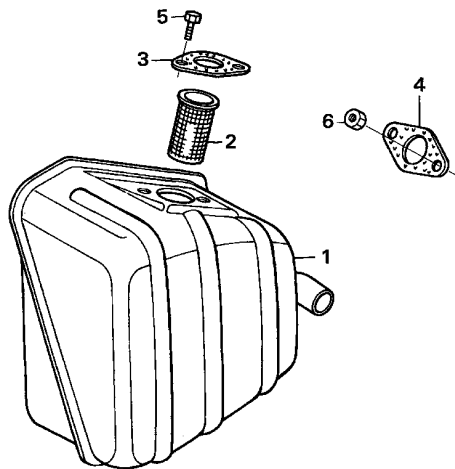
| Ref. No. | Part No. | Description | Reqd. QTY | Serial No. | Parts catalogue code |
|----------|----------------|--------------------------------|-----------------|------------|---------------------------------|
| | | | GX 120 U1 | | |
| 1 | 15550-ZK8-P90 | JOINT, DRAIN | 2 | ----- | SM12,SM14 |
| 2 | 15552-ZB9-000 | TUBE, DRAIN | 1 | ----- | SM12,SM14 |
| 3 | 16910-GB2-005 | STRAINER COMP., FUEL | 1 | ----- | AR,KRA4,KRF4,KRT4 |
| 4 | 17210-ZE1-822 | ELEMENT, AIR CLEANER (DUAL) .. | 1 | ----- | KRS6 |
| 5 | 17218-ZE1-821 | FILTER, OUTER | 1 | ----- | KRS6 |
| 6 | 17232-891-000 | GROMMET, AIR CLEANER | 1 | ----- | KRS6 |
| 7 | 78118-YB0-003 | RING, SEAL (B) | 2 | ----- | WME4 |
| 8 | 90001-ZK7-V00 | BOLT, STUD, 10X32 | 3 | ----- | AR,DKR,KRA4,KRF4,KRS4,KRS5,KRS6 |
| | 90002-ZK7-V00 | BOLT, STUD, 10X60 | 1 | ----- | AR,DKR,KRA4,KRF4,KRS4,KRS5,KRS6 |
| 9 | 90473-842-000 | WASHER, 8MM | 1 | ----- | RHC |
| 10 | 90601-ZE1-000 | WASHER, DRAIN PLUG, 10.2MM .. | 3 | ----- | SM12,SM14 |
| 11 | 90617-SAO-003 | CLIP, WIRE HARNESS | 1 | ----- | KRS4 |
| 12 | 90741-883-810 | KEY, 5X5X33 (YELLOW) | 1 | ----- | SG24 |
| 13 | 92101-08025-0A | BOLT, HEX., 8X25 | 1 | ----- | RHC |
| 14 | 94050-10000 | NUT, FLANGE, 10MM | 4 | ----- | AR,DKR,KRA4,KRF4,KRS4,KRS5,KRS6 |
| 15 | 95002-40800-08 | CLAMP, TUBE (D8) | 1 | ----- | KRS5,KRS6 |
| 16 | 95002-40850-08 | CLAMP, TUBE (D8.5) | 2 | ----- | AR,KRA4,KRF4,KRT4 |
| 17 | 95002-41200-08 | CLAMP, TUBE (D12) | 2 | ----- | SM12,SM14 |



Z4F0-E4001

| Ref. No. | L.O.N. | (Relative ref. Number) Description | F.R.T. |
|----------|--------|---|--------|
| 1 | 3131C5 | MUFFLER, EXHAUST | 0.2 |
| 2 | 3131D5 | PROTECTOR, EXHAUST MUFFLER :UPPER | 0.2 |
| 4 | 3131A1 | ARRESTER, SPARK | 0.2 |

| Ref. No. | Part No. | Description | Reqd. QTY | | Serial No. | Parts catalogue code |
|----------|----------------|-----------------------------------|-----------|-------|------------|--------------------------|
| | | | GX | U1 | | |
| 1 | 18310-ZF1-000 | MUFFLER COMP. (STD.) | 1 | ----- | ----- | QB26 |
| | 18310-ZH8-810 | MUFFLER COMP. (ARRESTER) | 1 | ----- | ----- | RHC |
| 2 | 18320-ZF1-H01 | PROTECTOR, MUFFLER (STD.) (BLACK) | 1 | ----- | ----- | RHC |
| 3 | 18340-ZE1-010 | DEFLECTOR COMP. | 1 | ----- | ----- | LAJ4,LSJ4,SAJ4,SWX2,SWX4 |
| 4 | 18355-ZE1-000 | ARRESTER, SPARK | 1 | ----- | ----- | RHC |
| | 18355-ZE1-810 | ARRESTER, SPARK (SILENT) | 1 | ----- | ----- | VPM4 |
| 5 | 18381-ZH8-800 | GASKET, MUFFLER | 1 | ----- | ----- | QB26,RHC,VPM4 |
| 6 | 18522-ZE1-000 | GUIDE, MUFFLER | 1 | ----- | ----- | LAJ4,LSJ4,SAJ4,SWX2,SWX4 |
| 7 | 90002-ZG0-003 | SCREW, TAPPING, 4X8 | 2 | ----- | ----- | LAJ4,LSJ4,SAJ4,SWX2,SWX4 |
| 8 | 90050-ZE1-000 | SCREW, TAPPING, 5X8 | 4 | ----- | ----- | RHC |
| 9 | 90055-ZE1-000 | SCREW, TAPPING, 4X6 | 1 | ----- | ----- | RHC |
| 10 | 94001-08000-0S | NUT, HEX., 8MM | 2 | ----- | ----- | QB26,RHC,VPM4 |



Z4F0-E4002

| Ref. No. | L.O.N. | (Relative ref. Number) Description | F.R.T. |
|----------|--------|------------------------------------|--------|
| 1 | 3131C5 | MUFFLER, EXHAUST | 0.2 |
| 2 | 3131A1 | ARRESTER, SPARK | 0.2 |
| 4 | 3131B4 | GASKET, EXHAUST MUFFLER | 0.2 |

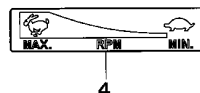
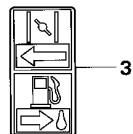
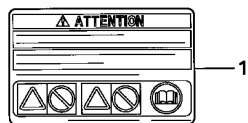
| Ref. No. | Part No. | Description | Reqd. QTY | | Serial No. | Parts catalogue code |
|----------|----------------|------------------------|-----------|-------|------------|----------------------|
| | | | GX | U1 | | |
| 1 | 18310-ZB3-C00 | MUFFLER COMP. | 1 | ----- | ----- | VPR4 |
| 2 | 18355-898-630 | ARRESTER, SPARK | 1 | ----- | ----- | VPR4 |
| 3 | 18381-ZE1-800 | GASKET, MUFFLER | 1 | ----- | ----- | VPR4 |
| 4 | 18381-ZH8-800 | GASKET, MUFFLER | 1 | ----- | ----- | VPR4 |
| 5 | 92101-08020-0A | BOLT, HEX., 8X20 | 2 | ----- | ----- | VPR4 |
| 6 | 94001-08000-0S | NUT, HEX., 8MM | 2 | ----- | ----- | VPR4 |



E-40-3

OTHER PARTS(4)

G10



Z4F0-E4003

Ref. L.O.N. (Relative ref. Number) F.R.T.
No. Description

NO INFORMATION

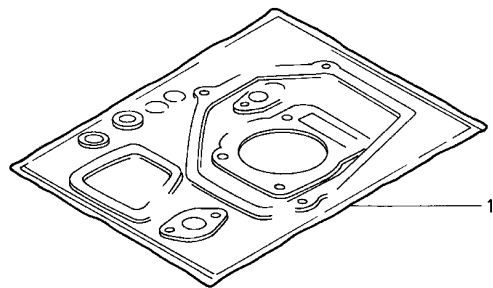
2

| Ref. No. | Part No. | Description | Reqd. QTY | Serial No. | Parts catalogue code |
|----------|---------------|--|-----------|------------|--|
| 1 | 87516-ZH7-000 | MARK, OPERATOR CAUTION (ENGLISH) (MADE IN JAPAN) | 1 | ----- | AR,DKR,KRA4,KRF4,KRS4,KRS5,KRS6,KRT4,QWA4,RHC,SWX2 |
| | 87516-ZH7-800 | MARK, OPERATOR CAUTION (FRENCH) (MADE IN JAPAN) | 1 | ----- | |
| 2 | 87521-ZH7-030 | EMBLEM (4.0) | 1 | ----- | VPM4,VPR4 |
| 3 | 87528-ZH7-000 | MARK, CHOKE (GRAY) | 1 | ----- | KRS4,KRS5,KRS6,QWA4,SWX2 |
| 4 | 87532-ZH7-000 | MARK, THROTTLE INDICATION ... | 1 | ----- | SWX2 |

EOP-1

GASKET KIT

G11



HENG-X0003

| Ref. No. | L.O.N. | (Relative ref. Number) Description | F.R.T. |
|----------|--------|---------------------------------------|--------|
|----------|--------|---------------------------------------|--------|

NO INFORMATION

| Ref. No. | Part No. | Description | Reqd. QTY | | Serial No. | Parts catalogue code |
|----------|---------------|------------------|-----------|----|-----------------|----------------------|
| | | | GX | U1 | | |
| 1 | 06111-ZK7-U30 | GASKET KIT | 1 | | ----- AR | |
| | 06111-ZK7-V00 | | 1 | | ----- KRA4,KRF4 | |

2

PART NO. INDEX

H 3

| Part Number | Address | Page | Ref. | Part Number | Address | Page | Ref. | Part Number | Address | Page | Ref. | Part Number | Address | Page | Ref. |
|----------------|---------|------|------|----------------|---------|------|------|----------------|---------|------|------|----------------|---------|------|------|
| 90454-428-000 | G1 | 73 | 6 | | F15 | 71 | 22 | 95001-45350-60 | F5 | 61 | 20 | 99101-ZH8-0600 | E5 | 45 | 32 |
| 90456-ZE1-000 | F16 | 72 | 7 | 93500-04008-0A | E5 | 45 | 29 | 95001-45400-60 | E6 | 46 | 20 | | E7 | 47 | 22 |
| | G1 | 73 | 7 | 93500-04020-0A | E13 | 53 | 15 | 95002-02070 | D7 | 31 | 17 | 99101-ZH8-0620 | E5 | 45 | 32 |
| 90471-ZE1-610 | F16 | 72 | 8 | 93500-05008-0A | E5 | 45 | 30 | 95002-02080 | F5 | 61 | 23 | | E7 | 47 | 22 |
| | G1 | 73 | 8 | 93500-05016-0A | F13 | 69 | 31 | | F7 | 63 | 10 | 99204-ZE0-0350 | E5 | 45 | 33 |
| 90473-842-000 | D8 | 32 | 13 | | F15 | 71 | 23 | 95002-02100 | F6 | 62 | 24 | | E7 | 47 | 23 |
| | G7 | 79 | 9 | 93500-05025-0H | F12 | 68 | 26 | 95002-40800-08 | E6 | 46 | 21 | 99204-ZE2-0380 | E5 | 45 | 33 |
| 90551-ZE0-000 | D9 | 33 | 6 | | F15 | 71 | 24 | | F6 | 62 | 25 | | | | |
| 90601-ZE1-000 | D4 | 28 | 11 | 93500-05035-0A | F14 | 70 | 11 | | G7 | 79 | 15 | | | | |
| | G7 | 79 | 10 | 93891-06020-07 | F1 | 57 | 23 | 95002-40850-08 | G7 | 79 | 16 | | | | |
| 90601-ZH7-013 | D16 | 40 | 5 | | F2 | 58 | 20 | 95002-41200-08 | G7 | 79 | 17 | | | | |
| 90602-ZE1-000 | D4 | 28 | 12 | | | | | 95002-50000 | F6 | 62 | 26 | | | | |
| 90605-230-000 | E5 | 45 | 27 | 94000 | | | | 95002-80000 | D2 | 26 | 13 | | | | |
| | F13 | 69 | 29 | | | | | 95005-35150-10 | D7 | 31 | 18 | | | | |
| | F15 | 71 | 21 | 94001-06000-0S | E9 | 49 | 12 | 95701-06008-00 | E1 | 41 | 16 | | | | |
| 90617-SA0-003 | F5 | 61 | 15 | 94001-08000-0S | F1 | 57 | 24 | 95701-06010-00 | E14 | 54 | 10 | | | | |
| | G7 | 79 | 11 | | F2 | 58 | 21 | 95701-06012-00 | D5 | 29 | 20 | | | | |
| 90741-883-621 | G2 | 74 | 19 | | F3 | 59 | 5 | | F2 | 58 | 23 | | | | |
| 90741-883-810 | D8 | 32 | 14 | | G8 | 80 | 10 | 95701-06016-00 | E13 | 53 | 17 | | | | |
| | F16 | 72 | 9 | | G9 | 81 | 6 | | F3 | 59 | 8 | | | | |
| | G7 | 79 | 12 | 94050-06000 | E9 | 49 | 13 | 95701-06020-00 | E9 | 49 | 15 | | | | |
| 90741-889-810 | G2 | 74 | 20 | | E10 | 50 | 10 | | E10 | 50 | 9 | | | | |
| 90745-ZE1-600 | D8 | 32 | 14 | | E11 | 51 | 11 | | E11 | 51 | 12 | | | | |
| 90854-ZB3-000 | F5 | 61 | 16 | | E12 | 52 | 16 | | E12 | 52 | 17 | | | | |
| | | | | | E13 | 53 | 16 | 95701-06025-00 | F3 | 59 | 9 | | | | |
| 91000 | | | | | F3 | 59 | 6 | 95701-06055-00 | G3 | 75 | 28 | | | | |
| | | | | | F5 | 61 | 19 | 95701-08012-00 | F3 | 59 | 10 | | | | |
| 91001-878-003 | D4 | 28 | 13 | | F7 | 63 | 8 | 95701-08018-00 | F3 | 59 | 11 | | | | |
| | D7 | 31 | 13 | | F13 | 69 | 32 | 95701-08020-00 | F3 | 59 | 11 | | | | |
| 91201-Z0T-801 | F16 | 72 | 10 | | F14 | 70 | 12 | 95701-08022-00 | G3 | 75 | 29 | | | | |
| | G4 | 76 | 8 | | F15 | 71 | 25 | 95701-08032-08 | G4 | 76 | 10 | | | | |
| 91202-805-610 | G2 | 74 | 21 | 94050-06080 | E14 | 54 | 9 | 95701-08035-00 | G1 | 73 | 12 | | | | |
| 91202-ZE6-013 | D4 | 28 | 14 | 94050-10000 | D5 | 29 | 17 | | G4 | 76 | 11 | | | | |
| 91203-ZE0-013 | D7 | 31 | 14 | | G7 | 79 | 14 | 95701-08055-00 | G1 | 73 | 13 | | | | |
| 91231-891-003 | D4 | 28 | 15 | 94101-06800 | D5 | 29 | 18 | 95723-08055-00 | D2 | 26 | 14 | | | | |
| 91252-888-003 | G1 | 73 | 9 | | E9 | 49 | 14 | | | | | | | | |
| 91301-805-000 | G2 | 74 | 22 | 94103-05700 | F1 | 57 | 25 | 96000 | | | | | | | |
| 91304-MJ0-003 | D7 | 31 | 15 | | F2 | 58 | 22 | | | | | | | | |
| 91353-671-004 | D5 | 29 | 16 | 94103-08700 | F3 | 59 | 7 | 96100-60050-00 | G1 | 73 | 14 | | | | |
| | F5 | 61 | 17 | 94109-12000 | G2 | 74 | 25 | 96100-62040-00 | G4 | 76 | 12 | | | | |
| | F7 | 63 | 7 | | G4 | 76 | 9 | 96100-62050-00 | F16 | 72 | 13 | | | | |
| 91406-657-671 | E1 | 41 | 15 | 94111-08800 | G3 | 75 | 26 | | G3 | 75 | 30 | | | | |
| 91473-PA1-003 | E13 | 53 | 14 | 94251-08000 | D5 | 29 | 19 | 96100-62060-00 | G3 | 75 | 31 | | | | |
| | F5 | 61 | 18 | 94301-08100 | G3 | 75 | 27 | 96100-63050-00 | G4 | 76 | 13 | | | | |
| | | | | 94301-08140 | D7 | 31 | 16 | | | | | | | | |
| 92000 | | | | | F16 | 72 | 12 | 98000 | | | | | | | |
| | | | | 94301-10160 | D2 | 26 | 12 | | | | | | | | |
| 92101-08020-0A | G9 | 81 | 5 | 94303-08140 | D7 | 31 | 16 | 98079-54846 | D2 | 26 | 15 | | | | |
| 92101-08025-0A | D8 | 32 | 15 | | G1 | 73 | 11 | 98079-54855 | D2 | 26 | 15 | | | | |
| | F16 | 72 | 11 | 94305-20122 | E5 | 45 | 31 | 98079-55846 | D2 | 26 | 15 | | | | |
| | G1 | 73 | 10 | | E6 | 46 | 19 | 98079-55855 | D3 | 27 | 15 | | | | |
| | G7 | 79 | 13 | | | | | 98079-56846 | D2 | 26 | 15 | | | | |
| 92101-08035-0A | G2 | 74 | 23 | 95000 | | | | 98079-56855 | D2 | 26 | 15 | | | | |
| 92800-12000 | G2 | 74 | 24 | | | | | | | | | | | | |
| | | | | 95001-45035-40 | F5 | 61 | 20 | 99000 | | | | | | | |
| 93000 | | | | 95001-45075-60 | F5 | 61 | 21 | | | | | | | | |
| | | | | 95001-45110-40 | F5 | 61 | 21 | 99101-ZH8-0550 | E5 | 45 | 32 | | | | |
| 93500-03006-1H | E5 | 45 | 28 | 95001-45140-40 | F5 | 61 | 22 | 99101-ZH8-0580 | E5 | 45 | 32 | | | | |
| 93500-04006-0H | F13 | 69 | 30 | | F7 | 63 | 9 | | E7 | 47 | 22 | | | | |

3

PART NAME INDEX

| Part name | Address | Page | Ref. | Part name | Address | Page | Ref. | Part name | Address | Page | Ref. |
|---------------------------|---------|------|------|----------------------------|---------|------|------|--------------------------------|---------|------|------|
| [A] | | | | | | | | | | | |
| ALERT UNIT, OIL | D16 | 40 | 8 | BOLT, FLANGE, 6X20 | E12 | 52 | 17 | CASE, REDUCTION | G2 | 74 | 2 |
| ARM COMP., GOVERNOR | F10 | 66 | 5 | | F13 | 69 | 27 | | G4 | 76 | 1 |
| | F15 | 71 | 3 | BOLT, FLANGE, 6X25 | F15 | 71 | 19 | CENTER, CLUTCH | G2 | 74 | 6 |
| ARM, GOVERNOR | F10 | 66 | 6 | | F3 | 59 | 9 | CENTER, CLUTCH WEIGHT | G2 | 74 | 14 |
| | F14 | 70 | 1 | BOLT, FLANGE, 6X28 | F9 | 65 | 11 | CHAIN, DRIVE | G2 | 74 | 16 |
| ARM, VALVE ROCKER | D10 | 34 | 4 | | D7 | 31 | 11 | CHAIN, P.T.O. DRIVE | F16 | 72 | 3 |
| ARRESTER, SPARK | E15 | 55 | 7 | | F9 | 65 | 9 | | G1 | 73 | 3 |
| | F2 | 58 | 6 | BOLT, FLANGE, 6X29 | F16 | 72 | 6 | CHAMBER SET, FLOAT | E2 | 42 | 4 |
| | G8 | 80 | 4 | | F5 | 61 | 14 | | E6 | 46 | 4 |
| | G9 | 81 | 2 | BOLT, FLANGE, 6X55 | F7 | 63 | 6 | CHOKE SET | E3 | 43 | 8 |
| | | | | | G3 | 75 | 28 | | E6 | 46 | 8 |
| | | | | BOLT, FLANGE, 6X8 | E1 | 41 | 16 | CIRCLIP, 5MM | E5 | 45 | 27 |
| | | | | BOLT, FLANGE, 8X12 | F3 | 59 | 10 | | F13 | 69 | 29 |
| | | | | BOLT, FLANGE, 8X18 | F3 | 59 | 11 | | F15 | 71 | 21 |
| | | | | BOLT, FLANGE, 8X20 | F3 | 59 | 11 | CLAMPER, CORD | F9 | 65 | 7 |
| | | | | BOLT, FLANGE, 8X22 | G3 | 75 | 29 | CLAMP, CORD | D15 | 39 | 5 |
| | | | | BOLT, FLANGE, 8X32 | G4 | 76 | 10 | CLAMP, SWITCH CORD | D7 | 31 | 8 |
| | | | | BOLT, FLANGE, 8X35 | G1 | 73 | 12 | CLAMP, TUBE | E6 | 46 | 21 |
| | | | | | G4 | 76 | 11 | | F6 | 62 | 25 |
| | | | | BOLT, FLANGE, 8X55 | D2 | 26 | 14 | | G7 | 79 | 15 |
| | | | | | G1 | 73 | 13 | | | | 16 |
| | | | | BOLT, GOVERNOR ARM | F12 | 68 | 24 | | | | 17 |
| | | | | | F14 | 70 | 9 | CLAMP, TUBE, 7.5X2 | F4 | 60 | 8 |
| | | | | | F15 | 71 | 18 | CLEANER ASSY., AIR | E13 | 53 | 2 |
| | | | | BOLT, HEX., 8X20 | G9 | 81 | 5 | CLIP A, WIRE | E13 | 53 | 4 |
| | | | | BOLT, HEX., 8X25 | D8 | 32 | 15 | CLIP B, TUBE | E8 | 48 | 1 |
| | | | | | F16 | 72 | 11 | | E13 | 53 | 1 |
| | | | | | G1 | 73 | 10 | CLIP B, WIRE | E13 | 53 | 5 |
| | | | | | G7 | 79 | 13 | CLIP, GOVERNOR HOLDER | D4 | 28 | 12 |
| | | | | BOLT, HEX., 8X35 | G2 | 74 | 23 | CLIP, HARNESS | D16 | 40 | 5 |
| | | | | BOLT, MUDGUARD | E12 | 52 | 14 | CLIP, PISTON PIN, 13MM | D9 | 33 | 6 |
| | | | | BOLT, PIVOT, 8MM | D10 | 34 | 15 | CLIP, TUBE | D2 | 26 | 13 |
| | | | | BOLT, STUD, 10X32 | G7 | 79 | 8 | | D7 | 31 | 17 |
| | | | | BOLT, STUD, 10X60 | G7 | 79 | 8 | | F5 | 61 | 23 |
| | | | | BOLT, STUD, 6X112 | D2 | 26 | 10 | | F6 | 62 | 24 |
| | | | | BOLT, STUD, 6X94 | D1 | 25 | 10 | | | | 26 |
| | | | | BOLT, STUD, 8X32 | D2 | 26 | 11 | | F7 | 63 | 10 |
| | | | | BOLT, WINKER SETTING | E14 | 54 | 8 | CLIP, VALVE GUIDE | D1 | 25 | 4 |
| | | | | | | | | CLIP, WATER HOSE | E13 | 53 | 14 |
| | | | | | | | | | F5 | 61 | 18 |
| | | | | | | | | CLIP, WIRE HARNESS | E1 | 41 | 15 |
| | | | | | | | | | F5 | 61 | 15 |
| | | | | | | | | | G7 | 79 | 11 |
| | | | | | | | | COIL ASSY., IGNITION | F9 | 65 | 1 |
| | | | | | | | | COIL ASSY., LAMP | F9 | 65 | 5 |
| | | | | | | | | | | | 6 |
| | | | | | | | | COLLAR B, AIR CLEANER | E9 | 49 | 9 |
| | | | | | | | | | E10 | 50 | 5 |
| | | | | | | | | | E11 | 51 | 3 |
| | | | | | | | | | E12 | 52 | 8 |
| | | | | | | | | | E13 | 53 | 9 |
| | | | | | | | | COLLAR, AIR CLEANER | E9 | 49 | 8 |
| | | | | | | | | | E10 | 50 | 4 |
| | | | | | | | | | E11 | 51 | 2 |
| | | | | | | | | | E12 | 52 | 7 |
| | | | | | | | | | E13 | 53 | 8 |
| | | | | | | | | COLLAR, AIR CLEANER CASE | E15 | 55 | 1 |
| | | | | | | | | | F2 | 58 | 1 |
| | | | | | | | | COLLAR, LEVER | F10 | 66 | 7 |
| | | | | | | | | | | | |

PART NAME INDEX

| Part name | Address | Page | Ref. | Part name | Address | Page | Ref. | Part name | Address | Page | Ref. |
|--------------------------------|---------|------|------|----------------------------------|---------|------|------|----------------------------------|---------|------|------|
| COLLAR, LEVER | F15 | 71 | 4 | ELBOW COMP., AIR CLEANER | E13 | 53 | 12 | HOLDER, CLUTCH SPRING..... | G2 | 74 | 11 |
| COLLAR, STOPPER | F12 | 68 | 22 | ELEMENT COMP., AIR CLEANER | E13 | 53 | 3 | HOLDER, CLUTCH WEIGHT..... | G2 | 74 | 13 |
| | F14 | 70 | 7 | ELEMENT, AIR CLEANER | E8 | 48 | 3 | HOLDER, CONTROL CABLE..... | E4 | 44 | 17 |
| CONTROL ASSY. | F10 | 66 | 2 | | E10 | 50 | 1 | HOLDER, GOVERNOR WEIGHT..... | D4 | 28 | 5 |
| | | | 3 | | E11 | 51 | 6 | HOLDER, WIRE..... | F12 | 68 | 21 |
| | | | 4 | | E12 | 52 | 2 | | F15 | 71 | 16 |
| | F14 | 70 | 5 | | E14 | 54 | 2 | | | | |
| | F15 | 71 | 2 | | G7 | 79 | 4 | [I] | | | |
| CORD, STOP SWITCH | D16 | 40 | 11 | EMBLEM | G5 | 77 | 3 | | | | |
| COVER ASSY., CHAIN CASE | F16 | 72 | 1 | | G10 | 82 | 2 | INSULATOR, CARBURETOR..... | E3 | 43 | 13 |
| | G1 | 73 | 1 | | | | | | E6 | 46 | 12 |
| COVER ASSY., CRANKCASE | D6 | 30 | 1 | [F] | | | | | | | |
| | | | 2 | | | | | [J] | | | |
| COVER COMP., AIR CLEANER | E13 | 53 | 7 | FAN, COOLING | F8 | 64 | 2 | | | | |
| COVER COMP., FAN | D15 | 39 | 2 | FILTER, FUEL | F5 | 61 | 12 | JET SET, PILOT,..... | E5 | 45 | 33 |
| COVER COMP., HEAD | D1 | 25 | 6 | FILTER, OUTER..... | E8 | 48 | 4 | | E7 | 47 | 23 |
| COVER COMP., MUFFLER | E16 | 56 | 10 | | E12 | 52 | 3 | JET, MAIN,..... | E5 | 45 | 32 |
| | F2 | 58 | 9 | | E13 | 53 | 6 | | E7 | 47 | 22 |
| COVER COMP., MUFFLER RR. | E16 | 56 | 11 | | G7 | 79 | 5 | JOINT, DRAIN..... | G7 | 79 | 1 |
| | F2 | 58 | 10 | FLOAT SET | E2 | 42 | 3 | JOINT, FUEL TANK..... | F4 | 60 | 7 |
| COVER, AIR CLEANER | E8 | 48 | 5 | | E6 | 46 | 3 | | F7 | 63 | 2 |
| | E10 | 50 | 3 | FLYWHEEL COMP. | F8 | 64 | 5 | JOINT, ROD..... | F10 | 66 | 1 |
| | E12 | 52 | 5 | | | | 6 | | F15 | 71 | 1 |
| | E14 | 54 | 5 | [G] | | | | | | | |
| COVER, REDUCTION | G2 | 74 | 4 | | | | | [K] | | | |
| | G4 | 76 | 3 | GASKET KIT | G11 | 83 | 1 | KEY, 4.78X4.78X38..... | D8 | 32 | 14 |
| CRANKSHAFT COMP. | D8 | 32 | 1 | GASKET SET | E2 | 42 | 1 | KEY, 5MM..... | G2 | 74 | 19 |
| | | | 2 | | E6 | 46 | 1 | KEY, 5X5X33..... | D8 | 32 | 14 |
| | | | 3 | | D1 | 25 | 5 | | F16 | 72 | 9 |
| | | | 4 | GASKET, CYLINDER HEAD | E16 | 56 | 8 | | G7 | 79 | 12 |
| | | | 5 | GASKET, MUFFLER | F2 | 58 | 7 | KEY, 7X7X33..... | G2 | 74 | 20 |
| | | | 6 | | F3 | 59 | 4 | KEY, SPECIAL WOODRUFF, 25X18.. | F8 | 64 | 1 |
| | | | 7 | | G8 | 80 | 5 | | | | |
| | | | 8 | | G9 | 81 | 3 | [L] | | | |
| | | | 9 | | | | 4 | | | | |
| | | | 10 | | | | 4 | | | | |
| | | | 11 | GOVERNOR ASSY. | D4 | 28 | 3 | LABEL, AIR CLEANER CAUTION.... | G5 | 77 | 6 |
| | | | 12 | GRID, AIR CLEANER | E10 | 50 | 2 | LABEL, E-SPEC..... | G5 | 77 | 1 |
| CUP, FUEL STRAINER | E5 | 45 | 26 | | E11 | 51 | 7 | LEVER COMP., CHOKE..... | E4 | 44 | 19 |
| | | | | GRIP, STARTER | D14 | 38 | 10 | | E6 | 46 | 16 |
| [D] | | | | GROMMET, ADJUSTING COVER | D15 | 39 | 1 | | | | |
| | | | | GROMMET, AIR CLEANER | E8 | 48 | 6 | | | | |
| DEFLECTOR COMP. | E15 | 55 | 6 | | E12 | 52 | 6 | LEVER COMP., CONTROL..... | F15 | 71 | 8 |
| | G8 | 80 | 3 | | G7 | 79 | 6 | LEVER, COCK..... | E4 | 44 | 22 |
| DEFLECTOR, MUFFLER | E16 | 56 | 9 | GROMMET, CORD | F9 | 65 | 8 | LEVER, CONTROL | F11 | 67 | 12 |
| | F2 | 58 | 8 | GROMMET, DRAIN HOLE | E1 | 41 | 12 | LIFTER, VALVE..... | D10 | 34 | 5 |
| DISK, CLUTCH FRICTION | G2 | 74 | 7 | GUIDE, EX. VALVE | D1 | 25 | 2 | | | | |
| DOWEL PIN, 10X16 | D2 | 26 | 12 | GUIDE, IN. VALVE | D1 | 25 | 1 | [M] | | | |
| DOWEL PIN, 8X10 | G3 | 75 | 27 | GUIDE, MUFFLER | E16 | 56 | 14 | MARK, AIR CLEANER SALES POINT .. | G5 | 77 | 7 |
| DOWEL PIN, 8X14 | D7 | 31 | 16 | | G8 | 80 | 6 | MARK, CHOKE..... | G5 | 77 | 4 |
| | F16 | 72 | 12 | GUIDE, PRE AIR CLEANER | E12 | 52 | 12 | | G10 | 82 | 3 |
| | G1 | 73 | 11 | GUIDE, RATCHET | D14 | 38 | 6 | MARK, OPERATOR CAUTION..... | G5 | 77 | 2 |
| [E] | | | | | | | | | G10 | 82 | 1 |
| | | | | [H] | | | | MARK, THROTTLE INDICATION.... | G5 | 77 | 5 |
| ELBOW COMP., AIR CLEANER | E9 | 49 | 10 | HEAD COMP., CYLINDER | D1 | 25 | 3 | | G10 | 82 | 4 |
| | E10 | 50 | 6 | HOLDER, CABLE | E4 | 44 | 21 | MUFFLER COMP. | E15 | 55 | 2 |
| | E11 | 51 | 8 | | F11 | 67 | 15 | | | | 3 |
| | E12 | 52 | 9 | | F15 | 71 | 11 | | F2 | 58 | 2 |

PART NAME INDEX

| Part name | Address | Page | Ref. | Part name | Address | Page | Ref. | Part name | Address | Page | Ref. |
|--------------------------------|---------|------|------|----------------------------------|---------|------|------|------------------------------|---------|------|------|
| MUFFLER COMP. | F3 | 59 | 1 | PACKING, CARBURETOR | E4 | 44 | 16 | ROD, GOVERNOR | F15 | 71 | 5 |
| | G8 | 80 | 1 | | E6 | 46 | 15 | ROD, PUSH | D10 | 34 | 3 |
| | G9 | 81 | 1 | PACKING, CASE COVER | D6 | 30 | 3 | ROPE, RECOIL STARTER | D14 | 38 | 11 |
| [N] | | | | PACKING, CHAIN CASE COVER | F16 | 72 | 2 | ROTATOR, VALVE | D10 | 34 | 13 |
| NOSE, SILENCER | E8 | 48 | 7 | | G1 | 73 | 2 | RUBBER, FUEL | F5 | 61 | 16 |
| NOZZLE, MAIN | E3 | 43 | 11 | PACKING, ELBOW | E8 | 48 | 2 | RUBBER, SUPPORTER | E6 | 46 | 18 |
| | E6 | 46 | 11 | | E11 | 51 | 1 | | F4 | 60 | 3 |
| NUT, FLANGE, 10MM | D5 | 29 | 17 | | E12 | 52 | 1 | | F7 | 63 | 1 |
| | G7 | 79 | 14 | PACKING, FUEL COCK | E5 | 45 | 25 | | | | |
| | E9 | 49 | 13 | PACKING, FUEL FILLER CAP | F5 | 61 | 11 | [S] | | | |
| | E10 | 50 | 10 | | F7 | 63 | 5 | SCREW-WASHER, 6X20 | F1 | 57 | 23 |
| | E11 | 51 | 11 | PACKING, FUEL STRAINER CUP | E3 | 43 | 12 | | F2 | 58 | 20 |
| | E12 | 52 | 16 | PACKING, HEAD COVER | D1 | 25 | 7 | SCREW SET | E3 | 43 | 7 |
| | E13 | 53 | 16 | PACKING, INSULATOR | E3 | 43 | 14 | | E6 | 46 | 7 |
| | E14 | 54 | 9 | PACKING, OIL FILLER CAP | E6 | 46 | 13 | SCREW SET, DRAIN | E3 | 43 | 6 |
| | F3 | 59 | 6 | PACKING, REDUCTION CASE | G2 | 74 | 3 | | E6 | 46 | 6 |
| | F5 | 61 | 19 | | G4 | 76 | 2 | SCREW SET, PILOT | E2 | 42 | 5 |
| | F7 | 63 | 8 | PACKING, REDUCTION COVER | G2 | 74 | 5 | | E6 | 46 | 5 |
| | F13 | 69 | 32 | | G4 | 76 | 4 | SCREW, PAN, 3X6 | E5 | 45 | 28 |
| | F14 | 70 | 12 | PAN, CLEANER OIL | E11 | 51 | 5 | SCREW, PAN, 4X20 | E13 | 53 | 15 |
| | F15 | 71 | 25 | PIN, GOVERNOR WEIGHT | D4 | 28 | 6 | SCREW, PAN, 4X6 | F13 | 69 | 30 |
| NUT, HEX., 5MM | F1 | 57 | 22 | PIN, LOCK, 8MM | D5 | 29 | 19 | | F15 | 71 | 22 |
| | F2 | 58 | 19 | PIN, PISTON | D9 | 33 | 3 | SCREW, PAN, 4X8 | E5 | 45 | 29 |
| NUT, HEX., 6MM | E9 | 49 | 12 | PIN, SPRING, 2X12 | E5 | 45 | 31 | SCREW, PAN, 5X16 | F13 | 69 | 31 |
| NUT, HEX., 8MM | F1 | 57 | 24 | | E6 | 46 | 19 | | F15 | 71 | 23 |
| | F2 | 58 | 21 | PISTON | D9 | 33 | 2 | SCREW, PAN, 5X25 | F12 | 68 | 26 |
| | F3 | 59 | 5 | PIVOT, ROCKER ARM | D10 | 34 | 6 | | F15 | 71 | 24 |
| | G8 | 80 | 10 | PLATE COMP., CLUTCH PRESSURE .. | G2 | 74 | 9 | SCREW, PAN, 5X35 | F14 | 70 | 11 |
| | G9 | 81 | 6 | PLATE COMP., SIDE | D15 | 39 | 3 | SCREW, PAN, 5X8 | E5 | 45 | 30 |
| NUT, PIVOT ADJUSTING | D10 | 34 | 16 | | G2 | 74 | 8 | SCREW, RECESSED, 5X25 | F12 | 68 | 25 |
| NUT, SELF-LOCK, 6MM | F13 | 69 | 28 | PLATE, CLUTCH | G2 | 74 | 8 | | | | |
| | F15 | 71 | 20 | PLATE, FRICTION | D13 | 37 | 5 | | F14 | 70 | 10 |
| NUT, SPECIAL, 14MM | F8 | 64 | 7 | PLATE, LEVER SETTING | E4 | 44 | 23 | SCREW, RECESSED, 5X28 | F12 | 68 | 26 |
| NUT, TOOL BOX SETTING | E9 | 49 | 11 | PLATE, PRE AIR CLEANER | E12 | 52 | 13 | SCREW, SETTING | D14 | 38 | 12 |
| | E10 | 50 | 8 | PLATE, PUSH ROD GUIDE | D10 | 34 | 14 | SCREW, TAPPING, 4X6 | E16 | 56 | 15 |
| | E11 | 51 | 10 | PLATE, SIDE | D15 | 39 | 3 | | F1 | 57 | 20 |
| | E12 | 52 | 15 | | D2 | 26 | 15 | | | | |
| [O] | | | | PLUG, SPARK | D3 | 27 | 15 | | F2 | 58 | 17 |
| OIL SEAL | G2 | 74 | 21 | | E15 | 55 | 5 | | G8 | 80 | 9 |
| OIL SEAL, 22X35X6 | D4 | 28 | 14 | PROTECTOR, LOWER | E15 | 55 | 5 | SCREW, TAPPING, 4X8 | E16 | 56 | 15 |
| OIL SEAL, 22X41X6 | D7 | 31 | 14 | PROTECTOR, MUFFLER | E15 | 55 | 4 | | G8 | 80 | 7 |
| OIL SEAL, 25X38X7 | G1 | 73 | 9 | | F2 | 58 | 4 | SCREW, TAPPING, 5X25 | F1 | 57 | 19 |
| OIL SEAL, 25X41X6 | F16 | 72 | 10 | PULLEY COMP., STARTER | F8 | 64 | 3 | | F2 | 58 | 16 |
| | G4 | 76 | 8 | PULLEY, STARTER | F8 | 64 | 4 | SCREW, TAPPING, 5X8 | E16 | 56 | 17 |
| | D4 | 28 | 15 | | | | | | | | |
| O-RING, 14MM | D5 | 29 | 16 | [R] | | | | | F2 | 58 | 14 |
| | F5 | 61 | 17 | RATCHET, STARTER | D13 | 37 | 4 | | G8 | 80 | 8 |
| | F7 | 63 | 7 | REEL, RECOIL STARTER | D13 | 37 | 3 | SCREW, THROTTLE STOP | E3 | 43 | 10 |
| O-RING, 15.8X2.4 | D7 | 31 | 15 | RETAINER, EX. VALVE SPRING | D10 | 34 | 12 | | E6 | 46 | 10 |
| O-RING, 26X2.7 | G2 | 74 | 22 | RETAINER, IN. VALVE SPRING | D10 | 34 | 11 | SEAL, AIR CLEANER | E14 | 54 | 7 |
| | | | | RING SET, PISTON | D9 | 33 | 1 | SEAL, VALVE STEM | D10 | 34 | 1 |
| [P] | | | | RING, SEAL | G7 | 79 | 7 | SEPARATOR, AIR CLEANER | E14 | 54 | 3 |
| PACKING, AIR CLEANER | E14 | 54 | 1 | ROD ASSY., CONNECTING | D9 | 33 | 4 | SHAFT COMP., P.T.O. | G2 | 74 | 17 |
| PACKING, AIR CLEANER COVER ... | E12 | 52 | 4 | ROD, GOVERNOR | F10 | 66 | 8 | SHAFT, GOVERNOR ARM | D4 | 28 | 8 |
| | | | | | F14 | 70 | 2 | SHAFT, P.T.O. | F16 | 72 | 5 |



PART NAME INDEX

| Part name | Address | Page | Ref. | Part name | Address | Page | Ref. | Part name | Address | Page | Ref. |
|------------------------------------|---------|------|------|----------------------------------|---------|------|------|-----------|---------|------|------|
| SHAFT, P.T.O. | G1 | 73 | 5 | TUBE, DRAIN | G7 | 79 | 2 | | | | |
| | G4 | 76 | 5 | TUBE, FUEL, 4.5X110 | F5 | 61 | 21 | | | | |
| SHROUD COMP. | D16 | 40 | 6 | TUBE, FUEL, 4.5X140 | F5 | 61 | 22 | | | | |
| SLIDER, GOVERNOR | D4 | 28 | 7 | | F7 | 63 | 9 | | | | |
| SPACER COMP., CARBURETOR | E3 | 43 | 15 | TUBE, FUEL, 4.5X35 | F5 | 61 | 20 | | | | |
| | E6 | 46 | 14 | TUBE, FUEL, 4.5X350 | F5 | 61 | 20 | | | | |
| SPACER, CONTROL LEVER | F11 | 67 | 16 | TUBE, FUEL, 4.5X400 | E6 | 46 | 20 | | | | |
| | F15 | 71 | 12 | TUBE, FUEL, 4.5X75 | F5 | 61 | 21 | | | | |
| SPACER, MUFFLER COVER | E16 | 56 | 13 | TUBE, POWER TRIM-TILT SWITCH | | | | | | | |
| | F2 | 58 | 12 | CORD | F4 | 60 | 4 | | | | |
| SPRING, CABLE RETURN | F11 | 67 | 20 | | F5 | 61 | 13 | | | | |
| | F15 | 71 | 15 | [V] | | | | | | | |
| SPRING, CLUTCH FREE | G2 | 74 | 10 | VALVE SET, FLOAT | E2 | 42 | 2 | | | | |
| SPRING, COCK LEVER | E5 | 45 | 24 | | E6 | 46 | 2 | | | | |
| SPRING, CONTROL ADJUSTING | F11 | 67 | 19 | VALVE, EX. | D10 | 34 | 9 | | | | |
| | F14 | 70 | 6 | VALVE, IN. | D10 | 34 | 8 | | | | |
| | F15 | 71 | 14 | [W] | | | | | | | |
| SPRING, FRICTION | D14 | 38 | 7 | WASHER, 8MM | D8 | 32 | 13 | | | | |
| SPRING, GOVERNOR | F11 | 67 | 10 | | F16 | 72 | 8 | | | | |
| | F14 | 70 | 3 | | G1 | 73 | 8 | | | | |
| | F15 | 71 | 6 | | G7 | 79 | 9 | | | | |
| SPRING, LEVER | F11 | 67 | 13 | WASHER, CONTROL LEVER | F11 | 67 | 14 | | | | |
| | F15 | 71 | 9 | | F15 | 71 | 10 | | | | |
| SPRING, RECOIL STARTER | D14 | 38 | 8 | WASHER, DRAIN PLUG, 10.2MM | D4 | 28 | 11 | | | | |
| SPRING, RETURN | D14 | 38 | 9 | | G7 | 79 | 10 | | | | |
| SPRING, THROTTLE RETURN | F11 | 67 | 11 | WASHER, DRAIN PLUG, 12MM | G2 | 74 | 25 | | | | |
| | F14 | 70 | 4 | | G4 | 76 | 9 | | | | |
| | F15 | 71 | 7 | WASHER, PLAIN, 5MM | F1 | 57 | 25 | | | | |
| SPRING, THRUST | F16 | 72 | 7 | | F2 | 58 | 22 | | | | |
| | G1 | 73 | 7 | WASHER, PLAIN, 6MM | D5 | 29 | 18 | | | | |
| SPRING, VALVE | D10 | 34 | 10 | | E9 | 49 | 14 | | | | |
| SPRING, WEIGHT RETURN | D10 | 34 | 7 | WASHER, PLAIN, 8MM | F3 | 59 | 7 | | | | |
| SPROCKET COMP., DRIVE | G2 | 74 | 15 | WASHER, SPRING, 8MM | G3 | 75 | 26 | | | | |
| SPROCKET, DRIVE | F16 | 72 | 4 | WASHER, THRUST, 18MM | G2 | 74 | 18 | | | | |
| | G1 | 73 | 4 | WASHER, THRUST, 20X1.00 | G1 | 73 | 6 | | | | |
| STARTER ASSY., RECOIL | D13 | 37 | 1 | WASHER, THRUST, 6MM | D4 | 28 | 10 | | | | |
| STAY COMP., MUFFLER | F3 | 59 | 2 | WEIGHT, CLUTCH | G2 | 74 | 12 | | | | |
| | | | | WEIGHT, GOVERNOR | D4 | 28 | 4 | | | | |
| STAY, AIR CLEANER | E14 | 54 | 6 | WRENCH COMP., SPARK PLUG | G6 | 78 | 1 | | | | |
| STAY, CHOKE CONTROL | E4 | 44 | 18 | | | | | | | | |
| STAY, MUFFLER | F2 | 58 | 3 | | | | | | | | |
| STRAINER COMP., FUEL | F4 | 60 | 5 | | | | | | | | |
| | | | | | | | | | | | |
| | G7 | 79 | 3 | | | | | | | | |
| SUB HARNESS | D16 | 40 | 7 | | | | | | | | |
| SWITCH ASSY., ENGINE STOP | D16 | 40 | 9 | | | | | | | | |
| | | | 10 | | | | | | | | |
| SWITCH ASSY., OIL LEVEL | D4 | 28 | 2 | | | | | | | | |
| [T] | | | | | | | | | | | |
| TANK ASSY., OIL | D6 | 30 | 4 | | | | | | | | |
| TANK COMP., FUEL | F4 | 60 | 9 | | | | | | | | |
| | F7 | 63 | 3 | | | | | | | | |
| TUBE | F4 | 60 | 2 | | | | | | | | |
| TUBE A, AIR VENT | F4 | 60 | 1 | | | | | | | | |
| TUBE, 3.5X150 | D7 | 31 | 18 | | | | | | | | |
| TUBE, AIR CLEANER CONNECTING | E13 | 53 | 10 | | | | | | | | |
| TUBE, BREATHER | D1 | 25 | 8 | | | | | | | | |

1

FOREWORD INDEX

2

ENGINE GROUP

3

PART NUMBER INDEX

4

PART NAME INDEX

HONDA
The Power of Dreams



PARTS CATALOGUE NEWS

Honda Motor Co., Ltd. Service Division

PARTS CATALOGUE - CORRECTED

Printed in Japan

| | | |
|-----------------------------|-----------------|-------------|
| CODE NO. | BOOKLET TYPE | 13Z4F601 |
| | MICRO- FICHE | 13Z4F6EA/FA |
| PARTS CATALOGUE TITLE | GX120U1 | |
| NEWS NO. | 001 | |

Notice for type discontinued

The types following below is deleted because of no mass production result

| Model | Catalogue code deleted | Engine serial number |
|---------|---------------------------|----------------------|
| GX120U1 | QB26 | GCAHK-1000001 ~ |



PARTS CATALOGUE NEWS

Honda Motor Co., Ltd. Service Division

Printed in Japan

| | | |
|-----------------------------|-----------------|-------------|
| CODE NO. | BOOKLET TYPE | 13Z4F601 |
| | MICRO- FICHE | 13Z4F6EA/FA |
| PARTS CATALOGUE TITLE | GX120U1 | |
| NEWS NO. | 002 | |

GX120U1-HT24 AND SAR4 TYPES sales parts information

NOTE: This Parts Catalogue News explains only the parts of the different model that are produced to conform to addition of the GX120U1-HT24 and SAR4 types.

As for the parts not listed on this Parts Catalogue News, use the parts of the GX120U1-HT2 and SAJ4 types.

| Model | Type | | Parts catalogue type | Applicable engine serial No. | Applicable carburetor identification No. |
|---------|------|------------------|----------------------|------------------------------|--|
| GX120U1 | HT2 | Base model | HT2 | GCAHK- 1000001~ | BE60B B |
| | HT24 | Additional model | HT24 | | |
| | SAJ4 | Base model | SAJ4 | | |
| | SAR4 | Additional model | SAR4 | | |

NOTE A:PART NO. CHANGE D:NEWLY PROVIDED E:PART NO. DELETION K:REQUIRED NO. CORRECTION L:APPLICATION SERIAL NO. CORRECTION
T:APPLICATION CORRECTION Z:REMARKS CHANGE

PARTS CATALOGUE NEWS

BOOKNo. : 13Z4F601

| Block No. | Ref. No. | Part No. | Description | Reqd. QTY | | Base Part No. | Parts catalogue code |
|-----------|-------------|--------------------------|--|-----------------|--|-----------------|----------------------|
| | | | | GX 120 UI | | | |
| E-11 | 1 | 28400-ZH8-023ZB | STARTER ASSY., RECOIL *NH1*..... BLACK | 1 | | 28400-ZH8-023YA | HT24 |
| | 2 | 28410-ZH8-003ZB | CASE COMP., RECOIL STARTER *NH1*..... BLACK | 1 | | 28410-ZH8-003YA | HT24 |
| E-12 | 2 | 19610-ZE0-000ZE | COVER COMP., FAN *NH1*..... BLACK | 1 | | 19610-ZE0-000ZS | HT24 |
| E-16 | 1 | 17233-896-701 | COLLAR, AIR CLEANER CASE | (2) | | | HT24 |
| | 2 | | MUFFLER COMP. (ARRESTER) | (0) | | 18310-ZH8-810 | SAR4 |
| | | 18310-ZH8-810 | | 1 | | 18310-ZF1-000 | SAR4 |
| | 7 | 18355-ZE1-000 | ARRESTER, SPARK | 1 | | 18355-ZE1-000 | SAR4 |
| | 10 | 18433-ZH8-W40 | COVER COMP., MUFFLER | (1) | | | HT24 |
| | 11 | 18434-ZH8-W40 | COVER COMP., MUFFLER RR. | (1) | | | HT24 |
| | 12 | 18436-ZH8-W40 | BASE COMP., MUFFLER COVER | (1) | | | HT24 |
| | 13 | 18466-ZH8-W40 | SPACER, MUFFLER COVER | (3) | | | HT24 |
| | 18 | 90050-ZE1-000 | SCREW, TAPPING, 5X8 | (1) | | | HT24 |
| | 19 | 90050-ZH8-W40 | SCREW, TAPPING, 5X25 | (2) | | | HT24 |
| | 20 | 90055-ZE1-000 | SCREW, TAPPING, 4X6 | 1 | | 90055-ZE1-000 | SAR4 |
| | 22 | 90302-KF9-900 | NUT, HEX., 5MM | (3) | | | HT24 |
| | 23 | 93891-06020-07 | SCREW-WASHER, 6X20 | (3) | | | HT24 |
| 25 | 94103-05700 | WASHER, PLAIN, 5MM | (3) | | | HT24 | |
| E-17 | 9 | 17510-ZE0-020ZD | TANK COMP., FUEL *NH1*..... BLACK | 1 | | 17510-ZE0-020ZA | HT24 |
| E-22 | 3 | 16500-ZK7-U50 | CONTROL ASSY. (REMOTE) | 1 | | 16500-ZH7-810 | SAR4 |
| | 15 | 16576-891-000 | HOLDER, CABLE | 2 | | 16576-891-000 | SAR4 |
| | 21 | 16594-883-010 | HOLDER, WIRE | 2 | | 16594-883-010 | SAR4 |
| | 22 | 16599-ZG1-M10 | COLLAR, STOPPER | (1) | | | HT24 |

NOTE A:PART NO. CHANGE D:NEWLY PROVIDED E:PART NO.DELETION K:REQUIRED NO. CORRECTION L:APPLICATION SERIAL NO. CORRECTION
T:APPLICATION CORRECTION Z:REMARKS CHANGE

PARTS CATALOGUE NEWS

BOOKNo. : 13Z4F601

| Block No. | Ref. No. | Part No. | Description | Reqd. QTY | Base Part No. | Parts catalogue code |
|-----------|----------|----------------|---|-----------------|----------------|----------------------|
| | | | | GX 120 UI | | |
| | 25 | 90016-ZG9-N30 | SCREW, RECESSED, 5X25 | (1) | | HT24 |
| | 29 | 90605-230-000 | CIRCLIP, 5MM | 2 | 90605-230-000 | SAR4 |
| | 30 | 93500-04006-0H | SCREW, PAN, 4X6 | 2 | 93500-04006-0H | SAR4 |
| | 31 | 93500-05016-0A | SCREW, PAN, 5X16 | 2 | 93500-05016-0A | SAR4 |
| E-28 | 2 | | MARK, OPERATOR CAUTION (ENGLISH) (MADE IN JAPAN) | 0 | 87516-ZH7-000 | HT24 |
| | 4 | | MARK, CHOKE (GRAY) | 0 | 87528-ZH7-000 | HT24 |
| | 5 | | MARK, THROTTLE INDICATION | 0 | 87532-ZH7-000 | HT24 |
| E-40-3 | 1 | 87516-ZH7-000 | MARK, OPERATOR CAUTION (ENGLISH) (MADE IN JAPAN) | 1 | | HT24 |
| | 3 | 87528-ZH7-000 | MARK, CHOKE (GRAY) | 1 | | HT24 |
| | 4 | 87532-ZH7-000 | MARK, THROTTLE INDICATION | 1 | | HT24 |

NOTE A:PART NO. CHANGE D:NEWLY PROVIDED E:PART NO. DELETION K:REQUIRED NO. CORRECTION L:APPLICATION SERIAL NO. CORRECTION
T:APPLICATION CORRECTION Z:REMARKS CHANGE



PARTS CATALOGUE NEWS

Honda Motor Co., Ltd. Service Division

Printed in Japan

| | | |
|-----------------------------|-----------------|-------------|
| CODE NO. | BOOKLET TYPE | 13Z4F601 |
| | MICRO- FICHE | 13Z4F6EA/FA |
| PARTS CATALOGUE TITLE | GX120U1 | |
| NEWS NO. | 003 | |

GX120U1-KRR4 TYPE sales parts information

NOTE: This Parts Catalogue News explains only the parts of the different model that are produced to conform to addition of the GX120U1-KRR4 type.

As for the parts not listed on this Parts Catalogue News, use the parts of the GX120U1-DKR type.

•Models, parts catalogue codes and applicable serial numbers

| Model | Type | | Parts catalogue type | Applicable engine serial No. | Applicable carburetor identification No. |
|---------|------|------------------|----------------------------|------------------------------------|--|
| GX120U1 | DKR | Base model | DKR | GCAHK- 1000001~ | BE62C A |
| | KRR4 | Additional model | KRR4 | | |

| •Features of each type | | Base type | Additional type |
|------------------------|-----------------------------|-----------|-----------------|
| Model | | GX120U1 | |
| Type | | DKR | KRR4 |
| Crankshaft | 20mmØ Spline (L=36) | | |
| | 20mmØ Spline (L=42) | ● | ● |
| | 21mmØ Spline | | |
| | 3/4" Thread | | |
| | 18mmØ Straight | | |
| | 19.05mmØ Straight | | |
| | 5/8" Thread | | |
| | 1/2" Stepped thread | | |
| | 22mmØ Tapered | | |
| | 19.8mmØ Tapered | | |
| | M14 Stepped thread | | |
| | M16 Stepped thread | | |
| Reduction | 1/2 Reduction | ● | ● |
| | 1/2 Reduction (With clutch) | | |
| | 1/6 Reduction | | |
| Fuel tank | | | |
| Oil alert | | | |
| Lamp coil | | | |

NOTE A:PART NO. CHANGE D:NEWLY PROVIDED E:PART NO. DELETION K:REQUIRED NO. CORRECTION L:APPLICATION SERIAL NO. CORRECTION
 T:APPLICATION CORRECTION Z:REMARKS CHANGE

PARTS CATALOGUE NEWS

BOOKNo. : 13Z4F601

| Block No. | Ref. No. | Part No. | Description | Reqd. QTY | Base Part No. | Parts catalogue code |
|-----------|----------|---------------------------------|--|-----------------|---------------|----------------------|
| | | | | GX 120 UI | | |
| E-3 | 1 | 12000-ZK7-405 | BARREL ASSY., CYLINDER | 1 | 12000-ZF0-425 | |
| | 15 | 91231-891-003 | OIL SEAL, 6X11X4 | 1 | | |
| E-20 | 2 | | CAP ASSY., NOISE SUPPRESSOR (NICHIIWA Y-EZ RTFM256) | 0 | 30700-ZE1-013 | |
| | 4 | 30700-ZJ1-841 | CAP ASSY., NOISE SUPPRESSOR .. | 1 | | |
| E-22 | 3 | | CONTROL ASSY. | 0 | 16570-ZE0-S10 | |
| | 5 | | ARM COMP., GOVERNOR | 0 | 16550-ZK7-V00 | |
| | 7 | | COLLAR, LEVER | 0 | 16552-896-650 | |
| | 8 | | ROD, GOVERNOR | 0 | 16555-ZE0-000 | |
| | 10 | | SPRING, GOVERNOR | 0 | 16561-ZE0-020 | |
| | 11 | | SPRING, THROTTLE RETURN | 0 | 16562-ZE0-020 | |
| | 12 | | LEVER, CONTROL | 0 | 16571-ZE0-S10 | |
| | 13 | | SPRING, LEVER | 0 | 16574-ZE1-000 | |
| | 14 | | WASHER, CONTROL LEVER | 0 | 16575-ZH8-000 | |
| | 15 | | HOLDER, CABLE | 0 | 16576-891-000 | |
| | 16 | | SPACER, CONTROL LEVER | 0 | 16578-ZE1-000 | |
| | 18 | | BASE COMP., CONTROL (###) | 0 | 16580-ZH7-810 | |
| | 19 | | SPRING, CONTROL ADJUSTING | 0 | 16584-883-300 | |
| | 20 | | SPRING, CABLE RETURN | 0 | 16592-ZE1-810 | |
| 21 | | HOLDER, WIRE | 0 | 16594-883-010 | | |
| 23 | | BOLT, FLANGE, 6X12 (CT200) | 0 | 90013-883-000 | | |
| 24 | | BOLT, GOVERNOR ARM | 0 | 90015-ZE5-010 | | |
| 26 | | SCREW, PAN, 5X25 | 0 | 93500-05025-0H | | |
| 27 | | BOLT, FLANGE, 6X20 (CT200) | 0 | 90022-888-010 | | |
| 28 | | NUT, SELF-LOCK, 6MM | 0 | 90114-SA0-000 | | |

NOTE A:PART NO. CHANGE D:NEWLY PROVIDED E:PART NO.DELETION K:REQUIRED NO. CORRECTION L:APPLICATION SERIAL NO. CORRECTION
T:APPLICATION CORRECTION Z:REMARKS CHANGE

PARTS CATALOGUE NEWS

BOOKNo. : 13Z4F601

| Block No. | Ref. No. | Part No. | Description | Reqd. QTY | Base Part No. | Parts catalogue code |
|-----------|----------|---------------|---------------------------------|-----------------|----------------|----------------------|
| | | | | GX 120 UI | | |
| | 29 | | CIRCLIP, 5MM | 0 | 90605-230-000 | |
| | 30 | | SCREW, PAN, 4X6 | 0 | 93500-04006-0H | |
| | 31 | | SCREW, PAN, 5X16 | 0 | 93500-05016-0A | |
| | 32 | | NUT, FLANGE, 6MM | 0 | 94050-06000 | |
| E-22-2 | 1 | 16263-883-W10 | JOINT, ROD | 1 | | |
| | 2 | 16500-ZK7-S50 | CONTROL ASSY. | 1 | | |
| | 3 | 16550-ZK7-S50 | ARM COMP., GOVERNOR | 1 | | |
| | 4 | 16552-896-650 | COLLAR, LEVER | 2 | | |
| | 5 | 16555-ZK7-S30 | ROD, GOVERNOR | 1 | | |
| | 6 | 16561-ZK7-S50 | SPRING, GOVERNOR | 1 | | |
| | 7 | 16562-ZE0-020 | SPRING, THROTTLE RETURN | 1 | | |
| | 8 | 16570-ZK7-S50 | LEVER COMP., CONTROL | 1 | | |
| | 9 | 16574-ZE1-000 | SPRING, LEVER | 1 | | |
| | 10 | 16575-ZH8-000 | WASHER, CONTROL LEVER | 1 | | |
| | 11 | 16576-891-000 | HOLDER, CABLE | 1 | | |
| | 12 | 16578-ZE1-000 | SPACER, CONTROL LEVER | 1 | | |
| | 13 | 16580-ZH7-810 | BASE COMP., CONTROL (###) | 1 | | |
| | 14 | 16584-883-300 | SPRING, CONTROL ADJUSTING | 1 | | |
| | 15 | 16592-ZE1-810 | SPRING, CABLE RETURN | 1 | | |
| | 16 | 16594-883-010 | HOLDER, WIRE | 1 | | |
| | 17 | 90013-883-000 | BOLT, FLANGE, 6X12 (CT200) | 1 | | |
| | 18 | 90015-ZE5-010 | BOLT, GOVERNOR ARM | 1 | | |
| | 19 | 90022-888-010 | BOLT, FLANGE, 6X20 (CT200) | 1 | | |
| | 20 | 90114-SA0-000 | NUT, SELF-LOCK, 6MM | 1 | | |

NOTE A:PART NO. CHANGE D:NEWLY PROVIDED E:PART NO.DELETION K:REQUIRED NO. CORRECTION L:APPLICATION SERIAL NO. CORRECTION
T:APPLICATION CORRECTION Z:REMARKS CHANGE

PARTS CATALOGUE NEWS

BOOKNo. : 13Z4F601

| Block No. | Ref. No. | Part No. | Description | Reqd. QTY | Base Part No. | Parts catalogue code |
|-----------|----------|----------------|--------------------------------|-----------|---------------|----------------------|
| | 21 | 90605-230-000 | CIRCLIP, 5MM | 1 | | |
| | 22 | 93500-04006-0H | SCREW, PAN, 4X6 | 1 | | |
| | 23 | 93500-05016-0A | SCREW, PAN, 5X16 | 1 | | |
| | 24 | 93500-05025-0H | SCREW, PAN, 5X25 | 1 | | |
| | 25 | 94050-06000 | NUT, FLANGE, 6MM | 1 | | |
| E-28 | 1 | | LABEL, E-SPEC (15.5X27.5) | 0 | 87135-ZE2-020 | |

NOTE A:PART NO. CHANGE D:NEWLY PROVIDED E:PART NO.DELETION K:REQUIRED NO. CORRECTION L:APPLICATION SERIAL NO. CORRECTION
T:APPLICATION CORRECTION Z:REMARKS CHANGE



PARTS CATALOGUE NEWS

Honda Motor Co., Ltd. Service Division

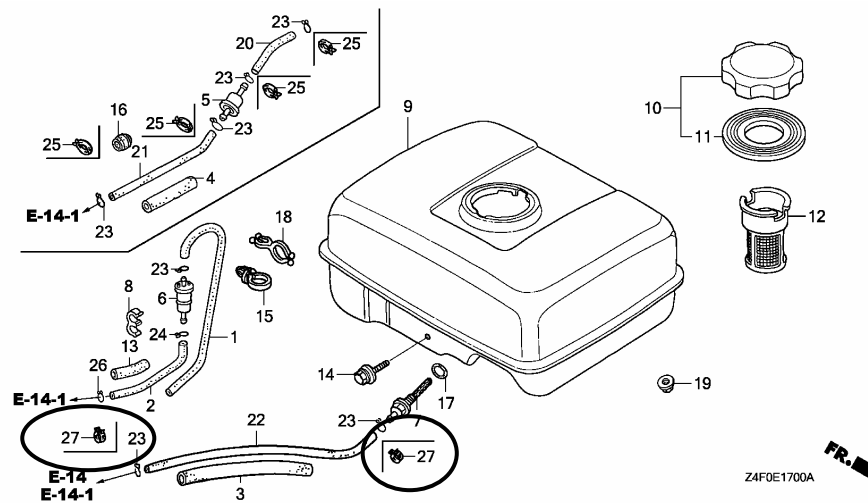
PARTS CATALOGUE - CORRECTED

Printed in Japan

| | | |
|-----------------------|--------------|-------------|
| CODE NO. | BOOKLET TYPE | 13Z4F601 |
| | MICRO-FICHE | 13Z4F6EA/FA |
| PARTS CATALOGUE TITLE | GX120U1 | |
| NEWS NO. | 004 | |

| Block No. | Ref. No. | Note | Part No. | Description | Reqd. QTY GX 120 U1 | Serial No. | Parts catalogue code |
|-----------|----------|------|----------|-------------|------------------------------|------------|----------------------|
|-----------|----------|------|----------|-------------|------------------------------|------------|----------------------|

E-17 FUEL TANK (1)



NOTE A:PART NO. CHANGE D:NEWLY PROVIDED E:PART NO.DELETION K:REQUIRED NO. CORRECTION L:APPLICATION SERIAL NO. CORRECTION
T:APPLICATION CORRECTION Z:REMARKS CHANGE

PARTS CATALOGUE NEWS

BOOKNo. : 13Z4F601

| Block No. | Ref. No. | Note | Part No. | Description | Reqd. QTY | Serial No. | Parts catalogue code |
|-----------|----------|------|----------------|--|-----------------|---------------|--|
| | | | | | GX 120 U1 | | |
| E-17 | 22 | | 95001-45140-40 | TUBE, FUEL, 4.5X140 (95001-45001-60M) | 1 | ----- 1020709 | HHQ4, HTF2, HT2, HT24, HXU, HX2, HX26, HX4, LAJ4, LHQ4, LSJ4, LXU LX2, LX4, PX2, QA2, QHQ4, QH26, QLL, QMA4, QMA8, QME4, QMX2, QWA4 QXC9, QXS2, QXU, QX2, QX26, QX4, QX7, RD4, RHQ4, RX4, SAJ4, SAR4 SD16, SD4, SE, SG24, SHQ4, SMA7, SMW2, SM12, SM14, SSSX2, SSSX4, SWX2 SWX4, SXS4, SX4, SX7, TX2, TX26, TX4, UXU, VED6, VEX, VEX7, VMS4, VXU VX4, VX7, WDA6, WD12, WKD6, WKT2, WKT4, WKT6, WMA3, WME2, WME4 |
| | | A | 91424-Z4F-801 | TUBE, FUEL, 4.5X140 (FKM) | 1 | 1020710 ----- | HHQ4, HTF2, HT2, HT24, HXU, HX2, HX26, HX4, LAJ4, LHQ4, LSJ4, LXU LX2, LX4, PX2, QA2, QHQ4, QH26, QLL, QMA4, QMA8, QME4, QMX2, QWA4 QXC9, QXS2, QXU, QX2, QX26, QX4, QX7, RD4, RHQ4, RX4, SAJ4, SAR4 SD16, SD4, SE, SG24, SHQ4, SMA7, SMW2, SM12, SM14, SSSX2, SSSX4, SWX2 SWX4, SXS4, SX4, SX7, TX2, TX26, TX4, UXU, VED6, VEX, VEX7, VMS4, VXU VX4, VX7, WDA6, WD12, WKD6, WKT2, WKT4, WKT6, WMA3, WME2, WME4 |
| | 23 | L | 95002-02080 | CLIP, TUBE (B8) | 1 | ----- ----- | AR, DKR, KRA4, KRF4, KRR4, KRS4, KRS5, KRS6, KRT4 |
| | | | | | 2 | ----- 1020709 | HHQ4, HTF2, HT2, HT24, HXU, HX2, HX26, HX4, LAJ4, LHQ4, LSJ4, LXU LX2, LX4, PX2, QA2, QHQ4, QH26, QLL, QMA4, QMA8, QME4, QMX2, QWA4 QXC9, QXS2, QXU, QX2, QX26, QX4, QX7, RD4, RHQ4, RX4, SAJ4, SAR4 SD16, SD4, SE, SG24, SHQ4, SMA7, SMW2, SM12, SM14, SSSX2, SSSX4, SWX2 SWX4, SXS4, SX4, SX7, TX2, TX26, TX4, UXU, VED6, VEX, VEX7, VMS4, VXU VX4, VX7, WDA6, WD12, WKD6, WKT2, WKT4, WKT6, WMA3, WME2, WME4 |
| | | | | | 4 | ----- ----- | VPM4, VPR4 |
| | 27 | D | 95002-40800-08 | CLAMP, TUBE (D8) | 2 | 1020710 ----- | HHQ4, HTF2, HT2, HT24, HXU, HX2, HX26, HX4, LAJ4, LHQ4, LSJ4, LXU LX2, LX4, PX2, QA2, QHQ4, QH26, QLL, QMA4, QMA8, QME4, QMX2, QWA4 QXC9, QXS2, QXU, QX2, QX26, QX4, QX7, RD4, RHQ4, RX4, SAJ4, SAR4 SD16, SD4, SE, SG24, SHQ4, SMA7, SMW2, SM12, SM14, SSSX2, SSSX4, SWX2 SWX4, SXS4, SX4, SX7, TX2, TX26, TX4, UXU, VED6, VEX, VEX7, VMS4, VXU VX4, VX7, WDA6, WD12, WKD6, WKT2, WKT4, WKT6, WMA3, WME2, WME4 |

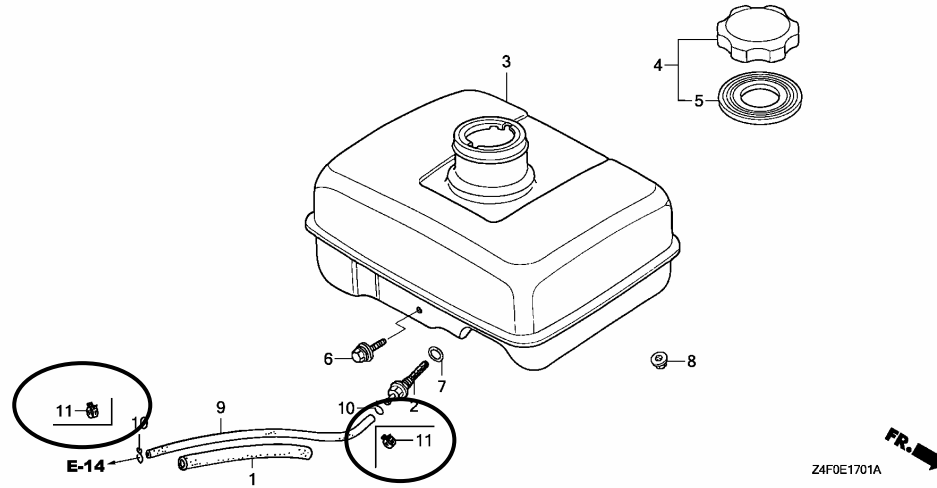
NOTE A:PART NO. CHANGE D:NEWLY PROVIDED E:PART NO. DELETION K:REQUIRED NO. CORRECTION L:APPLICATION SERIAL NO. CORRECTION
T:APPLICATION CORRECTION Z:REMARKS CHANGE

PARTS CATALOGUE NEWS

BOOKNo. : 13Z4F601

| Block No. | Ref. No. | Note | Part No. | Description | Reqd. QTY GX 120 U1 | Serial No. | Parts catalogue code |
|-----------|----------|------|----------|-------------|------------------------------|------------|----------------------|
|-----------|----------|------|----------|-------------|------------------------------|------------|----------------------|

E-17-1 FUEL TANK (2)



| | | | | | | | |
|--------|----|---|----------------|--|---|---------------|------------------------------|
| E-17-1 | 9 | | 95001-45140-40 | TUBE, FUEL, 4.5X140 (95001-45001-60M) | 1 | ----- 1020709 | LSD2, QJG2, SJD2 |
| | A | | 91424-Z4F-801 | TUBE, FUEL, 4.5X140 (FKM) | 1 | 1020710 ----- | LSD2, QJG2, SJD2 |
| | 10 | L | 95002-02080 | CLIP, TUBE (B8) | 2 | ----- 1020709 | LSD2, QJG2, SJD2 |
| | 11 | D | 95002-40800-08 | CLAMP, TUBE (D8) | 2 | 1020710 ----- | LSD2, QJG2, SJD2 |
| E-28 | 1 | L | 87135-ZE2-020 | LABEL, E-SPEC (15.5X27.5) | 1 | ----- 1005380 | DKR, HXU, LXU, QXU, UXU, VXU |

NOTE A:PART NO. CHANGE D:NEWLY PROVIDED E:PART NO.DELETION K:REQUIRED NO. CORRECTION L:APPLICATION SERIAL NO. CORRECTION
T:APPLICATION CORRECTION Z:REMARKS CHANGE



PARTS CATALOGUE NEWS

Honda Motor Co., Ltd. Service Division

PARTS CATALOGUE - CORRECTED

Printed in Japan

| | | |
|-----------------------|--------------|-------------|
| CODE NO. | BOOKLET TYPE | 13Z4F601 |
| | MICRO-FICHE | 13Z4F6EA/FA |
| PARTS CATALOGUE TITLE | GX120U1 | |
| NEWS NO. | 005 | |

| Block No. | Ref. No. | Note | Part No. | Description | Reqd. QTY | Serial No. | Parts catalogue code |
|-----------|----------|------|-----------------|--|-----------------|------------|--|
| | | | | | GX 120 U1 | | |
| E-11 | 1 | T | 28400-ZH8-023ZB | STARTER ASSY., RECOIL *NH1*..... BLACK | 1 | ----- | AR, HT24, HX2, LX2, PX2, QA2, QMX2, QWA4, QXC9, QXS2, QX2, SG24, SM12 SM14, SSS2, SSS4, TX2, VED6, WKT2 |
| | 2 | T | 28410-ZH8-003ZB | CASE COMP., RECOIL STARTER *NH1*..... BLACK | 1 | ----- | AR, HT24, HX2, LX2, PX2, QA2, QMX2, QWA4, QXC9, QXS2, QX2, SG24, SM12 SM14, SSS2, SSS4, TX2, VED6, WKT2 |
| E-12 | 2 | T | 19610-ZE0-000ZE | COVER COMP., FAN *NH1*..... BLACK | 1 | ----- | HT24, HX2, LX2, PX2, QA2, QMX2, QWA4, QXC9, QXS2, QX2, SG24, SM12 SM14, SSS2, SSS4, TX2, VED6, WKT2 |
| E-17 | 9 | T | 17510-ZE0-020ZD | TANK COMP., FUEL *NH1*..... BLACK | 1 | ----- | HT24, HX2, LX2, PX2, QA2, QMX2, QWA4, QXC9, QXS2, QX2, SG24, SM12 SM14, SSS2, SSS4, TX2, WKT2 |

NOTE A:PART NO. CHANGE D:NEWLY PROVIDED E:PART NO.DELETION K:REQUIRED NO. CORRECTION L:APPLICATION SERIAL NO. CORRECTION
T:APPLICATION CORRECTION Z:REMARKS CHANGE



PARTS CATALOGUE NEWS

Honda Motor Co., Ltd. Service Division

PARTS CATALOGUE - CORRECTED

Printed in Japan

| | | |
|----------------------------|-----------------|-------------|
| CODE NO. | BOOKLET TYPE | 13Z4F601 |
| | MICRO- FICHE | 13Z4F6EA/FA |
| PARTS CATALOGUE NEWS | GX120U1 | |
| NEWS NO. | 006 | |

| Block No. | Ref. No. | Note | Part No. | Description | Reqd. QTY | Serial No. | Parts catalogue code |
|--------------|-------------|------|---------------|----------------------------|-----------------|---------------|----------------------|
| | | | | | GX 120 U1 | | |
| E-2 | 3 | | 12210-ZH7-405 | HEAD COMP., CYLINDER | 1 | ----- 1046015 | |
| | | A | 12210-ZH7-415 | | 1 | 1046016 | |

NOTE A:PART NO. CHANGE D:NEWLY PROVIDED E:PART NO. DELETION K:REQUIRED NO. CORRECTION L:APPLICATION SERIAL NO. CORRECTION
T:APPLICATION CORRECTION Z:REMARKS CHANGE



PARTS CATALOGUE NEWS

Honda Motor Co., Ltd. Service Division

PARTS CATALOGUE - CORRECTED

Printed in Japan

| | | |
|----------------------------|-----------------|-------------|
| CODE NO. | BOOKLET TYPE | 13Z4F601 |
| | MICRO- FICHE | 13Z4F6EA/FA |
| PARTS CATALOGUE NEWS | GX120U1 | |
| NEWS NO. | 007 | |

| Block No. | Ref. No. | Note | Part No. | Description | Reqd. QTY | Serial No. | Parts catalogue code |
|-----------|----------|---------------|--------------------------------------|---|-----------------|---------------|--|
| | | | | | GX 120 U1 | | |
| E-17 | 20 | | 95001-45035-40 | TUBE, FUEL, 4. 5X35 (95001-45001-60M) | 1 | ----- 1020611 | VPM4, VPR4 |
| | A | 91424-Z4G-831 | TUBE, FUEL, 4. 5X35 (FKM) | 1 | 1020612 ----- | VPM4, VPR4 | |
| | 21 | | 95001-45110-40 | TUBE, FUEL, 4. 5X110 (95001-45001-60M) | 1 | ----- 1020611 | VPM4, VPR4 |
| | A | 91424-Z4G-811 | TUBE, FUEL, 4. 5X110 (FKM) | 1 | 1020612 ----- | VPM4, VPR4 | |
| | 23 | L | 95002-02080 | CLIP, TUBE (B8) | 1 | ----- ----- | AR, DKR, KRA4, KRF4, KRR4, KRS4, KRS5, KRS6, KRT4 |
| | | | | | 2 | ----- 1020709 | HHQ4, HTF2, HT2, HT24, HXU, HX2, HX26, HX4, LAJ4, LHQ4, LSJ4, LXU LX2, LX4, PX2, QA2, QHQ4, QH26, QLL, QMA4, QMA8, QME4, QMX2, QWA4 QXC9, QXS2, QXU, QX2, QX26, QX4, QX7, RD4, RHQ4, RX4, SAJ4, SAR4 SD16, SD4, SE, SG24, SHQ4, SMA7, SMW2, SM12, SM14, SSX2, SSX4, SWX2 SWX4, SXS4, SX4, SX7, TX2, TX26, TX4, UXU, VED6, VEX, VEX7, VMS4, VXU VX4, VX7, WDA6, WD12, WKD6, WKT2, WKT4, WKT6, WMA3, WME2, WME4 |
| | | 4 | ----- 1020611 | VPM4, VPR4 | | | |
| | 25 | T | 95002-40800-08 | CLAMP, TUBE (D8) | 4 | ----- ----- | KRS4, KRS5, KRS6 |
| | | | | 4 | 1020612 ----- | VPM4, VPR4 | |

NOTE A:PART NO. CHANGE D:NEWLY PROVIDED E:PART NO. DELETION K:REQUIRED NO. CORRECTION L:APPLICATION SERIAL NO. CORRECTION
T:APPLICATION CORRECTION Z:REMARKS CHANGE



PARTS CATALOGUE NEWS

Honda Motor Co., Ltd. Service Division

PARTS CATALOGUE - CORRECTED

Printed in Japan

| | | |
|----------------------|--------------|-------------|
| CODE NO. | BOOKLET TYPE | 13Z4F601 |
| | MICRO-FICHE | 13Z4F6EA/FA |
| PARTS CATALOGUE NEWS | GX120U1 | |
| NEWS NO. | 008 | |

| Block No. | Ref. No. | Note | Part No. | Description | Reqd. QTY | Serial No. | Parts catalogue code |
|-----------|----------|------|----------------|--------------------------|-----------------|---------------|----------------------|
| | | | | | GX 120 U1 | | |
| E-2 | 14 | | 95723-08055-00 | BOLT, FLANGE, 8X55 | 4 | ----- 1049630 | |
| | | A | 95701-08055-00 | | 4 | 1049631 | |

NOTE A:PART NO. CHANGE D:NEWLY PROVIDED E:PART NO.DELETION K:REQUIRED NO. CORRECTION L:APPLICATION SERIAL NO. CORRECTION
T:APPLICATION CORRECTION Z:REMARKS CHANGE



PARTS CATALOGUE NEWS

Honda Motor Co., Ltd. Service Division

PARTS CATALOGUE - CORRECTED

Printed in Japan

| | | |
|----------------------|--------------|-------------|
| CODE NO. | BOOKLET TYPE | 13Z4F601 |
| | MICRO-FICHE | 13Z4F6EA/FA |
| PARTS CATALOGUE NEWS | GX120U1 | |
| NEWS NO. | 009 | |

| Block No. | Ref. No. | Note | Part No. | Description | Reqd. QTY | Serial No. | Parts catalogue code |
|-----------|----------|------|---------------|-----------------------------|-----------|---------------|-----------------------------------|
| E-19 | 6 | | 31100-ZE0-811 | FLYWHEEL COMP. (LAMP) | 1 | ----- 1085092 | LAJ4, LSD2, QJG2, QXS2, RHC, SJD2 |
| | | A | 31100-ZE0-812 | | 1 | 1085093 ----- | LAJ4, LSD2, QJG2, QXS2, RHC, SJD2 |

NOTE A:PART NO. CHANGE D:NEWLY PROVIDED E:PART NO.DELETION K:REQUIRED NO. CORRECTION L:APPLICATION SERIAL NO. CORRECTION
T:APPLICATION CORRECTION Z:REMARKS CHANGE



PARTS CATALOGUE NEWS

Honda Motor Co., Ltd. Service Division

PARTS CATALOGUE - CORRECTED

Printed in Japan

| | | |
|----------------------|--------------|-------------|
| CODE NO. | BOOKLET TYPE | 13Z4F601 |
| | MICRO-FICHE | 13Z4F6EA/FA |
| PARTS CATALOGUE NEWS | GX120U1 | |
| NEWS NO. | 010 | |

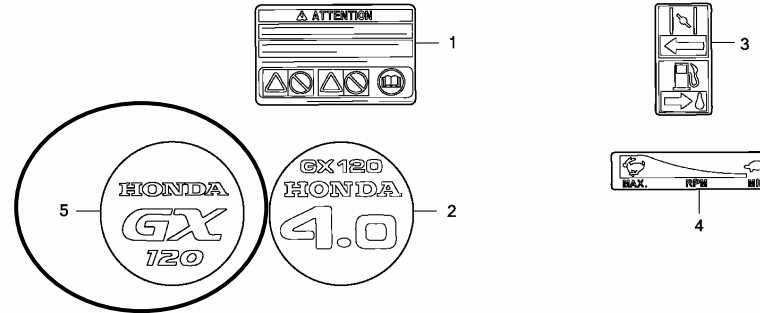
| Block No. | Ref. No. | Note | Part No. | Description | Reqd. QTY | Serial No. | Parts catalogue code |
|-----------|----------|------|---------------|----------------------|-----------------|---------------|--|
| | | | | | GX 120 U1 | | |
| E-28 | 3 | | 87521-ZH7-030 | EMBLEM (4.0) | 1 | ----- 1086134 | AR, DKR, HHQ4, HTF2, HT2, HT24, HXU, HX2, HX26, HX4, KRA4, KRF4, KRR4, KRS4, KRS5, KRS6, KRT4, LAJ4, LHQ4, LSJ4, LXU, LX2, LX4, PX2, QA2, QHQ4, QH26, QJG2, QLL, QMA4, QMA8, QME4, QMX2, QWA4, QXC9, QXS2, QXU, QX2, QX26, QX4, QX7, RD4, RHC, RHQ4, RX4, SAJ4, SAR4, SD16, SD4, SE, SG24, SHQ4, SMA7, SMW2, SM12, SM14, SSX2, SSX4, SWX2, SWX4, SXS4, SX4, SX7, TX2, TX26, TX4, UXU, VED6, VEX, VEX7, VMS4, VXU, VX4, VX7, WDA6, WD12, WKD6, WKT2, WKT4, WKT6, WMA3, WME2, WME4 |
| | | A | 87521-ZH7-040 | EMBLEM (GX120) | 1 | 1086135 ----- | AR, DKR, HHQ4, HTF2, HT2, HT24, HXU, HX2, HX26, HX4, KRA4, KRF4, KRR4, KRS4, KRS5, KRS6, KRT4, LAJ4, LHQ4, LSJ4, LXU, LX2, LX4, PX2, QA2, QHQ4, QH26, QJG2, QLL, QMA4, QMA8, QME4, QMX2, QWA4, QXC9, QXS2, QXU, QX2, QX26, QX4, QX7, RD4, RHC, RHQ4, RX4, SAJ4, SAR4, SD16, SD4, SE, SG24, SHQ4, SMA7, SMW2, SM12, SM14, SSX2, SSX4, SWX2, SWX4, SXS4, SX4, SX7, TX2, TX26, TX4, UXU, VED6, VEX, VEX7, VMS4, VXU, VX4, VX7, WDA6, WD12, WKD6, WKT2, WKT4, WKT6, WMA3, WME2, WME4 |

NOTE A:PART NO. CHANGE D:NEWLY PROVIDED E:PART NO.DELETION K:REQUIRED NO. CORRECTION L:APPLICATION SERIAL NO. CORRECTION
T:APPLICATION CORRECTION Z:REMARKS CHANGE

PARTS CATALOGUE NEWS

BOOKNo. : 13Z4F601

| Block No. | Ref. No. | Note | Part No. | Description | Reqd. QTY GX 120 U1 | Serial No. | Parts catalogue code |
|-----------|----------|------|-----------------|-------------|------------------------------|------------|----------------------|
| E-40-3 | | | OTHER PARTS (4) | | | | |



Z4F0E4003A

| | | | | | | | |
|--------|---|---|---------------|----------------------|---|---------------|------------|
| E-40-3 | 2 | L | 87521-ZH7-030 | EMBLEM (4.0) | 1 | ----- 1086134 | VPM4, VPR4 |
| | 5 | D | 87521-ZH7-040 | EMBLEM (GX120) | 1 | 1086135 ----- | VPM4, VPR4 |

NOTE A:PART NO. CHANGE D:NEWLY PROVIDED E:PART NO.DELETION K:REQUIRED NO. CORRECTION L:APPLICATION SERIAL NO. CORRECTION
T:APPLICATION CORRECTION Z:REMARKS CHANGE



PARTS CATALOGUE NEWS

Honda Motor Co., Ltd. Service Division

PARTS CATALOGUE - CORRECTED

Printed in Japan

| | | |
|----------------------------|-----------------|-------------|
| CODE NO. | BOOKLET TYPE | 13Z4F601 |
| | MICRO- FICHE | 13Z4F6EA/FA |
| PARTS CATALOGUE NEWS | GX120U1 | |
| NEWS NO. | 011 | |

| Block No. | Ref. No. | Note | Part No. | Description | Reqd. QTY | Serial No. | Parts catalogue code |
|-----------|----------|------|---------------|--------------------------------------|-----------------|---------------|--|
| | | | | | GX 120 U1 | | |
| E-8 | 1 | L | 13010-ZH7-003 | RING SET, PISTON (STD.) (TEIKOKU) | 1 | ----- 1085092 | AR, DKR, HHQ4, HTF2, HT2, HT24, HXU, HX2, HX26, HX4, KRA4, KRF4, KRR4, KRS4, KRS5, KRS6, KRT4, LAJ4, LHQ4, LSD2, LSJ4, LXU, LX2, LX4, PX2, QA2, QHQ4, QH26, QJG2, QLL, QMA4, QMA8, QME4, QMX2, QWA4, QXC9, QXS2, QXU, QX2, QX26, QX4, QX7, RD4, RHC, RHQ4, RX4, SAJ4, SAR4, SD16, SD4, SE, SG24, SHQ4, SJD2, SMA7, SMW2, SM12, SM14, SSX2, SSX4, SWX2, SWX4, SXS4, SX4, SX7, TX2, TX26, TX4, UXU, VED6, VEX, VEX7, VMS4, VPM4, VPR4, VXU, VX4, VX7, WDA6, WD12, WKD6, WKT2, WKT4, WKT6, WMA3, WME2, WME4 |
| | | L | 13010-ZH7-004 | RING SET, PISTON (STD.) (NIPPON) | 1 | ----- 1085092 | AR, DKR, HHQ4, HTF2, HT2, HT24, HXU, HX2, HX26, HX4, KRA4, KRF4, KRR4, KRS4, KRS5, KRS6, KRT4, LAJ4, LHQ4, LSD2, LSJ4, LXU, LX2, LX4, PX2, QA2, QHQ4, QH26, QJG2, QLL, QMA4, QMA8, QME4, QMX2, QWA4, QXC9, QXS2, QXU, QX2, QX26, QX4, QX7, RD4, RHC, RHQ4, RX4, SAJ4, SAR4, SD16, SD4, SE, SG24, SHQ4, SJD2, SMA7, SMW2, SM12, SM14, SSX2, SSX4, SWX2, SWX4, SXS4, SX4, SX7, TX2, TX26, TX4, UXU, VED6, VEX, VEX7, VMS4, VPM4, VPR4, VXU, VX4, VX7, WDA6, WD12, WKD6, WKT2, WKT4, WKT6, WMA3, WME2, WME4 |

NOTE A:PART NO. CHANGE D:NEWLY PROVIDED E:PART NO.DELETION K:REQUIRED NO. CORRECTION L:APPLICATION SERIAL NO. CORRECTION
T:APPLICATION CORRECTION Z:REMARKS CHANGE

PARTS CATALOGUE NEWS

BOOKNo. : 13Z4F601

| Block No. | Ref. No. | Note | Part No. | Description | Reqd. QTY | | Serial No. | Parts catalogue code |
|-----------|----------|------|---------------|--------------------------------------|-----------------|-------|------------|--|
| | | | | | GX 120 U1 | | | |
| | | L | 13011-ZH7-003 | RING SET, PISTON (0.25) (TEIKOKU) | (1) | ----- | 1085092 | AR, DKR, HHQ4, HTF2, HT2, HT24, HXU, HX2, HX26, HX4, KRA4, KRF4, KRR4, KRS4, KRS5, KRS6, KRT4, LAJ4, LHQ4, LSD2, LSJ4, LXU, LX2, LX4, PX2, QA2, QHQ4, QH26, QJG2, QLL, QMA4, QMA8, QME4, QMX2, QWA4, QXC9, QXS2, QXU, QX2, QX26, QX4, QX7, RD4, RHC, RHQ4, RX4, SAJ4, SAR4, SD16, SD4, SE, SG24, SHQ4, SJD2, SMA7, SMW2, SM12, SM14, SSX2, SSX4, SWX2, SWX4, SXS4, SX4, SX7, TX2, TX26, TX4, UXU, VED6, VEX, VEX7, VMS4, VPM4, VPR4, VXU, VX4, VX7, WDA6, WD12, WKD6, WKT2, WKT4, WKT6, WMA3, WME2, WME4 |
| | | L | 13011-ZH7-004 | RING SET, PISTON (0.25) (NIPPON) | (1) | ----- | 1085092 | AR, DKR, HHQ4, HTF2, HT2, HT24, HXU, HX2, HX26, HX4, KRA4, KRF4, KRR4, KRS4, KRS5, KRS6, KRT4, LAJ4, LHQ4, LSD2, LSJ4, LXU, LX2, LX4, PX2, QA2, QHQ4, QH26, QJG2, QLL, QMA4, QMA8, QME4, QMX2, QWA4, QXC9, QXS2, QXU, QX2, QX26, QX4, QX7, RD4, RHC, RHQ4, RX4, SAJ4, SAR4, SD16, SD4, SE, SG24, SHQ4, SJD2, SMA7, SMW2, SM12, SM14, SSX2, SSX4, SWX2, SWX4, SXS4, SX4, SX7, TX2, TX26, TX4, UXU, VED6, VEX, VEX7, VMS4, VPM4, VPR4, VXU, VX4, VX7, WDA6, WD12, WKD6, WKT2, WKT4, WKT6, WMA3, WME2, WME4 |
| | | L | 13012-ZH7-003 | RING SET, PISTON (0.50) (TEIKOKU) | (1) | ----- | 1085092 | AR, DKR, HHQ4, HTF2, HT2, HT24, HXU, HX2, HX26, HX4, KRA4, KRF4, KRR4, KRS4, KRS5, KRS6, KRT4, LAJ4, LHQ4, LSD2, LSJ4, LXU, LX2, LX4, PX2, QA2, QHQ4, QH26, QJG2, QLL, QMA4, QMA8, QME4, QMX2, QWA4, QXC9, QXS2, QXU, QX2, QX26, QX4, QX7, RD4, RHC, RHQ4, RX4, SAJ4, SAR4, SD16, SD4, SE, SG24, SHQ4, SJD2, SMA7, SMW2, SM12, SM14, SSX2, SSX4, SWX2, SWX4, SXS4, SX4, SX7, TX2, TX26, TX4, UXU, VED6, VEX, VEX7, VMS4, VPM4, VPR4, VXU, VX4, VX7, WDA6, WD12, WKD6, WKT2, WKT4, WKT6, WMA3, WME2, WME4 |
| | | L | 13012-ZH7-004 | RING SET, PISTON (0.50) (NIPPON) | (1) | ----- | 1085092 | AR, DKR, HHQ4, HTF2, HT2, HT24, HXU, HX2, HX26, HX4, KRA4, KRF4, KRR4, KRS4, KRS5, KRS6, KRT4, LAJ4, LHQ4, LSD2, LSJ4, LXU, LX2, LX4, PX2, QA2, QHQ4, QH26, QJG2, QLL, QMA4, QMA8, QME4, QMX2, QWA4, QXC9, QXS2, QXU, QX2, QX26, QX4, QX7, RD4, RHC, RHQ4, RX4, SAJ4, SAR4, SD16, SD4, SE, SG24, SHQ4, SJD2, SMA7, SMW2, SM12, SM14, SSX2, SSX4, SWX2, SWX4, SXS4, SX4, SX7, TX2, TX26, TX4, UXU, VED6, VEX, VEX7, VMS4, VPM4, VPR4, VXU, VX4, VX7, WDA6, WD12, WKD6, WKT2, WKT4, WKT6, WMA3, WME2, WME4 |

NOTE A:PART NO. CHANGE D:NEWLY PROVIDED E:PART NO.DELETION K:REQUIRED NO. CORRECTION L:APPLICATION SERIAL NO. CORRECTION
T:APPLICATION CORRECTION Z:REMARKS CHANGE

PARTS CATALOGUE NEWS

BOOKNo. : 13Z4F601

| Block No. | Ref. No. | Note | Part No. | Description | Reqd. QTY | | Serial No. | Parts catalogue code |
|-----------|----------|------|---------------|--------------------------------------|-----------------|---------|------------|--|
| | | | | | GX 120 U1 | | | |
| | | L | 13013-ZH7-003 | RING SET, PISTON (0.75) (TEIKOKU) | (1) | ----- | 1085092 | AR, DKR, HHQ4, HTF2, HT2, HT24, HXU, HX2, HX26, HX4, KRA4, KRF4, KRR4, KRS4, KRS5, KRS6, KRT4, LAJ4, LHQ4, LSD2, LSJ4, LXU, LX2, LX4, PX2, QA2, QHQ4, QH26, QJG2, QLL, QMA4, QMA8, QME4, QMX2, QWA4, QXC9, QXS2, QXU, QX2, QX26, QX4, QX7, RD4, RHC, RHQ4, RX4, SAJ4, SAR4, SD16, SD4, SE, SG24, SHQ4, SJD2, SMA7, SMW2, SM12, SM14, SSS2, SSS4, SWX2, SWX4, SXS4, SX4, SX7, TX2, TX26, TX4, UXU, VED6, VEX, VEX7, VMS4, VPM4, VPR4, VXU, VX4, VX7, WDA6, WD12, WKD6, WKT2, WKT4, WKT6, WMA3, WME2, WME4 |
| | | L | 13013-ZH7-004 | RING SET, PISTON (0.75) (NIPPON) | (1) | ----- | 1085092 | AR, DKR, HHQ4, HTF2, HT2, HT24, HXU, HX2, HX26, HX4, KRA4, KRF4, KRR4, KRS4, KRS5, KRS6, KRT4, LAJ4, LHQ4, LSD2, LSJ4, LXU, LX2, LX4, PX2, QA2, QHQ4, QH26, QJG2, QLL, QMA4, QMA8, QME4, QMX2, QWA4, QXC9, QXS2, QXU, QX2, QX26, QX4, QX7, RD4, RHC, RHQ4, RX4, SAJ4, SAR4, SD16, SD4, SE, SG24, SHQ4, SJD2, SMA7, SMW2, SM12, SM14, SSS2, SSS4, SWX2, SWX4, SXS4, SX4, SX7, TX2, TX26, TX4, UXU, VED6, VEX, VEX7, VMS4, VPM4, VPR4, VXU, VX4, VX7, WDA6, WD12, WKD6, WKT2, WKT4, WKT6, WMA3, WME2, WME4 |
| | | D | 13010-Z4F-004 | RING SET, PISTON (STD.) (TEIKOKU) | 1 | 1085093 | ----- | AR, DKR, HHQ4, HTF2, HT2, HT24, HXU, HX2, HX26, HX4, KRA4, KRF4, KRR4, KRS4, KRS5, KRS6, KRT4, LAJ4, LHQ4, LSD2, LSJ4, LXU, LX2, LX4, PX2, QA2, QHQ4, QH26, QJG2, QLL, QMA4, QMA8, QME4, QMX2, QWA4, QXC9, QXS2, QXU, QX2, QX26, QX4, QX7, RD4, RHC, RHQ4, RX4, SAJ4, SAR4, SD16, SD4, SE, SG24, SHQ4, SJD2, SMA7, SMW2, SM12, SM14, SSS2, SSS4, SWX2, SWX4, SXS4, SX4, SX7, TX2, TX26, TX4, UXU, VED6, VEX, VEX7, VMS4, VPM4, VPR4, VXU, VX4, VX7, WDA6, WD12, WKD6, WKT2, WKT4, WKT6, WMA3, WME2, WME4 |
| | | D | 13011-Z4F-004 | RING SET, PISTON (0.25) (TEIKOKU) | (1) | 1085093 | ----- | AR, DKR, HHQ4, HTF2, HT2, HT24, HXU, HX2, HX26, HX4, KRA4, KRF4, KRR4, KRS4, KRS5, KRS6, KRT4, LAJ4, LHQ4, LSD2, LSJ4, LXU, LX2, LX4, PX2, QA2, QHQ4, QH26, QJG2, QLL, QMA4, QMA8, QME4, QMX2, QWA4, QXC9, QXS2, QXU, QX2, QX26, QX4, QX7, RD4, RHC, RHQ4, RX4, SAJ4, SAR4, SD16, SD4, SE, SG24, SHQ4, SJD2, SMA7, SMW2, SM12, SM14, SSS2, SSS4, SWX2, SWX4, SXS4, SX4, SX7, TX2, TX26, TX4, UXU, VED6, VEX, VEX7, VMS4, VPM4, VPR4, VXU, VX4, VX7, WDA6, WD12, WKD6, WKT2, WKT4, WKT6, WMA3, WME2, WME4 |

NOTE A:PART NO. CHANGE D:NEWLY PROVIDED E:PART NO.DELETION K:REQUIRED NO. CORRECTION L:APPLICATION SERIAL NO. CORRECTION
T:APPLICATION CORRECTION Z:REMARKS CHANGE

PARTS CATALOGUE NEWS

BOOKNo. : 13Z4F601

| Block No. | Ref. No. | Note | Part No. | Description | Reqd. QTY | | Serial No. | Parts catalogue code |
|-----------|----------|------|---------------|--------------------------------------|-----------------|--|---------------|--|
| | | | | | GX 120 U1 | | | |
| | | D | 13012-Z4F-004 | RING SET, PISTON (0.50) (TEIKOKU) | (1) | | 1085093 ----- | AR, DKR, HHQ4, HTF2, HT2, HT24, HXU, HX2, HX26, HX4, KRA4, KRF4, KRR4, KRS4, KRS5, KRS6, KRT4, LAJ4, LHQ4, LSD2, LSJ4, LXU, LX2, LX4, PX2, QA2, QHQ4, QH26, QJG2, QLL, QMA4, QMA8, QME4, QMX2, QWA4, QXC9, QXS2, QXU, QX2, QX26, QX4, QX7, RD4, RHC, RHQ4, RX4, SAJ4, SAR4, SD16, SD4, SE, SG24, SHQ4, SJD2, SMA7, SMW2, SM12, SM14, SSX2, SSX4, SWX2, SWX4, SXS4, SX4, SX7, TX2, TX26, TX4, UXU, VED6, VEX, VEX7, VMS4, VPM4, VPR4, VXU, VX4, VX7, WDA6, WD12, WKD6, WKT2, WKT4, WKT6, WMA3, WME2, WME4 |
| | | D | 13013-Z4F-004 | RING SET, PISTON (0.75) (TEIKOKU) | (1) | | 1085093 ----- | AR, DKR, HHQ4, HTF2, HT2, HT24, HXU, HX2, HX26, HX4, KRA4, KRF4, KRR4, KRS4, KRS5, KRS6, KRT4, LAJ4, LHQ4, LSD2, LSJ4, LXU, LX2, LX4, PX2, QA2, QHQ4, QH26, QJG2, QLL, QMA4, QMA8, QME4, QMX2, QWA4, QXC9, QXS2, QXU, QX2, QX26, QX4, QX7, RD4, RHC, RHQ4, RX4, SAJ4, SAR4, SD16, SD4, SE, SG24, SHQ4, SJD2, SMA7, SMW2, SM12, SM14, SSX2, SSX4, SWX2, SWX4, SXS4, SX4, SX7, TX2, TX26, TX4, UXU, VED6, VEX, VEX7, VMS4, VPM4, VPR4, VXU, VX4, VX7, WDA6, WD12, WKD6, WKT2, WKT4, WKT6, WMA3, WME2, WME4 |
| | 2 | L | 13101-ZH7-010 | PISTON (STD.) | 1 | | ----- 1085092 | AR, DKR, HHQ4, HTF2, HT2, HT24, HXU, HX2, HX26, HX4, KRA4, KRF4, KRR4, KRS4, KRS5, KRS6, KRT4, LAJ4, LHQ4, LSD2, LSJ4, LXU, LX2, LX4, PX2, QA2, QHQ4, QH26, QJG2, QLL, QMA4, QMA8, QME4, QMX2, QWA4, QXC9, QXS2, QXU, QX2, QX26, QX4, QX7, RD4, RHC, RHQ4, RX4, SAJ4, SAR4, SD16, SD4, SE, SG24, SHQ4, SJD2, SMA7, SMW2, SM12, SM14, SSX2, SSX4, SWX2, SWX4, SXS4, SX4, SX7, TX2, TX26, TX4, UXU, VED6, VEX, VEX7, VMS4, VPM4, VPR4, VXU, VX4, VX7, WDA6, WD12, WKD6, WKT2, WKT4, WKT6, WMA3, WME2, WME4 |
| | | L | 13102-ZH7-010 | PISTON (0.25) | (1) | | ----- 1085092 | AR, DKR, HHQ4, HTF2, HT2, HT24, HXU, HX2, HX26, HX4, KRA4, KRF4, KRR4, KRS4, KRS5, KRS6, KRT4, LAJ4, LHQ4, LSD2, LSJ4, LXU, LX2, LX4, PX2, QA2, QHQ4, QH26, QJG2, QLL, QMA4, QMA8, QME4, QMX2, QWA4, QXC9, QXS2, QXU, QX2, QX26, QX4, QX7, RD4, RHC, RHQ4, RX4, SAJ4, SAR4, SD16, SD4, SE, SG24, SHQ4, SJD2, SMA7, SMW2, SM12, SM14, SSX2, SSX4, SWX2, SWX4, SXS4, SX4, SX7, TX2, TX26, TX4, UXU, VED6, VEX, VEX7, VMS4, VPM4, VPR4, VXU, VX4, VX7, WDA6, WD12, WKD6, WKT2, WKT4, WKT6, WMA3, WME2, WME4 |
| | | L | 13103-ZH7-010 | PISTON (0.50) | (1) | | ----- 1085092 | AR, DKR, HHQ4, HTF2, HT2, HT24, HXU, HX2, HX26, HX4, KRA4, KRF4, KRR4, KRS4, KRS5, KRS6, KRT4, LAJ4, LHQ4, LSD2, LSJ4, LXU, LX2, LX4, PX2, QA2, QHQ4, QH26, QJG2, QLL, QMA4, QMA8, QME4, QMX2, QWA4, QXC9, QXS2, QXU, QX2, QX26, QX4, QX7, RD4, RHC, RHQ4, RX4, SAJ4, SAR4, SD16, SD4, SE, SG24, SHQ4, SJD2, SMA7, SMW2, SM12, SM14, SSX2, SSX4, SWX2, SWX4, SXS4, SX4, SX7, TX2, TX26, TX4, UXU, VED6, VEX, VEX7, VMS4, VPM4, VPR4, VXU, VX4, VX7, WDA6, WD12, WKD6, WKT2, WKT4, WKT6, WMA3, WME2, WME4 |

NOTE A:PART NO. CHANGE D:NEWLY PROVIDED E:PART NO.DELETION K:REQUIRED NO. CORRECTION L:APPLICATION SERIAL NO. CORRECTION
T:APPLICATION CORRECTION Z:REMARKS CHANGE

PARTS CATALOGUE NEWS

BOOKNo. : 13Z4F601

| Block No. | Ref. No. | Note | Part No. | Description | Reqd. QTY | | Serial No. | Parts catalogue code |
|-----------|----------|------|---------------|---------------------|-----------------|--|---------------|--|
| | | | | | GX 120 U1 | | | |
| | | L | 13104-ZH7-010 | PISTON (0.75) | (1) | | ----- 1085092 | AR, DKR, HHQ4, HTF2, HT2, HT24, HXU, HX2, HX26, HX4, KRA4, KRF4, KRR4, KRS4, KRS5, KRS6, KRT4, LAJ4, LHQ4, LSD2, LSJ4, LXU, LX2, LX4, PX2, QA2, QHQ4, QH26, QJG2, QLL, QMA4, QMA8, QME4, QMX2, QWA4, QXC9, QXS2, QXU, QX2, QX26, QX4, QX7, RD4, RHC, RHQ4, RX4, SAJ4, SAR4, SD16, SD4, SE, SG24, SHQ4, SJD2, SMA7, SMW2, SM12, SM14, SSX2, SSX4, SWX2, SWX4, SXS4, SX4, SX7, TX2, TX26, TX4, UXU, VED6, VEX, VEX7, VMS4, VPM4, VPR4, VXU, VX4, VX7, WDA6, WD12, WKD6, WKT2, WKT4, WKT6, WMA3, WME2, WME4 |
| | | D | 13101-ZH7-020 | PISTON (STD.) | 1 | | 1085093 ----- | AR, DKR, HHQ4, HTF2, HT2, HT24, HXU, HX2, HX26, HX4, KRA4, KRF4, KRR4, KRS4, KRS5, KRS6, KRT4, LAJ4, LHQ4, LSD2, LSJ4, LXU, LX2, LX4, PX2, QA2, QHQ4, QH26, QJG2, QLL, QMA4, QMA8, QME4, QMX2, QWA4, QXC9, QXS2, QXU, QX2, QX26, QX4, QX7, RD4, RHC, RHQ4, RX4, SAJ4, SAR4, SD16, SD4, SE, SG24, SHQ4, SJD2, SMA7, SMW2, SM12, SM14, SSX2, SSX4, SWX2, SWX4, SXS4, SX4, SX7, TX2, TX26, TX4, UXU, VED6, VEX, VEX7, VMS4, VPM4, VPR4, VXU, VX4, VX7, WDA6, WD12, WKD6, WKT2, WKT4, WKT6, WMA3, WME2, WME4 |
| | | D | 13102-ZH7-020 | PISTON (0.25) | (1) | | 1085093 ----- | AR, DKR, HHQ4, HTF2, HT2, HT24, HXU, HX2, HX26, HX4, KRA4, KRF4, KRR4, KRS4, KRS5, KRS6, KRT4, LAJ4, LHQ4, LSD2, LSJ4, LXU, LX2, LX4, PX2, QA2, QHQ4, QH26, QJG2, QLL, QMA4, QMA8, QME4, QMX2, QWA4, QXC9, QXS2, QXU, QX2, QX26, QX4, QX7, RD4, RHC, RHQ4, RX4, SAJ4, SAR4, SD16, SD4, SE, SG24, SHQ4, SJD2, SMA7, SMW2, SM12, SM14, SSX2, SSX4, SWX2, SWX4, SXS4, SX4, SX7, TX2, TX26, TX4, UXU, VED6, VEX, VEX7, VMS4, VPM4, VPR4, VXU, VX4, VX7, WDA6, WD12, WKD6, WKT2, WKT4, WKT6, WMA3, WME2, WME4 |
| | | D | 13103-ZH7-020 | PISTON (0.50) | (1) | | 1085093 ----- | AR, DKR, HHQ4, HTF2, HT2, HT24, HXU, HX2, HX26, HX4, KRA4, KRF4, KRR4, KRS4, KRS5, KRS6, KRT4, LAJ4, LHQ4, LSD2, LSJ4, LXU, LX2, LX4, PX2, QA2, QHQ4, QH26, QJG2, QLL, QMA4, QMA8, QME4, QMX2, QWA4, QXC9, QXS2, QXU, QX2, QX26, QX4, QX7, RD4, RHC, RHQ4, RX4, SAJ4, SAR4, SD16, SD4, SE, SG24, SHQ4, SJD2, SMA7, SMW2, SM12, SM14, SSX2, SSX4, SWX2, SWX4, SXS4, SX4, SX7, TX2, TX26, TX4, UXU, VED6, VEX, VEX7, VMS4, VPM4, VPR4, VXU, VX4, VX7, WDA6, WD12, WKD6, WKT2, WKT4, WKT6, WMA3, WME2, WME4 |
| | | D | 13104-ZH7-020 | PISTON (0.75) | (1) | | 1085093 ----- | AR, DKR, HHQ4, HTF2, HT2, HT24, HXU, HX2, HX26, HX4, KRA4, KRF4, KRR4, KRS4, KRS5, KRS6, KRT4, LAJ4, LHQ4, LSD2, LSJ4, LXU, LX2, LX4, PX2, QA2, QHQ4, QH26, QJG2, QLL, QMA4, QMA8, QME4, QMX2, QWA4, QXC9, QXS2, QXU, QX2, QX26, QX4, QX7, RD4, RHC, RHQ4, RX4, SAJ4, SAR4, SD16, SD4, SE, SG24, SHQ4, SJD2, SMA7, SMW2, SM12, SM14, SSX2, SSX4, SWX2, SWX4, SXS4, SX4, SX7, TX2, TX26, TX4, UXU, VED6, VEX, VEX7, VMS4, VPM4, VPR4, VXU, VX4, VX7, WDA6, WD12, WKD6, WKT2, WKT4, WKT6, WMA3, WME2, WME4 |

NOTE A:PART NO. CHANGE D:NEWLY PROVIDED E:PART NO.DELETION K:REQUIRED NO. CORRECTION L:APPLICATION SERIAL NO. CORRECTION
T:APPLICATION CORRECTION Z:REMARKS CHANGE

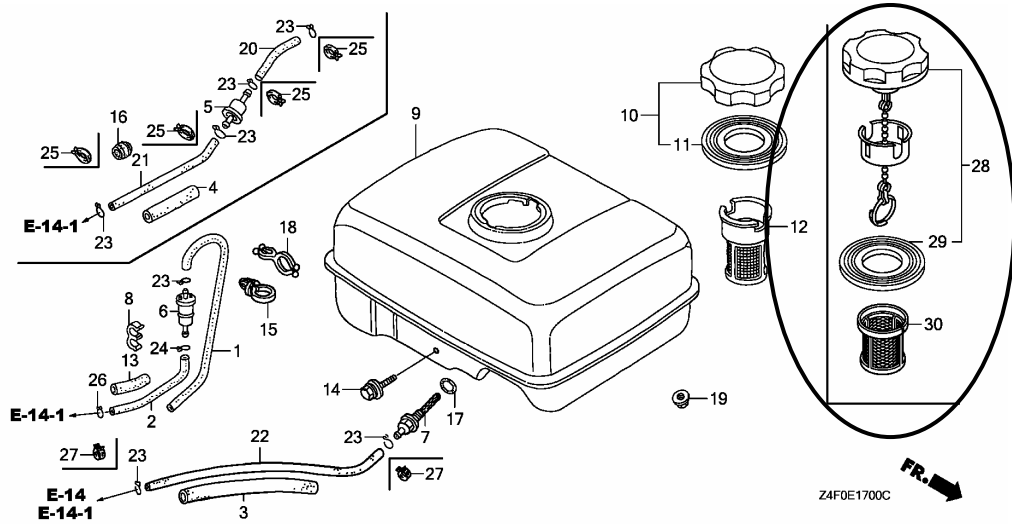
PARTS CATALOGUE NEWS

BOOKNo. : 13Z4F601

| Block No. | Ref. No. | Note | Part No. | Description | Reqd. QTY | | Serial No. | Parts catalogue code |
|-----------|----------|------|----------|-------------|-----------|----|------------|----------------------|
| | | | | | GX | U1 | | |

E-17 FUEL TANK (1)

| Ref. No. | (Relative ref. Number) | Description | FRT |
|----------|------------------------|---------------------------|-----|
| 12 | (30) | 3101A6 FILTER, FUEL | 0.1 |



| | | | | | | | | |
|------|----|---|---------------|---|---|-------|---------|--|
| E-17 | 10 | L | 17620-Z0T-305 | CAP COMP., FUEL FILLER (CHROME PLATED) | 1 | ----- | 1085092 | HHQ4, HTF2, HT2, HT24, HXU, HX2, HX26, HX4, LAJ4, LHQ4, LSJ4, LXU LX2, LX4, PX2, QA2, QHQ4, QH26, QLL, QMA4, QMA8, GME4, QMX2, QWA4 QXC9, QXS2, QXU, QX2, QX26, QX4, QX7, RD4, RHQ4, RX4, SAJ4, SAR4 SD16, SD4, SE, SG24, SHQ4, SMA7, SMW2, SM12, SM14, SSS2, SSX4, SWX2 SWX4, SXS4, SX4, SX7, TX2, TX26, TX4, UXU, VED6, VEX, VEX7, VMS4, VXU VX4, VX7, WDA6, WD12, WKD6, WKT2, WKT4, WKT6, WMA3, WME2, WME4 |
| | 11 | L | 17631-Z0T-812 | PACKING, FUEL FILLER CAP (39X62X3) | 1 | ----- | 1085092 | HHQ4, HTF2, HT2, HT24, HXU, HX2, HX26, HX4, LAJ4, LHQ4, LSJ4, LXU LX2, LX4, PX2, QA2, QHQ4, QH26, QLL, QMA4, QMA8, GME4, QMX2, QWA4 QXC9, QXS2, QXU, QX2, QX26, QX4, QX7, RD4, RHQ4, RX4, SAJ4, SAR4 SD16, SD4, SE, SG24, SHQ4, SMA7, SMW2, SM12, SM14, SSS2, SSX4, SWX2 SWX4, SXS4, SX4, SX7, TX2, TX26, TX4, UXU, VED6, VEX, VEX7, VMS4, VXU VX4, VX7, WDA6, WD12, WKD6, WKT2, WKT4, WKT6, WMA3, WME2, WME4 |
| | 12 | L | 17672-ZE2-W01 | FILTER, FUEL | 1 | ----- | 1085092 | LAJ4, LSJ4, QA2, QLL, QMX2, SAJ4, SAR4, SMW2, SM12, SM14, SSS2, SSX4 VED6, WDA6, WKD6, WKT2, WKT4, WKT6, WME2 |

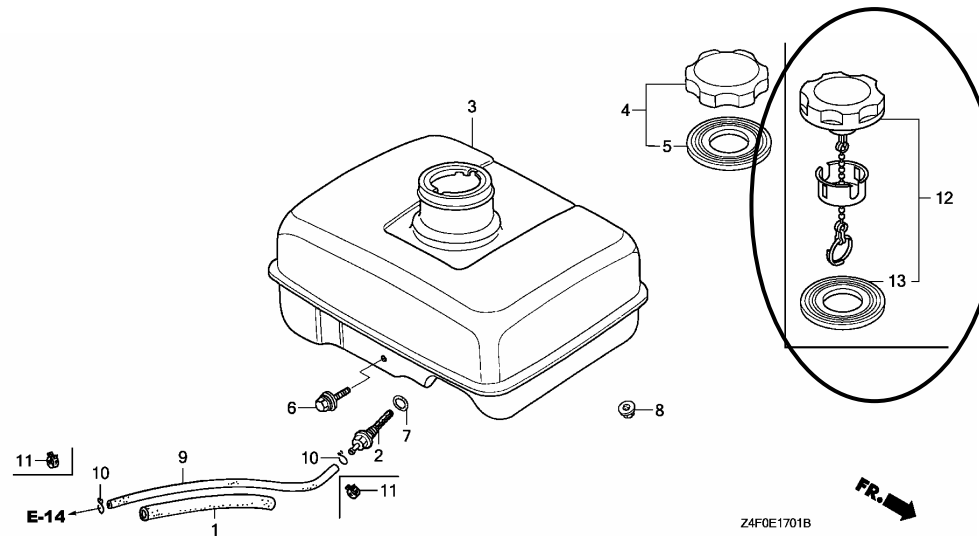
NOTE A:PART NO. CHANGE D:NEWLY PROVIDED E:PART NO.DELETION K:REQUIRED NO. CORRECTION L:APPLICATION SERIAL NO. CORRECTION
T:APPLICATION CORRECTION Z:REMARKS CHANGE

PARTS CATALOGUE NEWS

BOOKNo. : 13Z4F601

| Block No. | Ref. No. | Note | Part No. | Description | Reqd. QTY | | Serial No. | Parts catalogue code |
|-----------|----------|------|---------------|---------------------------------------|-----------------|--|---------------|--|
| | | | | | GX 120 U1 | | | |
| | 28 | D | 17620-Z4H-000 | CAP COMP., FUEL FILLER | 1 | | 1085093 ----- | HHQ4, HTF2, HT2, HT24, HXU, HX2, HX26, HX4, LAJ4, LHQ4, LSJ4, LXU LX2, LX4, PX2, QA2, QHQ4, QH26, QLL, QMA4, QMA8, QME4, QMX2, QWA4 QXC9, QXS2, QXU, QX2, QX26, QX4, QX7, RD4, RHQ4, RX4, SAJ4, SAR4 SD16, SD4, SE, SG24, SHQ4, SMA7, SMW2, SM12, SM14, SSX2, SSX4, SWX2 SWX4, SXS4, SX4, SX7, TX2, TX26, TX4, UXU, VED6, VEX, VEX7, VMS4, VXU VX4, VX7, WDA6, WD12, WKD6, WKT2, WKT4, WKT6, WMA3, WME2, WME4 |
| | 29 | D | 17631-Z0T-801 | PACKING, FUEL FILLER CAP (39X62X3) | 1 | | 1085093 ----- | HHQ4, HTF2, HT2, HT24, HXU, HX2, HX26, HX4, LAJ4, LHQ4, LSJ4, LXU LX2, LX4, PX2, QA2, QHQ4, QH26, QLL, QMA4, QMA8, QME4, QMX2, QWA4 QXC9, QXS2, QXU, QX2, QX26, QX4, QX7, RD4, RHQ4, RX4, SAJ4, SAR4 SD16, SD4, SE, SG24, SHQ4, SMA7, SMW2, SM12, SM14, SSX2, SSX4, SWX2 SWX4, SXS4, SX4, SX7, TX2, TX26, TX4, UXU, VED6, VEX, VEX7, VMS4, VXU VX4, VX7, WDA6, WD12, WKD6, WKT2, WKT4, WKT6, WMA3, WME2, WME4 |
| | 30 | D | 17672-Z4H-000 | FILTER, FUEL | 1 | | 1085093 ----- | LAJ4, LSJ4, QA2, QLL, QMX2, SAJ4, SAR4, SMW2, SM12, SM14, SSX2, SSX4 VED6, WDA6, WKD6, WKT2, WKT4, WKT6, WME2 |

E-17-1 FUEL TANK (2)



| | | | | | | | | |
|--------|---|---|---------------|---|---|--|---------------|------------------|
| E-17-1 | 4 | L | 17620-Z0T-305 | CAP COMP., FUEL FILLER (CHROME PLATED) | 1 | | 1085092 ----- | LSD2, QJG2, SJD2 |
| | 5 | L | 17631-Z0T-812 | PACKING, FUEL FILLER CAP (39X62X3) | 1 | | 1085092 ----- | LSD2, QJG2, SJD2 |

NOTE A:PART NO. CHANGE D:NEWLY PROVIDED E:PART NO.DELETION K:REQUIRED NO. CORRECTION L:APPLICATION SERIAL NO. CORRECTION
T:APPLICATION CORRECTION Z:REMARKS CHANGE

PARTS CATALOGUE NEWS

BOOKNo. : 13Z4F601

| Block No. | Ref. No. | Note | Part No. | Description | Reqd. QTY | | Serial No. | Parts catalogue code |
|-----------|----------|------|---------------|---------------------------------------|-----------------|--|---------------|---|
| | | | | | GX 120 U1 | | | |
| | 12 | D | 17620-Z4H-000 | CAP COMP., FUEL FILLER | 1 | | 1085093 ----- | LSD2, QJG2, SJD2 |
| | 13 | D | 17631-Z0T-801 | PACKING, FUEL FILLER CAP (39X62X3) | 1 | | 1085093 ----- | LSD2, QJG2, SJD2 |
| E-19 | 5 | L | 31100-ZE0-010 | FLYWHEEL COMP. | 1 | | ----- 1085092 | AR, DKR, HHQ4, HTF2, HT2, HT24, HXU, HX2, HX26, HX4, KRA4, KRF4, KRR4 KRS4, KRS5, KRS6, KRT4, LHQ4, LSJ4, LXU, LX2, LX4, PX2, QA2, QHQ4 QH26, QLL, QMA4, QMA8, QME4, QMX2, QWA4, QXC9, QXU, QX2, QX26, QX4 QX7, RD4, RHQ4, RX4, SAJ4, SAR4, SD16, SD4, SE, SG24, SHQ4, SMA7 SMW2, SM12, SM14, SSX2, SSX4, SWX2, SWX4, SXS4, SX4, SX7, TX2, TX26 TX4, UXU, VED6, VEX, VEX7, VMS4, VPM4, VPR4, VXU, VX4, VX7, WDA6 WD12, WKD6, WKT2, WKT4, WKT6, WMA3, WME2, WME4 |
| | | D | 31100-ZE0-020 | | 1 | | 1085093 ----- | AR, DKR, HHQ4, HTF2, HT2, HT24, HXU, HX2, HX26, HX4, KRA4, KRF4, KRR4 KRS4, KRS5, KRS6, KRT4, LHQ4, LSJ4, LXU, LX2, LX4, PX2, QA2, QHQ4 QH26, QLL, QMA4, QMA8, QME4, QMX2, QWA4, QXC9, QXU, QX2, QX26, QX4 QX7, RD4, RHQ4, RX4, SAJ4, SAR4, SD16, SD4, SE, SG24, SHQ4, SMA7 SMW2, SM12, SM14, SSX2, SSX4, SWX2, SWX4, SXS4, SX4, SX7, TX2, TX26 TX4, UXU, VED6, VEX, VEX7, VMS4, VPM4, VPR4, VXU, VX4, VX7, WDA6 WD12, WKD6, WKT2, WKT4, WKT6, WMA3, WME2, WME4 |

NOTE A:PART NO. CHANGE D:NEWLY PROVIDED E:PART NO. DELETION K:REQUIRED NO. CORRECTION L:APPLICATION SERIAL NO. CORRECTION
T:APPLICATION CORRECTION Z:REMARKS CHANGE



PARTS CATALOGUE NEWS

Honda Motor Co., Ltd. Service Division

Printed in Japan

| | | |
|----------------------------|-----------------|-------------|
| CODE NO. | BOOKLET TYPE | 13Z4F601 |
| | MICRO- FICHE | 13Z4F6EA/FA |
| PARTS CATALOGUE NEWS | GX120U1 | |
| NEWS NO. | 012 | |

GX120U1-SAD4 AND SMB2 TYPES sales parts information

NOTE: This Parts Catalogue News explains only the parts of the different model that are produced to conform to addition of the GX120U1-SAD4 and SMB2 types.

As for the parts not listed on this Parts Catalogue News, use the parts of the GX120U1-SAJ4 and SMW2 types.

•Models, parts catalogue codes and applicable serial numbers

| Model | Type | | Parts catalogue type | Applicable engine serial No. | Applicable carburetor identification No. |
|---------|------|-----------------|----------------------------|------------------------------------|--|
| GX120U1 | SAJ4 | Base type | SAJ4 | GCAHK- 1000001~ | BE60B B |
| | SAD4 | Additional type | SAD4 | | BE60C B |
| | SMW2 | Base type | SMW2 | | BE60B B |
| | SMB2 | Additional type | SMB2 | | |

| •Features of each type | | Base type | Additional type | Base type | Additional type |
|------------------------|-----------------------------|-----------|-----------------|-----------|-----------------|
| | | GX120U1 | | | |
| Specifications | | SAJ4 | SAD4 | SMW2 | SMB2 |
| Crankshaft | 20mmØ Spline | | | | |
| | 21mmØ Spline | | | | |
| | 3/4" Thread | | | | |
| | 18mmØ Straight | | | | |
| | 19.5mmØ Straight | ● | ● | ● | ● |
| | 5/8" Thread | | | | |
| | 1/2" Stepped thread | | | | |
| | 22mmØ Tapered | | | | |
| | 19.8mmØ Tapered | | | | |
| | M14 Stepped thread | | | | |
| | M16 Stepped thread | | | | |
| Reduction | 1/2 Reduction | | | | |
| | 1/2 Reduction (With clutch) | | | | |
| | 1/6 Reduction | | | | |
| Fuel tank | | ● | ● | ● | ● |
| Oil alert | | | | ● | |
| Lamp coil | | | | | ● |

PARTS CATALOGUE NEWS

BOOKNo. : 13Z4F601

| Block No. | Ref. No. | Part No. | Description | Reqd. QTY | | Base Part No. | Parts catalogue code |
|-----------|----------|-----------------|--|-----------------|--|-----------------|----------------------|
| | | | | GX 120 UI | | | |
| E-3 | 2 | | SWITCH ASSY., OIL LEVEL | 0 | | 15510-ZE1-033 | SMB2 |
| | 16 | | O-RING, 14MM (NOK) | 0 | | 91353-671-004 | SMB2 |
| | 17 | | NUT, FLANGE, 10MM | 0 | | 94050-10000 | SMB2 |
| | 20 | | BOLT, FLANGE, 6X12 | 0 | | 95701-06012-00 | SMB2 |
| E-11 | 1 | 28400-ZH8-023ZB | STARTER ASSY., RECOIL *NH1*..... BLACK | 1 | | 28400-ZH8-023YA | SMB2 |
| | 2 | 28410-ZH8-003ZB | CASE COMP., RECOIL STARTER *NH1*..... BLACK | 1 | | 28410-ZH8-003YA | SMB2 |
| E-12 | 2 | 19610-ZE0-000ZE | COVER COMP., FAN *NH1*..... BLACK | 1 | | 19610-ZE0-000ZS | SMB2 |
| | 3 | | PLATE COMP., SIDE (OIL ALERT) | 0 | | 19611-ZH7-810 | SMB2 |
| | 4 | 19612-ZH7-821 | PLATE, SIDE | 1 | | | SMB2 |
| | 5 | | CLIP, HARNESS | 0 | | 90601-ZH7-013 | SMB2 |
| | 8 | | ALERT UNIT, OIL | 0 | | 34150-ZH7-003 | SMB2 |
| | 9 | | SWITCH ASSY., ENGINE STOP | 0 | | 35120-Z0D-V81 | SAD4 |
| | 10 | | SWITCH ASSY., ENGINE STOP | 0 | | 36100-ZF6-P81 | SMB2 |
| | 12 | 81329-567-020 | GROMMET, DRAIN HOLE | 1 | | | |
| E-14 | 9 | 16100-ZH7-W61 | CARBURETOR ASSY. (BE60C B) ... | 1 | | 16100-ZH7-W51 | SAD4 |
| | 32 | 99101-ZH8-0600 | JET, MAIN, #60 | (1) | | 99101-ZH8-0550 | SAD4 |
| | | 99101-ZH8-0620 | JET, MAIN, #62 | 1 | | 99101-ZH8-0600 | SAD4 |
| E-15 | 2 | | PACKING, ELBOW | 0 | | 16271-ZE1-000 | SAD4 |
| | 3 | | ELEMENT, AIR CLEANER (DUAL) .. | 0 | | 17210-ZE0-822 | SAD4 |
| | 4 | | FILTER, OUTER | 0 | | 17218-ZE0-821 | SAD4 |
| | 5 | | COVER, AIR CLEANER (DUAL) | 0 | | 17230-ZE0-820 | SAD4 |
| | 6 | | GROMMET, AIR CLEANER | 0 | | 17232-891-000 | SAD4 |

PARTS CATALOGUE NEWS

BOOKNo. : 13Z4F601

| Block No. | Ref. No. | Part No. | Description | Reqd. QTY | Base Part No. | Parts catalogue code |
|-----------|----------|-----------------|--------------------------------------|-----------------|-----------------|----------------------|
| | | | | GX 120 U1 | | |
| | 8 | | COLLAR, AIR CLEANER | 0 | 17238-ZE0-010 | SAD4 |
| | 9 | | COLLAR B, AIR CLEANER | 0 | 17239-ZE1-000 | SAD4 |
| | 10 | | ELBOW COMP., AIR CLEANER | 0 | 17410-ZE0-030 | SAD4 |
| | 11 | | NUT, TOOL BOX SETTING | 0 | 90325-044-000 | SAD4 |
| | 13 | | NUT, FLANGE, 6MM | 0 | 94050-06000 | SAD4 |
| | 15 | | BOLT, FLANGE, 6X20 | 0 | 95701-06020-00 | SAD4 |
| E-15-2 | 1 | 16271-ZE1-000 | PACKING, ELBOW | 1 | | SAD4 |
| | 2 | 17238-ZE0-010 | COLLAR, AIR CLEANER | 2 | | SAD4 |
| | 3 | 17239-ZE1-000 | COLLAR B, AIR CLEANER | 1 | | SAD4 |
| | 4 | 17401-ZE1-810 | BODY, CLEANER (OIL BATH) | 1 | | SAD4 |
| | 5 | 17402-ZE1-810 | PAN, CLEANER OIL (OIL BATH) .. | 1 | | SAD4 |
| | 6 | 17403-ZE1-810 | ELEMENT, AIR CLEANER (OIL BATH) | 1 | | SAD4 |
| | 7 | 17404-841-000 | GRID, AIR CLEANER | 1 | | SAD4 |
| | 8 | 17410-ZE0-811 | ELBOW COMP., AIR CLEANER | 1 | | SAD4 |
| | 9 | 17421-ZE1-000 | CAP, CLEANER | 1 | | SAD4 |
| | 10 | 90325-044-000 | NUT, TOOL BOX SETTING | 1 | | SAD4 |
| | 11 | 94050-06000 | NUT, FLANGE, 6MM | 2 | | SAD4 |
| | 12 | 95701-06020-00 | BOLT, FLANGE, 6X20 | 1 | | SAD4 |
| E-17 | 9 | 17510-ZE0-020ZD | TANK COMP., FUEL *NH1*..... BLACK | 1 | 17510-ZE0-020ZA | SMB2 |
| E-19 | 5 | | FLYWHEEL COMP. | 0 | 31100-ZE0-020 | SMB2 |
| | 6 | 31100-ZE0-812 | FLYWHEEL COMP. (LAMP) | 1 | | SMB2 |
| E-20 | 5 | 31510-ZE1-711 | COIL ASSY., LAMP (12V/50W) ... | 1 | | SMB2 |
| | 7 | 31511-ZE1-000 | CLAMPER, CORD | 1 | | SMB2 |

PARTS CATALOGUE NEWS

BOOKNo. : 13Z4F601

| Block No. | Ref. No. | Part No. | Description | Reqd. QTY | | Base Part No. | Parts catalogue code |
|-----------|----------|---------------|---------------------------------|-----------------|----------------|---------------|----------------------|
| | | | | GX 120 UI | | | |
| | 8 | 31512-ZE1-000 | GROMMET, CORD | 1 | | SMB2 | |
| | 9 | 90015-883-000 | BOLT, FLANGE, 6X28 | 4 | | SMB2 | |
| | 10 | 90019-883-000 | BOLT, FLANGE, 5X10 | 1 | | SMB2 | |
| E-22 | 3 | | CONTROL ASSY. (REMOTE) | 0 | 16500-ZH7-810 | SAD4 | |
| | 6 | | ARM, GOVERNOR | 0 | 16551-ZE0-010 | SAD4 | |
| | 8 | | ROD, GOVERNOR | 0 | 16555-ZE0-000 | SAD4 | |
| | 10 | | SPRING, GOVERNOR | 0 | 16561-ZE0-020 | SAD4 | |
| | 11 | | SPRING, THROTTLE RETURN | 0 | 16562-ZE0-020 | SAD4 | |
| | 12 | | LEVER, CONTROL | 0 | 16571-ZH7-000 | SAD4 | |
| | 13 | | SPRING, LEVER | 0 | 16574-ZE1-000 | SAD4 | |
| | 14 | | WASHER, CONTROL LEVER | 0 | 16575-ZH8-000 | SAD4 | |
| | 15 | | HOLDER, CABLE | 0 | 16576-891-000 | SAD4 | |
| | 16 | | SPACER, CONTROL LEVER | 0 | 16578-ZE1-000 | SAD4 | |
| | 18 | | BASE COMP., CONTROL (###) | 0 | 16580-ZH7-810 | SAD4 | |
| | 19 | | SPRING, CONTROL ADJUSTING | 0 | 16584-883-300 | SAD4 | |
| | 20 | | SPRING, CABLE RETURN | 0 | 16592-ZE1-810 | SAD4 | |
| | 21 | | HOLDER, WIRE | 0 | 16594-883-010 | SAD4 | |
| | 22 | | COLLAR, STOPPER | (0) | 16599-ZG1-M10 | SAD4 | |
| | 23 | | BOLT, FLANGE, 6X12 (CT200) | 0 | 90013-883-000 | SAD4 | |
| | 24 | | BOLT, GOVERNOR ARM | 0 | 90015-ZE5-010 | SAD4 | |
| | 25 | | SCREW, RECESSED, 5X25 | (0) | 90016-ZG9-N30 | SAD4 | |
| | 26 | | SCREW, PAN, 5X25 | 0 | 93500-05025-0H | SAD4 | |
| | 27 | | BOLT, FLANGE, 6X20 (CT200) | 0 | 90022-888-010 | SAD4 | |
| | 28 | | NUT, SELF-LOCK, 6MM | 0 | 90114-SA0-000 | SAD4 | |

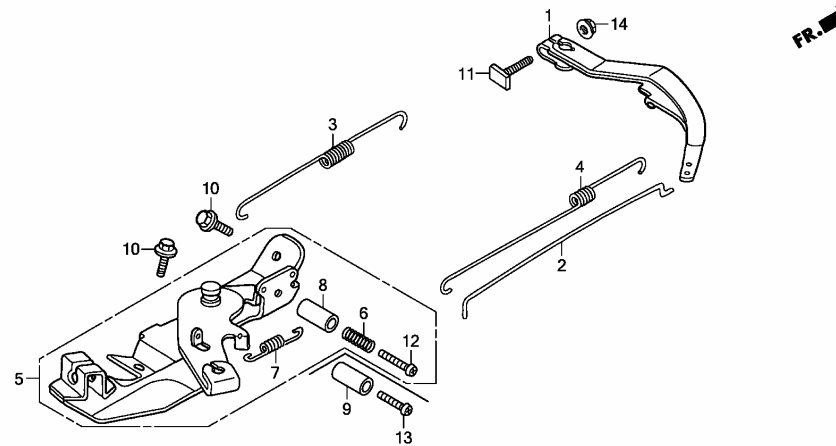
PARTS CATALOGUE NEWS

BOOKNo. : 13Z4F601

| Block No. | Ref. No. | Part No. | Description | Reqd. QTY | Base Part No. | Parts catalogue code |
|-----------|----------|----------|------------------------|-----------|----------------|----------------------|
| | 29 | | CIRCLIP, 5MM | 0 | 90605-230-000 | SAD4 |
| | 30 | | SCREW, PAN, 4X6 | 0 | 93500-04006-0H | SAD4 |
| | 31 | | SCREW, PAN, 5X16 | 0 | 93500-05016-0A | SAD4 |
| | 32 | | NUT, FLANGE, 6MM | 0 | 94050-06000 | SAD4 |

E-22-3 CONTROL (4)

| Ref. No. | (Relative ref. Number) | Description | FRT |
|----------|------------------------|--------------------------------|-----|
| 1 | 1161A0 | ARM, GOVERNOR | 0.2 |
| 2 | 1161B1 | ROD, GOVERNOR | 0.3 |
| 3 | 1161C5 | SPRING, GOVERNOR | 0.2 |
| 4 | 1161C2 | SPRING, THROTTLE RETURN | 0.3 |
| 5 | 1161A5 | CONTROL, THROTTLE/GOVERNOR ... | 0.2 |



Z4FOE2203

| | | | | | |
|--------|---|---------------|--------------------------------|---|------|
| E-22-3 | 1 | 16551-ZE0-010 | ARM, GOVERNOR | 1 | SAD4 |
| | 2 | 16555-ZE0-000 | ROD, GOVERNOR | 1 | SAD4 |
| | 3 | 16561-733-010 | SPRING, GOVERNOR | 1 | SAD4 |
| | 4 | 16562-ZE0-020 | SPRING, THROTTLE RETURN | 1 | SAD4 |
| | 5 | 16570-ZK7-A00 | CONTROL ASSY. | 1 | SAD4 |
| | 6 | 16584-883-300 | SPRING, CONTROL ADJUSTING | 1 | SAD4 |
| | 7 | 16592-ZE1-810 | SPRING, CABLE RETURN | 1 | SAD4 |
| | 8 | 16599-ZG1-M10 | COLLAR, STOPPER | 1 | SAD4 |

PARTS CATALOGUE NEWS

BOOKNo. : 13Z4F601

| Block No. | Ref. No. | Part No. | Description | Reqd. QTY | Base Part No. | Parts catalogue code |
|-----------|----------|---------------|---------------------------------|-----------|---------------|----------------------|
| | 9 | 16599-ZG1-M10 | COLLAR, STOPPER | (1) | SAD4 | |
| | 10 | 90013-883-000 | BOLT, FLANGE, 6X12 (CT200) | 2 | SAD4 | |
| | 11 | 90015-ZE5-010 | BOLT, GOVERNOR ARM | 1 | SAD4 | |
| | 12 | 90016-ZE7-W00 | SCREW, RECESSED, 5X28 | 1 | SAD4 | |
| | 13 | 90016-ZG9-N30 | SCREW, RECESSED, 5X25 | (1) | SAD4 | |
| | 14 | 94050-06000 | NUT, FLANGE, 6MM | 1 | SAD4 | |



PARTS CATALOGUE NEWS

Honda Motor Co., Ltd. Service Division

PARTS CATALOGUE - CORRECTED

Printed in Japan

| | | |
|----------------------|--------------|-------------|
| CODE NO. | BOOKLET TYPE | 13Z4F601 |
| | MICRO-FICHE | 13Z4F6EA/FA |
| PARTS CATALOGUE NEWS | GX120U1 | |
| NEWS NO. | 013 | |

| Block No. | Ref. No. | Note | Part No. | Description | Reqd. QTY | Serial No. | Parts catalogue code |
|-----------|----------|------|---------------|----------------------------|-----------------|---------------|----------------------|
| | | | | | GX 120 U1 | | |
| E-20 | 1 | | 30500-ZE1-063 | COIL ASSY., IGNITION | 1 | ----- 1103327 | |
| | | A | 30500-ZE1-073 | | 1 | 1103328 | |

NOTE A:PART NO. CHANGE D:NEWLY PROVIDED E:PART NO.DELETION K:REQUIRED NO. CORRECTION L:APPLICATION SERIAL NO. CORRECTION
T:APPLICATION CORRECTION Z:REMARKS CHANGE



PARTS CATALOGUE NEWS

Honda Motor Co., Ltd. Service Division

PARTS CATALOGUE - CORRECTED

Printed in Japan

| | | |
|----------------------------|-----------------|-------------|
| CODE NO. | BOOKLET TYPE | 13Z4F601 |
| | MICRO- FICHE | 13Z4F6EA/FA |
| PARTS CATALOGUE NEWS | GX120U1 | |
| NEWS NO. | 014 | |

| Block No. | Ref. No. | Note | Part No. | Description | Reqd. QTY | Serial No. | Parts catalogue code |
|-----------|----------|------|---------------|-----------------------|-----------------|---------------|--|
| | | | | | GX 120 U1 | | |
| E-12 | 8 | | 34150-ZH7-003 | ALERT UNIT, OIL | 1 | ----- | VPR4 |
| | | | | | 1 | ----- 1109195 | HTF2, HXU, HX2, HX26, HX4, LXU, LX2, LX4, PX2, QLL, QMA8, QMX2, QWA4 QXC9, QXS2, QXU, QX2, QX26, QX4, QX7, RX4, SG24, SMA7, SMW2, SM12 SM14, SSSX2, SSSX4, SWX2, SWX4, SXS4, SX4, SX7, TX2, TX26, TX4, UXU VED6, VEX, VEX7, VMS4, VPM4, VXU, VX4, VX7, WKD6, WKT2, WKT4, WKT6 WME2 |
| | | A | 34150-ZH7-013 | | 1 | 1109196 ----- | HTF2, HXU, HX2, HX26, HX4, LXU, LX2, LX4, PX2, QLL, QMA8, QMX2, QWA4 QXC9, QXS2, QXU, QX2, QX26, QX4, QX7, RX4, SG24, SMA7, SMW2, SM12 SM14, SSSX2, SSSX4, SWX2, SWX4, SXS4, SX4, SX7, TX2, TX26, TX4, UXU VED6, VEX, VEX7, VMS4, VPM4, VXU, VX4, VX7, WKD6, WKT2, WKT4, WKT6 WME2 |

NOTE A:PART NO. CHANGE D:NEWLY PROVIDED E:PART NO.DELETION K:REQUIRED NO. CORRECTION L:APPLICATION SERIAL NO. CORRECTION
T:APPLICATION CORRECTION Z:REMARKS CHANGE



PARTS CATALOGUE NEWS

Honda Motor Co., Ltd. Service Division

PARTS CATALOGUE - CORRECTED

Printed in Japan

| | | |
|----------------------------|-----------------|-------------|
| CODE NO. | BOOKLET TYPE | 13Z4F601 |
| | MICRO- FICHE | 13Z4F6EA/FA |
| PARTS CATALOGUE NEWS | GX120U1 | |
| NEWS NO. | 015 | |

| Block No. | Ref. No. | Note | Part No. | Description | Reqd. QTY | Serial No. | Parts catalogue code |
|--------------|-------------|------|---------------|-------------------------------|-----------------|------------|--|
| | | | | | GX 120 U1 | | |
| E-3 | 2 | | 15510-ZE1-033 | SWITCH ASSY., OIL LEVEL | 1 | ----- | LXU, QMA8, QWA4, QXS2, QXU, QX26, QX4, QX7, SG24, SMA7, SWX2, SWX4 SXS4, SX7, TX26, TX4, VEX, VEX7, VMS4, VPM4, VPR4, VXU, VX4, VX7 WKT6, WME2 |
| | | | | | 1 | ----- | 1109195 HTF2, HXU, HX2, HX26, HX4, LX2, LX4, PX2, QLL, QMX2, QXC9, QX2, RX4 SMW2, SM12, SM14, SSS2, SSS4, SX4, TX2, UXU, VED6, WKD6, WKT2, WKT4 |
| | | A | 15510-ZE1-043 | | 1 | 1109196 | ----- HTF2, HXU, HX2, HX26, HX4, LX2, LX4, PX2, QLL, QMX2, QXC9, QX2, RX4 SMW2, SM12, SM14, SSS2, SSS4, SX4, TX2, UXU, VED6, WKD6, WKT2, WKT4 |

NOTE A:PART NO. CHANGE D:NEWLY PROVIDED E:PART NO.DELETION K:REQUIRED NO. CORRECTION L:APPLICATION SERIAL NO. CORRECTION
T:APPLICATION CORRECTION Z:REMARKS CHANGE



PARTS CATALOGUE NEWS

Honda Motor Co., Ltd. Service Division

PARTS CATALOGUE - CORRECTED

Printed in Japan

| | | |
|----------------------------|-----------------|-------------|
| CODE NO. | BOOKLET TYPE | 13Z4F601 |
| | MICRO- FICHE | 13Z4F6EA/FA |
| PARTS CATALOGUE NEWS | GX120U1 | |
| NEWS NO. | 016 | |

| Block No. | Ref. No. | Note | Part No. | Description | Reqd. QTY | Serial No. | Parts catalogue code |
|-----------|----------|------|---------------|--------------------------------|-----------------|---------------|--|
| | | | | | GX 120 U1 | | |
| E-12 | 10 | | 36100-ZF6-P81 | SWITCH ASSY., ENGINE STOP | 1 | ----- 1109195 | HTF2, HXU, HX2, HX26, HX4, LXU, LX2, LX4, PX2, QLL, QMA8, QMX2, QWA4 QXC9, QXS2, QXU, QX2, QX26, QX4, QX7, RX4, SG24, SMA7, SMW2, SM12 SM14, SSS2, SSS4, SWX2, SWX4, SXS4, SX4, SX7, TX2, TX26, TX4, UXU VED6, VEX, VEX7, VMS4, VPM4, VXU, VX4, VX7, WKD6, WKT2, WKT4, WKT6 WME2 |
| | | A | 36100-ZF6-P82 | | 1 | 1109196 ----- | HTF2, HXU, HX2, HX26, HX4, LXU, LX2, LX4, PX2, QLL, QMA8, QMX2, QWA4 QXC9, QXS2, QXU, QX2, QX26, QX4, QX7, RX4, SG24, SMA7, SMW2, SM12 SM14, SSS2, SSS4, SWX2, SWX4, SXS4, SX4, SX7, TX2, TX26, TX4, UXU VED6, VEX, VEX7, VMS4, VPM4, VXU, VX4, VX7, WKD6, WKT2, WKT4, WKT6 WME2 |
| E-14-1 | 9 | | 16100-ZK7-S61 | CARBURETOR ASSY. (BE62E A) ... | 1 | ----- 1020611 | VPM4, VPR4 |
| | | A | 16100-Z4G-S61 | CARBURETOR ASSY. (BE62F A) ... | 1 | 1020612 ----- | VPM4, VPR4 |

NOTE A:PART NO. CHANGE D:NEWLY PROVIDED E:PART NO.DELETION K:REQUIRED NO. CORRECTION L:APPLICATION SERIAL NO. CORRECTION
T:APPLICATION CORRECTION Z:REMARKS CHANGE



PARTS CATALOGUE NEWS

Honda Motor Co., Ltd. Service Division

PARTS CATALOGUE - CORRECTED

Printed in Japan

| | | |
|----------------------|--------------|-------------|
| CODE NO. | BOOKLET TYPE | 13Z4F601 |
| | MICRO-FICHE | 13Z4F6EA/FA |
| PARTS CATALOGUE NEWS | GX120U1 | |
| NEWS NO. | 017 | |

| Block No. | Ref. No. | Note | Part No. | Description | Reqd. QTY | Serial No. | | Parts catalogue code |
|-----------|----------|------|-----------------|---|-----------------|------------|-------|--|
| | | | | | GX 120 U1 | | | |
| E-11 | 1 | T | 28400-ZH8-023ZB | STARTER ASSY., RECOIL *NH1*.....BLACK | 1 | ----- | ----- | AR, HT24, HX2, KRS5, KRS6, LX2, PX2, QA2, QMX2, QWA4, QXC9, QXS2, QX2 SG24, SMB2, SM12, SM14, SSX2, SSX4, TX2, VED6, WKT2 |
| | 2 | T | 28410-ZH8-003ZB | CASE COMP., RECOIL STARTER *NH1*.....BLACK | 1 | ----- | ----- | AR, HT24, HX2, KRS5, KRS6, LX2, PX2, QA2, QMX2, QWA4, QXC9, QXS2, QX2 SG24, SMB2, SM12, SM14, SSX2, SSX4, TX2, VED6, WKT2 |
| E-12 | 2 | T | 19610-ZK7-V00ZC | COVER COMP., FAN *NH1*.....BLACK | 1 | ----- | ----- | AR, KRS5, KRS6 |

NOTE A:PART NO. CHANGE D:NEWLY PROVIDED E:PART NO.DELETION K:REQUIRED NO. CORRECTION L:APPLICATION SERIAL NO. CORRECTION
T:APPLICATION CORRECTION Z:REMARKS CHANGE



PARTS CATALOGUE NEWS

Honda Motor Co., Ltd. Service Division

PARTS CATALOGUE - CORRECTED

Printed in Japan

| | | |
|----------------------|--------------|-------------|
| CODE NO. | BOOKLET TYPE | 13Z4F601 |
| | MICRO-FICHE | 13Z4F6EA/FA |
| PARTS CATALOGUE NEWS | GX120U1 | |
| NEWS NO. | 018 | |

| Block No. | Ref. No. | Note | Part No. | Description | Reqd. QTY | Serial No. | Parts catalogue code |
|-----------|----------|------|---------------|---------------------------------------|-----------------|-----------------|--|
| | | | | | GX 120 U1 | | |
| E-17 | 28 | | 17620-Z4H-000 | CAP COMP., FUEL FILLER | 1 | ----- 1143463 | SAD4, SMB2 |
| | | | | | 1 | 1085093 ----- | HT24, LHQ4, LXU, QA2, QHQ4, QH26, QMA4, QMA8, QME4, QWA4, QXS2, QXU QX26, QX4, QX7, SD16, SG24, SHQ4, SMA7, SWX2, SWX4, SXS4, SX7, TX26 TX4, VEX, VEX7, VMS4, VXU, VX4, VX7, WD12, WKT6, WME2, WME4 |
| | | | | | 1 | 1085093 1143463 | HHQ4, HTF2, HT2, HXU, HX2, HX26, HX4, LAJ4, LSJ4, LX2, LX4, PX2, QLL QMX2, QXC9, QX2, RD4, RHQ4, RX4, SAJ4, SAR4, SD4, SE, SMW2, SM12 SM14, SSS2, SSS4, SX4, TX2, UXU, VED6, WDA6, WKD6, WKT2, WKT4, WMA3 |
| | A | | 17620-Z4H-010 | | 1 | 1143464 ----- | HHQ4, HTF2, HT2, HXU, HX2, HX26, HX4, LAJ4, LSJ4, LX2, LX4, PX2, QLL QMX2, QXC9, QX2, RD4, RHQ4, RX4, SAD4, SAJ4, SAR4, SD4, SE, SMB2 SMW2, SM12, SM14, SSS2, SSS4, SX4, TX2, UXU, VED6, WDA6, WKD6, WKT2 WKT4, WMA3 |
| | 29 | | 17631-Z0T-801 | PACKING, FUEL FILLER CAP (39X62X3) | 1 | ----- 1143463 | SAD4, SMB2 |
| | | | | | 1 | 1085093 ----- | HT24, LHQ4, LXU, QA2, QHQ4, QH26, QMA4, QMA8, QME4, QWA4, QXS2, QXU QX26, QX4, QX7, SD16, SG24, SHQ4, SMA7, SWX2, SWX4, SXS4, SX7, TX26 TX4, VEX, VEX7, VMS4, VXU, VX4, VX7, WD12, WKT6, WME2, WME4 |
| | | | | | 1 | 1085093 1143463 | HHQ4, HTF2, HT2, HXU, HX2, HX26, HX4, LAJ4, LSJ4, LX2, LX4, PX2, QLL QMX2, QXC9, QX2, RD4, RHQ4, RX4, SAJ4, SAR4, SD4, SE, SMW2, SM12 SM14, SSS2, SSS4, SX4, TX2, UXU, VED6, WDA6, WKD6, WKT2, WKT4, WMA3 |

NOTE A:PART NO. CHANGE D:NEWLY PROVIDED E:PART NO.DELETION K:REQUIRED NO. CORRECTION L:APPLICATION SERIAL NO. CORRECTION
T:APPLICATION CORRECTION Z:REMARKS CHANGE

PARTS CATALOGUE NEWS

BOOKNo. : 13Z4F601

| Block No. | Ref. No. | Note | Part No. | Description | Reqd. QTY | Serial No. | Parts catalogue code |
|-----------|----------|------|---------------|---------------------------------------|-----------------|-----------------|---|
| | | | | | GX 120 U1 | | |
| | | A | 17631-Z4H-800 | | 1 | 1143464 ----- | HHQ4, HTF2, HT2, HXU, HX2, HX26, HX4, LAJ4, LSJ4, LX2, LX4, PX2, QLL QMX2, QXC9, QX2, RD4, RHQ4, RX4, SAD4, SAJ4, SAR4, SD4, SE, SMB2 SMW2, SM12, SM14, SSX2, SSX4, SX4, TX2, UXU, VED6, WDA6, WKD6, WKT2 WKT4, WMA3 |
| E-17-1 | 12 | | 17620-Z4H-000 | CAP COMP., FUEL FILLER | 1 | 1085093 ----- | LSD2 |
| | | | | | 1 | 1085093 1143463 | QJG2, SJD2 |
| | | A | 17620-Z4H-010 | | 1 | 1143464 ----- | QJG2, SJD2 |
| | 13 | | 17631-Z0T-801 | PACKING, FUEL FILLER CAP (39X62X3) | 1 | 1085093 ----- | LSD2 |
| | | | | | 1 | 1085093 1143463 | QJG2, SJD2 |
| | | A | 17631-Z4H-800 | | 1 | 1143464 ----- | QJG2, SJD2 |

NOTE A:PART NO. CHANGE D:NEWLY PROVIDED E:PART NO.DELETION K:REQUIRED NO. CORRECTION L:APPLICATION SERIAL NO. CORRECTION
T:APPLICATION CORRECTION Z:REMARKS CHANGE



PARTS CATALOGUE NEWS

Honda Motor Co., Ltd. Service Division

Printed in Japan

| | | |
|----------------------------|-----------------|-------------|
| CODE NO. | BOOKLET TYPE | 13Z4F601 |
| | MICRO- FICHE | 13Z4F6EA/FA |
| PARTS CATALOGUE NEWS | GX120U1 | |
| NEWS NO. | 019 | |

GX120U1-HXUZ AND LSB TYPES sales parts information

NOTE: This Parts Catalogue News explains only the parts of the different model that are produced to conform to addition of the GX120U1-HXUZ and LSB types.

As for the parts not listed on this Parts Catalogue News, use the parts of the GX120U1-HXU and LSJ4 types.

•Models, parts catalogue codes and applicable serial numbers

| Model | Type | | Parts catalogue type | Applicable engine serial No. | Applicable carburetor identification No. |
|---------|------|-----------------|----------------------|------------------------------|--|
| GX120U1 | HXU | Base type | HXU | GCAHK- 1000001~ | BE60B B |
| | HXUZ | Additional type | HXUZ | | BE61D B |
| | LSJ4 | Base type | LSJ4 | | BE60B B |
| | LSB | Additional type | LSB | | |

BOOKNo. : 13Z4F601

| •Features of each type | | Base type | Additional type | Base type | Additional type | | |
|------------------------|-----------------------------|-----------|-----------------|-----------|-----------------|------|-----|
| | | GX120U1 | | | | | |
| Specifications | | Model | Type | HXU | HXUZ | LSJ4 | LSB |
| Crankshaft | 20mmØ Spline | | | ● | ● | | |
| | 21mmØ Spline | ● | ● | | | | |
| | 3/4" Thread | | | | | | |
| | 18mmØ Straight | | | | | | |
| | 19.05mmØ Straight | | | | | | |
| | 5/8" Thread | | | | | | |
| | 1/2" Stepped thread | | | | | | |
| | 22mmØ Tapered | | | | | | |
| | 19.8mmØ Tapered | | | | | | |
| | M14 Stepped thread | | | | | | |
| | M16 Stepped thread | | | | | | |
| Reduction | 1/2 Reduction | | | ● | ● | | |
| | 1/2 Reduction (With clutch) | | | | | | |
| | 1/6 Reduction | ● | ● | | | | |
| Fuel tank | ● | ● | ● | ● | | | |
| Oil alert | ● | ● | | | | | |
| Lamp coil | | | | | | ● | |

PARTS CATALOGUE NEWS

BOOKNo. :13Z4F601

| Block No. | Ref. No. | Part No. | Description | Reqd. QTY | | Base Part No. | Parts catalogue code |
|-----------|----------|-----------------|--|-----------------|--|-----------------|----------------------|
| | | | | GX 120 UI | | | |
| E-11 | 1 | 28400-ZH8-023ZB | STARTER ASSY., RECOIL *NH1*..... BLACK | 1 | | 28400-ZH8-023YA | LSB |
| | 2 | 28410-ZH8-003ZB | CASE COMP., RECOIL STARTER *NH1*..... BLACK | 1 | | 28410-ZH8-003YA | LSB |
| E-12 | 2 | 19610-ZE0-000ZE | COVER COMP., FAN *NH1*..... BLACK | 1 | | 19610-ZB0-601ZD | LSB |
| | 3 | | PLATE, SIDE (STD.) | 0 | | 19612-ZH7-000 | LSB |
| | 4 | 19612-ZH7-821 | PLATE, SIDE (LAMP)..... | 1 | | | LSB |
| E-14 | 1 | 16010-ZE1-812 | GASKET SET | 1 | | 16010-ZE0-025 | LSB |
| | 9 | 16100-ZH7-W51 | CARBURETOR ASSY. (BE60B B) ... | 1 | | 16100-ZH7-W71 | LSB |
| | 12 | 16173-001-004 | PACKING, FUEL STRAINER CUP ... | 1 | | | LSB |
| | 26 | 16967-ZE0-811 | CUP, FUEL STRAINER | 1 | | | LSB |
| | 32 | 99101-ZH8-0550 | JET, MAIN, #55 | (1) | | 99101-ZH8-0600 | LSB |
| | | 99101-ZH8-0600 | JET, MAIN, #60 | 1 | | 99101-ZH8-0620 | LSB |
| E-15 | 2 | 16271-ZE1-000 | PACKING, ELBOW | 1 | | | LSB |
| | 3 | 17210-ZE0-822 | ELEMENT, AIR CLEANER (DUAL) .. | 1 | | | LSB |
| | 4 | 17218-ZE0-821 | FILTER, OUTER | 1 | | | LSB |
| | 5 | 17230-ZE0-820 | COVER, AIR CLEANER (DUAL) | 1 | | | LSB |
| | 6 | 17232-891-000 | GROMMET, AIR CLEANER | 1 | | | LSB |
| | 8 | 17238-ZE0-010 | COLLAR, AIR CLEANER | 2 | | | LSB |
| | 9 | 17239-ZE1-000 | COLLAR B, AIR CLEANER | 1 | | | LSB |
| | 10 | 17410-ZE0-030 | ELBOW COMP., AIR CLEANER | 1 | | | LSB |
| | 11 | 90325-044-000 | NUT, TOOL BOX SETTING | 2 | | | LSB |
| | 13 | 94050-06000 | NUT, FLANGE, 6MM | 2 | | | LSB |
| | 15 | 95701-06020-00 | BOLT, FLANGE, 6X20 | 1 | | | LSB |

PARTS CATALOGUE NEWS

BOOKNo. : 13Z4F601

| Block No. | Ref. No. | Part No. | Description | Reqd. QTY | | Base Part No. | Parts catalogue code |
|-----------|----------|-----------------|---------------------------------------|-----------------|--|-----------------|----------------------|
| | | | | GX 120 UI | | | |
| E-15-1 | 1 | | ELEMENT, AIR CLEANER (SEMI DRY) | 0 | | 17211-ZE1-000 | LSB |
| | 2 | | GRID, AIR CLEANER (SEMI DRY) | 0 | | 17212-ZE1-000 | LSB |
| | 3 | | COVER, AIR CLEANER (SEMI DRY) | 0 | | 17231-ZE0-000 | LSB |
| | 4 | | COLLAR, AIR CLEANER | 0 | | 17238-ZE0-010 | LSB |
| | 5 | | COLLAR B, AIR CLEANER | 0 | | 17239-ZE1-000 | LSB |
| | 6 | | ELBOW COMP., AIR CLEANER | 0 | | 17410-ZE0-030 | LSB |
| | 7 | | CAP, CLEANER | 0 | | 17421-ZE1-000 | LSB |
| | 8 | | NUT, TOOL BOX SETTING | 0 | | 90325-044-000 | LSB |
| | 9 | | BOLT, FLANGE, 6X20 | 0 | | 95701-06020-00 | LSB |
| | 10 | | NUT, FLANGE, 6MM | 0 | | 94050-06000 | LSB |
| E-16 | 2 | | MUFFLER COMP. (ARRESTER) | (0) | | 18310-ZH8-810 | LSB |
| | | 18310-ZH8-810 | | 1 | | 18310-ZF1-000 | LSB |
| | 7 | 18355-ZE1-000 | ARRESTER, SPARK | 1 | | 18355-ZE1-000 | LSB |
| | 20 | 90055-ZE1-000 | SCREW, TAPPING, 4X6 | 1 | | 90055-ZE1-000 | LSB |
| E-17 | 9 | 17510-ZE0-020ZD | TANK COMP., FUEL *NH1*.....BLACK | 1 | | 17510-ZE0-020ZA | LSB |
| | 28 | 17620-Z4H-020 | CAP COMP., FUEL FILLER | 1 | | 17620-Z4H-010 | |
| | 29 | 17631-Z0T-801 | PACKING, FUEL FILLER CAP (39X62X3) | 1 | | 17631-Z4H-800 | |
| E-19 | 5 | | FLYWHEEL COMP. | 0 | | 31100-ZE0-020 | LSB |
| | 6 | 31100-ZE0-812 | FLYWHEEL COMP. (LAMP) | 1 | | | LSB |
| E-20 | 6 | 31510-ZE1-811 | COIL ASSY., LAMP (12V/25W) | 1 | | | LSB |
| | 7 | 31511-ZE1-000 | CLAMPER, CORD | 1 | | | LSB |
| | 8 | 31512-ZE1-000 | GROMMET, CORD | 1 | | | LSB |
| | 9 | 90015-883-000 | BOLT, FLANGE, 6X28 | 2 | | | LSB |

PARTS CATALOGUE NEWS

BOOKNo. : 13Z4F601

| Block No. | Ref. No. | Part No. | Description | Reqd. QTY | Base Part No. | Parts catalogue code |
|-----------|----------|---------------|---------------------------|-----------|---------------|----------------------|
| | 10 | 90019-883-000 | BOLT, FLANGE, 5X10 | 1 | | LSB |
| E-40-1 | 3 | 18340-ZE1-010 | DEFLECTOR COMP. | 1 | | HXUZ |
| | 6 | 18522-ZE1-000 | GUIDE, MUFFLER | 1 | | HXUZ |
| | 7 | 90002-ZG0-003 | SCREW, TAPPING, 4X8 | 2 | | HXUZ |



PARTS CATALOGUE NEWS

Honda Motor Co., Ltd. Service Division

PARTS CATALOGUE - CORRECTED

Printed in Japan

| | | |
|----------------------|--------------|-------------|
| CODE NO. | BOOKLET TYPE | 13Z4F601 |
| | MICRO-FICHE | 13Z4F6EA/FA |
| PARTS CATALOGUE NEWS | GX120U1 | |
| NEWS NO. | 020 | |

| Block No. | Ref. No. | Note | Part No. | Description | Reqd. QTY | | Serial No. | Parts catalogue code |
|-----------|----------|------|---------------|---------------------------------------|-----------------|---------|-----------------|--|
| | | | | | GX 120 U1 | | | |
| E-17 | 28 | L | 17620-Z4H-010 | CAP COMP., FUEL FILLER | 1 | | 1143464 1150470 | HHQ4, HTF2, HT2, HXU, HX2, HX26, HX4, LAJ4, LSJ4, LX2, LX4, PX2, QLL QMX2, QXC9, QX2, RD4, RHQ4, RX4, SAD4, SAJ4, SAR4, SD4, SE, SMB2 SMW2, SM12, SM14, SSSX2, SSSX4, SX4, TX2, UXU, VED6, WDA6, WKD6, WKT2 WKT4, WMA3 |
| | | T | 17620-Z4H-020 | | 1 | ----- | ----- | HXUZ, LSB |
| | | | | | 1 | 1150471 | ----- | HHQ4, HTF2, HT2, HXU, HX2, HX26, HX4, LAJ4, LSJ4, LX2, LX4, PX2, QLL QMX2, QXC9, QX2, RD4, RHQ4, RX4, SAD4, SAJ4, SAR4, SD4, SE, SMB2 SMW2, SM12, SM14, SSSX2, SSSX4, SX4, TX2, UXU, VED6, WDA6, WKD6, WKT2 WKT4, WMA3 |
| | 29 | | 17631-Z4H-800 | PACKING, FUEL FILLER CAP (39X62X3) | 1 | 1143464 | 1150470 | HHQ4, HTF2, HT2, HXU, HX2, HX26, HX4, LAJ4, LSJ4, LX2, LX4, PX2, QLL QMX2, QXC9, QX2, RD4, RHQ4, RX4, SAD4, SAJ4, SAR4, SD4, SE, SMB2 SMW2, SM12, SM14, SSSX2, SSSX4, SX4, TX2, UXU, VED6, WDA6, WKD6, WKT2 WKT4, WMA3 |
| | A | | 17631-Z0T-801 | | 1 | 1150471 | ----- | HHQ4, HTF2, HT2, HXU, HX2, HX26, HX4, LAJ4, LSJ4, LX2, LX4, PX2, QLL QMX2, QXC9, QX2, RD4, RHQ4, RX4, SAD4, SAJ4, SAR4, SD4, SE, SMB2 SMW2, SM12, SM14, SSSX2, SSSX4, SX4, TX2, UXU, VED6, WDA6, WKD6, WKT2 WKT4, WMA3 |
| E-17-1 | 12 | | 17620-Z4H-010 | CAP COMP., FUEL FILLER | 1 | 1143464 | 1150470 | QJG2, SJD2 |
| | | A | 17620-Z4H-020 | | 1 | 1150471 | ----- | QJG2, SJD2 |

NOTE A:PART NO. CHANGE D:NEWLY PROVIDED E:PART NO.DELETION K:REQUIRED NO. CORRECTION L:APPLICATION SERIAL NO. CORRECTION
T:APPLICATION CORRECTION Z:REMARKS CHANGE

PARTS CATALOGUE NEWS

BOOKNo. : 13Z4F601

| Block No. | Ref. No. | Note | Part No. | Description | Reqd. QTY GX 120 U1 | Serial No. | Parts catalogue code |
|-----------|----------|------|---------------|---------------------------------------|------------------------------|-----------------|----------------------|
| | 13 | | 17631-Z4H-800 | PACKING, FUEL FILLER CAP (39X62X3) | 1 | 1143464 1150470 | QJG2, SJD2 |
| | | A | 17631-Z0T-801 | | 1 | 1150471 ----- | QJG2, SJD2 |

NOTE A:PART NO. CHANGE D:NEWLY PROVIDED E:PART NO.DELETION K:REQUIRED NO. CORRECTION L:APPLICATION SERIAL NO. CORRECTION
T:APPLICATION CORRECTION Z:REMARKS CHANGE



PARTS CATALOGUE NEWS

Honda Motor Co., Ltd. Service Division

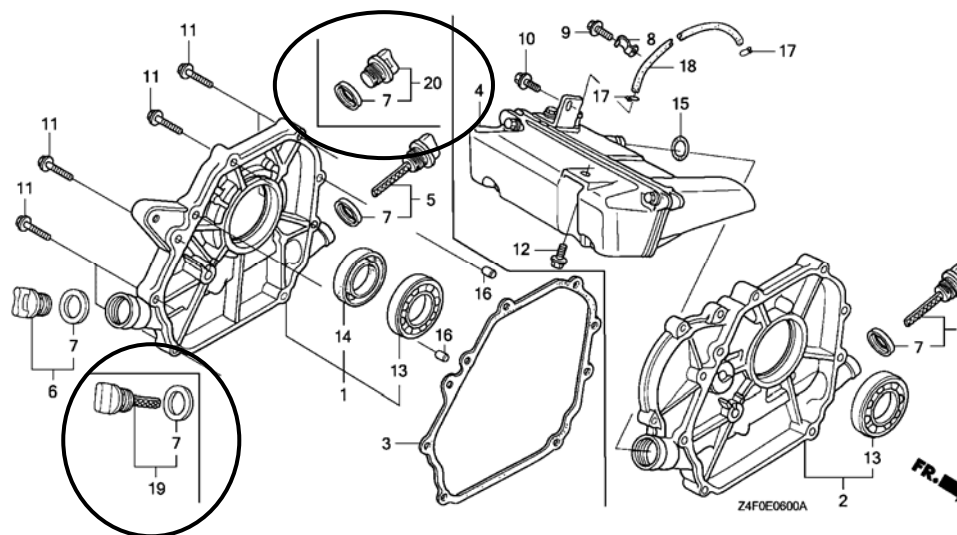
PARTS CATALOGUE - CORRECTED

Printed in Japan

| | | |
|----------------------|--------------|-------------|
| CODE NO. | BOOKLET TYPE | 13Z4F601 |
| | MICRO-FICHE | 13Z4F6EA/FA |
| PARTS CATALOGUE NEWS | GX120U1 | |
| NEWS NO. | 021 | |

| Block No. | Ref. No. | Note | Part No. | Description | Reqd. QTY | Serial No. | Parts catalogue code |
|-----------|----------|------|----------|-----------------|-----------------|------------|----------------------|
| E-6 | | | | CRANKCASE COVER | GX 120 U1 | | |

E-6 CRANKCASE COVER



NOTE A:PART NO. CHANGE D:NEWLY PROVIDED E:PART NO. DELETION K:REQUIRED NO. CORRECTION L:APPLICATION SERIAL NO. CORRECTION
T:APPLICATION CORRECTION Z:REMARKS CHANGE

PARTS CATALOGUE NEWS

BOOKNo. : 13Z4F601

| Block No. | Ref. No. | Note | Part No. | Description | Reqd. QTY | Serial No. | | Parts catalogue code |
|-----------|----------|---------------|-----------------------------|--------------------------------|-----------------|------------|---------|---|
| | | | | | GX 120 U1 | | | |
| E-6 | 5 | L | 15600-ZE1-003 | CAP ASSY., OIL FILLER (GRAY) . | 1 | ----- | ----- | AR, DKR, HHQ4, HTF2, HT2, HT24, HXU, HXUZ, HX2, HX26, HX4, KRA4, KRF4, KRR4, KRS4, KRS5, KRS6, KRT4, LAJ4, LHQ4, LSB, LSD2, LSJ4, LXU, LX2, LX4, PX2, QA2, QHQ4, QH26, QJG2, QLL, QMA4, QMA8, QME4, QMX2, QWA4, QXC9, QXS2, QXU, QX2, QX26, QX4, QX7, RD4, RHC, RHQ4, RX4, SAD4, SAJ4, SAR4, SD16, SD4, SE, SG24, SHQ4, SJD2, SMA7, SMW2, SM12, SM14, SSX2, SSX4, SWX2, SWX4, SXS4, SX4, SX7, TX2, TX26, TX4, UXU, VED6, VEX, VEX7, VMS4, VPM4, VPR4, VXU, VX4, VX7, WDA6, WD12, WKD6, WKT2, WKT4, WKT6, WMA3, WME2, WME4 |
| | | | | | 1 | ----- | 1163371 | SMB2 |
| | 6 | L | 15600-ZG4-003 | CAP ASSY., OIL FILLER | 1 | ----- | ----- | HHQ4, HTF2, HT2, HT24, HXU, HXUZ, HX2, HX26, HX4, LAJ4, LHQ4, LSB, LSD2, LSJ4, LXU, LX2, LX4, PX2, QA2, QHQ4, QH26, QJG2, QLL, QMA4, QMA8, QME4, QMX2, QWA4, QXC9, QXS2, QXU, QX2, QX26, QX4, QX7, RD4, RHC, RHQ4, RX4, SAD4, SAJ4, SAR4, SD16, SD4, SE, SG24, SHQ4, SJD2, SMA7, SMW2, SM12, SM14, SSX2, SSX4, SWX2, SWX4, SXS4, SX4, SX7, TX2, TX26, TX4, UXU, VED6, VEX, VEX7, VMS4, VPM4, VPR4, VXU, VX4, VX7, WDA6, WD12, WKD6, WKT2, WKT4, WKT6, WMA3, WME2, WME4 |
| | | | | | 1 | ----- | 1163371 | SMB2 |
| | | | | | 1 | ----- | 1163372 | SMB2 |
| 20 | D | 15600-ZG4-003 | CAP ASSY., OIL FILLER | 1 | 1163372 | ----- | SMB2 | |
| E-15 | 7 | T | 17235-ZE1-831 | NOSE, SILENCER | 1 | ----- | ----- | KRS4, KRS5, QLL, QMA8, QMX2, QWA4, QX7, SE, SG24, SJD2, SMA7, SM12, SM14, SSX2, SSX4, SX7, VEX7, VMS4, VX7 |
| | | | | | 1 | 1163372 | ----- | SMB2 |

NOTE A:PART NO. CHANGE D:NEWLY PROVIDED E:PART NO. DELETION K:REQUIRED NO. CORRECTION L:APPLICATION SERIAL NO. CORRECTION
T:APPLICATION CORRECTION Z:REMARKS CHANGE



PARTS CATALOGUE NEWS

Honda Motor Co., Ltd. Service Division

PARTS CATALOGUE - CORRECTED

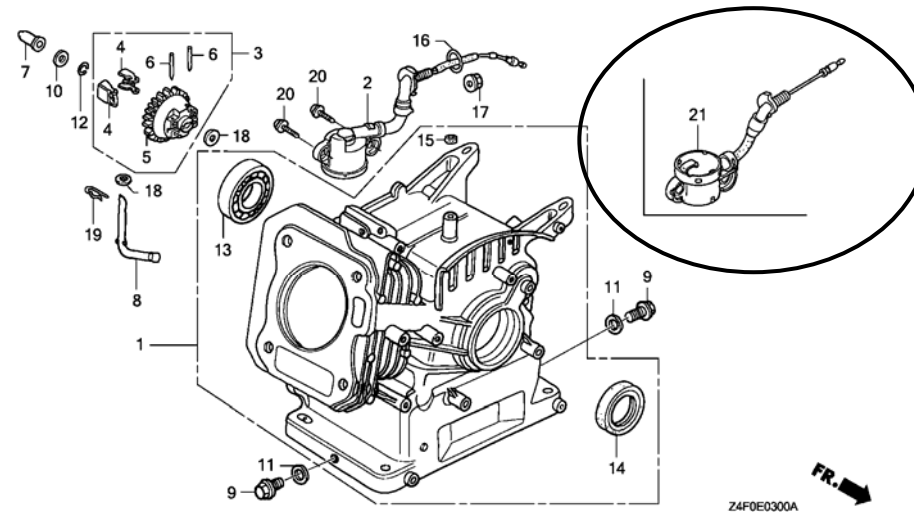
Printed in Japan

| | | |
|----------------------|--------------|-------------|
| CODE NO. | BOOKLET TYPE | 13Z4F601 |
| | MICRO-FICHE | 13Z4F6EA/FA |
| PARTS CATALOGUE NEWS | GX120U1 | |
| NEWS NO. | 022 | |

| Block No. | Ref. No. | Note | Part No. | Description | Reqd. QTY GX 120 U1 | Serial No. | Parts catalogue code |
|-----------|----------|------|----------|-------------|------------------------------|------------|----------------------|
|-----------|----------|------|----------|-------------|------------------------------|------------|----------------------|

E-3 CYLINDER BARREL

| Ref. No. | (Relative ref. Number) | Description | FRT |
|----------|------------------------|-------------------------|-----|
| 2 | (16, 21) | SWITCH, OIL LEVEL | 0.5 |
| 6151E8 | | | |



| | | | | | | | |
|-----|---|---|---------------|-------------------------------|---|---------------|------|
| E-3 | 2 | L | 15510-ZE1-043 | SWITCH ASSY., OIL LEVEL | 1 | ----- 1173451 | HXUZ |
|-----|---|---|---------------|-------------------------------|---|---------------|------|

NOTE A:PART NO. CHANGE D:NEWLY PROVIDED E:PART NO.DELETION K:REQUIRED NO. CORRECTION L:APPLICATION SERIAL NO. CORRECTION
T:APPLICATION CORRECTION Z:REMARKS CHANGE

PARTS CATALOGUE NEWS

BOOKNo. : 13Z4F601

| Block No. | Ref. No. | Note | Part No. | Description | Reqd. QTY | | Serial No. | Parts catalogue code |
|-----------|----------|------|---------------|-----------------------------------|-----------------|--|-----------------|--|
| | | | | | GX 120 U1 | | | |
| | | | | | 1 | | 1109196 1173451 | HTF2, HXU, HX2, HX26, HX4, LX2, LX4, PX2, QLL, QMX2, QXC9, QX2, RX4 SMW2, SM12, SM14, SSX2, SSX4, SX4, TX2, UXU, VED6, WKD6, WKT2, WKT4 |
| | 21 | D | 35480-ZOT-003 | SWITCH ASSY., OIL LEVEL | 1 | | 1173452 ----- | HTF2, HXU, HXUZ, HX2, HX26, HX4, LX2, LX4, PX2, QLL, QMX2, QXC9, QX2 RX4, SMW2, SM12, SM14, SSX2, SSX4, SX4, TX2, UXU, VED6, WKD6, WKT2 WKT4 |

NOTE A:PART NO. CHANGE D:NEWLY PROVIDED E:PART NO. DELETION K:REQUIRED NO. CORRECTION L:APPLICATION SERIAL NO. CORRECTION
T:APPLICATION CORRECTION Z:REMARKS CHANGE



PARTS CATALOGUE NEWS

Honda Motor Co., Ltd. Service Division

PARTS CATALOGUE - CORRECTED

Printed in Japan

| | | |
|----------------------|--------------|-------------|
| CODE NO. | BOOKLET TYPE | 13Z4F601 |
| | MICRO-FICHE | 13Z4F6EA/FA |
| PARTS CATALOGUE NEWS | GX120U1 | |
| NEWS NO. | 023 | |

| Block No. | Ref. No. | Note | Part No. | Description | Reqd. QTY | Serial No. | Parts catalogue code |
|-----------|----------|------|---------------|-------------------------------------|-----------------|-----------------|---|
| | | | | | GX 120 U1 | | |
| E-17 | 22 | | 91424-Z4F-801 | TUBE, FUEL, 4.5X140 (FKM) | 1 | ----- 1168679 | HXUZ, LSB, SAD4, SMB2 |
| | | | | | 1 | 1020710 ----- | HT24, LHQ4, LXU, QA2, QHQ4, QH26, QMA4, QMA8, QME4, QWA4, QXS2, QXU QX26, QX4, QX7, SD16, SG24, SHQ4, SMA7, SWX2, SWX4, SXS4, SX7, TX26 TX4, VEX, VEX7, VMS4, VXU, VX4, VX7, WD12, WKT6, WME2, WME4 |
| | | | | | 1 | 1020710 1168679 | HHQ4, HTF2, HT2, HXU, HX2, HX26, HX4, LAJ4, LSJ4, LX2, LX4, PX2, QLL QMX2, QXC9, QX2, RD4, RHQ4, RX4, SAJ4, SAR4, SD4, SE, SMW2, SM12 SM14, SSS2, SSS4, SX4, TX2, UXU, VED6, WDA6, WKD6, WKT2, WKT4, WMA3 |
| | A | | 91424-Z4F-802 | | 1 | 1168680 ----- | HHQ4, HTF2, HT2, HXU, HXUZ, HX2, HX26, HX4, LAJ4, LSB, LSJ4, LX2, LX4 PX2, QLL, QMX2, QXC9, QX2, RD4, RHQ4, RX4, SAD4, SAJ4, SAR4, SD4, SE SMB2, SMW2, SM12, SM14, SSS2, SSS4, SX4, TX2, UXU, VED6, WDA6, WKD6 WKT2, WKT4, WMA3 |
| E-17-1 | 9 | | 91424-Z4F-801 | TUBE, FUEL, 4.5X140 (FKM) | 1 | 1020710 ----- | LSD2 |
| | | | | | 1 | 1020710 1168679 | QJG2, SJD2 |
| | | | | | 1 | 1168680 ----- | QJG2, SJD2 |
| | A | | 91424-Z4F-802 | | 1 | | |

NOTE A:PART NO. CHANGE D:NEWLY PROVIDED E:PART NO. DELETION K:REQUIRED NO. CORRECTION L:APPLICATION SERIAL NO. CORRECTION
T:APPLICATION CORRECTION Z:REMARKS CHANGE

December 21, 2008



PARTS CATALOGUE NEWS

Honda Motor Co., Ltd. Service Division

PARTS CATALOGUE - CORRECTED

Printed in Japan

| | | |
|----------------------|--------------|-------------|
| CODE NO. | BOOKLET TYPE | 13Z4F601 |
| | MICRO-FICHE | 13Z4F6EA/FA |
| PARTS CATALOGUE NEWS | GX120U1 | |
| NEWS NO. | 024 | |

| Block No. | Ref. No. | Note | Part No. | Description | Reqd. QTY | Serial No. | Parts catalogue code |
|-----------|----------|------|---------------|--|------------------------|------------|----------------------|
| E-2 | 5 | D | 12251-Z0S-801 | GASKET, CYLINDER HEAD (THAT LEAKLESS) | GX 120 U1 (1) | ----- | AR |

NOTE A:PART NO. CHANGE D:NEWLY PROVIDED E:PART NO.DELETION K:REQUIRED NO. CORRECTION L:APPLICATION SERIAL NO. CORRECTION
T:APPLICATION CORRECTION Z:REMARKS CHANGE



PARTS CATALOGUE NEWS

Honda Motor Co., Ltd. Service Division

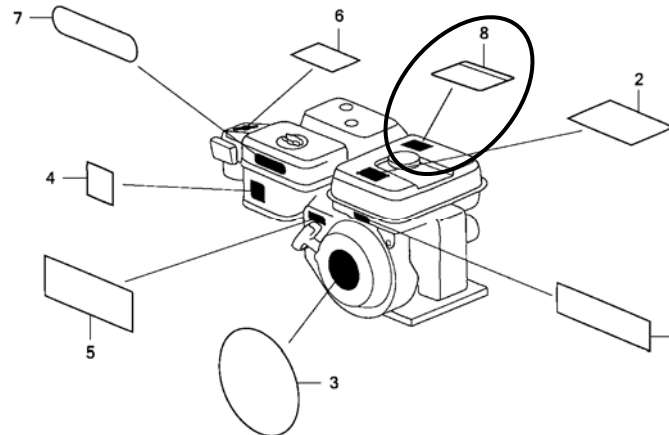
PARTS CATALOGUE - CORRECTED

Printed in Japan

| | | |
|----------------------|--------------|-------------|
| CODE NO. | BOOKLET TYPE | 13Z4F601 |
| | MICRO-FICHE | 13Z4F6EA/FA |
| PARTS CATALOGUE NEWS | GX120U1 | |
| NEWS NO. | 025 | |

| Block No. | Ref. No. | Note | Part No. | Description | Reqd. QTY GX 120 U1 | Serial No. | Parts catalogue code |
|-----------|----------|------|----------|-------------|------------------------------|------------|----------------------|
|-----------|----------|------|----------|-------------|------------------------------|------------|----------------------|

E-28 LABEL



Z4F0E2800A

NOTE A:PART NO. CHANGE D:NEWLY PROVIDED E:PART NO.DELETION K:REQUIRED NO. CORRECTION L:APPLICATION SERIAL NO. CORRECTION
T:APPLICATION CORRECTION Z:REMARKS CHANGE

PARTS CATALOGUE NEWS

BOOKNo. : 13Z4F601

| Block No. | Ref. No. | Note | Part No. | Description | Reqd. QTY | | Serial No. | Parts catalogue code |
|-----------|----------|---------------|--|---|-----------------|---------|---|--|
| | | | | | GX 120 U1 | | | |
| E-28 | 2 | | 87516-ZH7-000 | MARK, OPERATOR CAUTION (ENGLISH) (MADE IN JAPAN) | 1 | ----- | ----- | LHQ4, LSD2, LXU, QA2, QHQ4, QH26, QMA4, QMA8, QME4, QXS2, QXU, QX26 QX4, QX7, SD16, SG24, SHQ4, SMA7, SWX4, SXS4, SX7, TX26, TX4, VEX VEX7, VMS4, VPM4, VPR4, VXU, VX4, VX7, WD12, WKT6, WME2, WME4 |
| | | | | | 1 | ----- | 1203308 | HHQ4, HTF2, HT2, HXU, HXUZ, HX2, HX26, HX4, LAJ4, LSB, LSJ4, LX2, LX4 PX2, QJG2, QLL, QMX2, QXC9, QX2, RD4, RHQ4, RX4, SAD4, SAJ4, SAR4 SD4, SE, SJD2, SMB2, SMW2, SM12, SM14, SSX2, SSX4, SX4, TX2, UXU VED6, WDA6, WKD6, WKT2, WKT4, WMA3 |
| | L | 87516-ZH7-810 | MARK, OPERATOR CAUTION (PICTOGRAPH) (MADE IN JAPAN) | (1) | ----- | ----- | HT24, LHQ4, LSD2, LXU, QA2, QHQ4, QH26, QMA4, QMA8, QME4, QWA4, QXS2 QXU, QX26, QX4, QX7, RHC, SD16, SG24, SHQ4, SMA7, SWX2, SWX4, SXS4 SX7, TX26, TX4, VEX, VEX7, VMS4, VPM4, VPR4, VXU, VX4, VX7, WD12 WKT6, WME2, WME4 | |
| | | | | (1) | ----- | 1203308 | AR, DKR, HHQ4, HTF2, HT2, HXU, HXUZ, HX2, HX26, HX4, KRA4, KRF4, KRR4 KRS4, KRS5, KRS6, KRT4, LAJ4, LSB, LSJ4, LX2, LX4, PX2, QJG2, QLL QMX2, QXC9, QX2, RD4, RHQ4, RX4, SAD4, SAJ4, SAR4, SD4, SE, SJD2 SMB2, SMW2, SM12, SM14, SSX2, SSX4, SX4, TX2, UXU, VED6, WDA6, WKD6 WKT2, WKT4, WMA3 | |
| | D | 87519-ZH7-000 | MARK, OPERATOR CAUTION (PICTOGRAPH) | 1 | 1203309 | ----- | LAJ4, LSJ4, SAD4, SAJ4, SAR4, SM14, WKT4, WMA3 | |
| | A | 87516-ZH7-010 | MARK, OPERATOR CAUTION (ENGLISH) (MADE IN JAPAN) | 1 | 1203309 | ----- | HHQ4, HTF2, HT2, HXU, HXUZ, HX2, HX26, HX4, LSB, LX2, LX4, PX2, QJG2 QLL, QMX2, QXC9, QX2, RD4, RHQ4, RX4, SD4, SE, SJD2, SMB2, SMW2, SM12 SSX2, SSX4, SX4, TX2, UXU, VED6, WDA6, WKD6, WKT2 | |
| 8 | D | 87539-ZOJ-000 | MARK, EX. CAUTION (ENGLISH) .. | 1 | 1203309 | ----- | HHQ4, HTF2, HT2, HXU, HXUZ, HX2, HX26, HX4, LAJ4, LSB, LSJ4, LX2, LX4 PX2, QJG2, QLL, QMX2, QXC9, QX2, RD4, RHQ4, RX4, SAD4, SAJ4, SAR4 SD4, SE, SJD2, SMB2, SMW2, SM12, SM14, SSX2, SSX4, SX4, TX2, UXU VED6, WDA6, WKD6, WKT2, WKT4, WMA3 | |

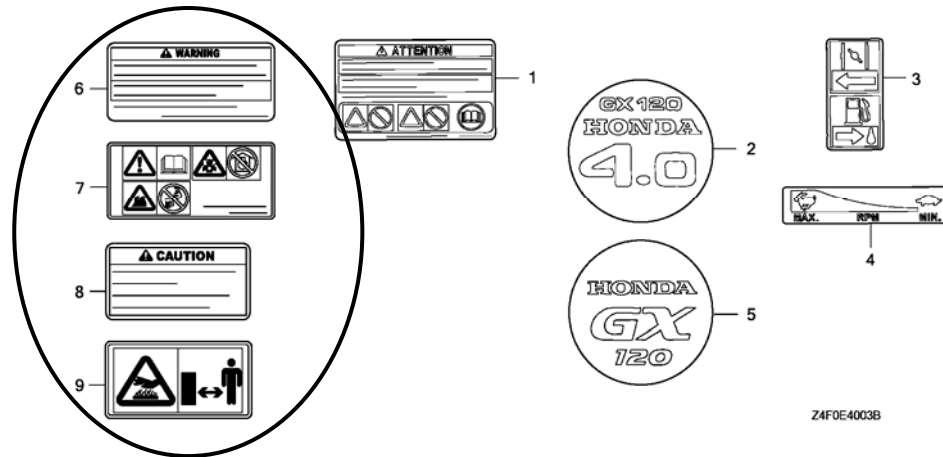
NOTE A:PART NO. CHANGE D:NEWLY PROVIDED E:PART NO. DELETION K:REQUIRED NO. CORRECTION L:APPLICATION SERIAL NO. CORRECTION
T:APPLICATION CORRECTION Z:REMARKS CHANGE

PARTS CATALOGUE NEWS

BOOKNo. : 13Z4F601

| Block No. | Ref. No. | Note | Part No. | Description | Reqd. QTY | Serial No. | Parts catalogue code |
|-----------|----------|------|----------|-------------|-----------------|------------|----------------------|
| | | | | | GX 120 U1 | | |

E-40-3 OTHER PARTS (4)



Z4F0E4003B

| | | | | | | | | |
|--------|---|---|---------------|---|---|-------|---------|---|
| E-40-3 | 1 | L | 87516-ZH7-000 | MARK, OPERATOR CAUTION (ENGLISH) (MADE IN JAPAN) | 1 | ----- | ----- | HT24, QWA4, RHC, SWX2 |
| | | | | | 1 | ----- | 1203308 | AR, DKR, KRA4, KRF4, KRR4, KRS4, KRS5, KRS6, KRT4 |
| | 6 | D | 87516-ZH7-010 | MARK, OPERATOR CAUTION (ENGLISH) (MADE IN JAPAN) | 1 | ----- | ----- | HT24, LHQ4, LSD2, LXU, QA2, QHQ4, QH26, QMA4, QMA8, GME4, QWA4, QXS2, QXU, QX26, QX4, QX7, RHC, SD16, SG24, SHQ4, SMA7, SWX2, SWX4, SXS4, SX7, TX26, TX4, VEX, VEX7, VMS4, VPM4, VPR4, VXU, VX4, VX7, WD12, WKT6, WME2, WME4 |
| | | | | | 1 | ----- | 1203308 | AR, DKR, HHQ4, HTF2, HT2, HXU, HXUZ, HX2, HX4, KRA4, KRF4, KRR4, KRS4, KRS5, KRS6, KRT4, LAJ4, LSB, LSJ4, LX2, LX4, PX2, QJG2, QLL, QMX2, QXC9, QX2, RD4, RHQ4, RX4, SAD4, SAJ4, SAR4, SD4, SE, SJD2, SMB2, SMW2, SM12, SM14, SSX2, SSX4, SX4, TX2, UXU, VED6, WDA6, WKD6, WKT2, WKT4, WMA3 |

NOTE A:PART NO. CHANGE D:NEWLY PROVIDED E:PART NO. DELETION K:REQUIRED NO. CORRECTION L:APPLICATION SERIAL NO. CORRECTION
T:APPLICATION CORRECTION Z:REMARKS CHANGE

PARTS CATALOGUE NEWS

BOOKNo. : 13Z4F601

| Block No. | Ref. No. | Note | Part No. | Description | Reqd. QTY | | Serial No. | Parts catalogue code |
|-----------|----------|------|---------------|--|-----------------|--|---------------|---|
| | | | | | GX 120 U1 | | | |
| | | D | 87516-ZH7-801 | MARK, OPERATOR CAUTION (FRENCH) (MADE IN JAPAN) | 1 | | 1203309 ----- | AR, DKR, HHQ4, HTF2, HT2, HXU, HXUZ, HX2, HX26, HX4, KRA4, KRF4, KRR4 KRS4, KRS5, KRS6, KRT4, LAJ4, LSB, LSJ4, LX2, LX4, PX2, QJG2, QLL QMX2, QXC9, QX2, RD4, RHQ4, RX4, SAD4, SAJ4, SAR4, SD4, SE, SJD2 SMB2, SMW2, SM12, SM14, SSX2, SSX4, SX4, TX2, UXU, VED6, WDA6, WKD6 WKT2, WKT4, WMA3 |
| | 7 | D | 87519-ZH7-000 | MARK, OPERATOR CAUTION (PICTOGRAPH) | 1 | | 1203309 ----- | AR, DKR, HHQ4, HTF2, HT2, HXU, HXUZ, HX2, HX26, HX4, KRA4, KRF4, KRR4 KRS4, KRS5, KRS6, KRT4, LSB, LX2, LX4, PX2, QJG2, QLL, QMX2, QXC9 QX2, RD4, RHQ4, RX4, SD4, SE, SJD2, SMB2, SMW2, SM12, SSX2, SSX4, SX4 TX2, UXU, VED6, WDA6, WKD6, WKT2 |
| | 8 | D | 87539-Z0J-810 | MARK, EX. CAUTION (FRENCH) ... | 1 | | 1203309 ----- | HHQ4, HTF2, HT2, HXU, HXUZ, HX2, HX26, HX4, LAJ4, LSB, LSJ4, LX2, LX4 PX2, QJG2, QLL, QMX2, QXC9, QX2, RD4, RHQ4, RX4, SAD4, SAJ4, SAR4 SD4, SE, SJD2, SMB2, SMW2, SM12, SM14, SSX2, SSX4, SX4, TX2, UXU VED6, WDA6, WKD6, WKT2, WKT4, WMA3 |
| | 9 | D | 87539-Z0J-800 | MARK, EX. CAUTION (PICTOGRAPH) | 1 | | 1203309 ----- | HHQ4, HTF2, HT2, HXU, HXUZ, HX2, HX26, HX4, LSB, LX2, LX4, PX2, QJG2 QLL, QMX2, QXC9, QX2, RD4, RHQ4, RX4, SD4, SE, SJD2, SMB2, SMW2, SM12 SSX2, SSX4, SX4, TX2, UXU, VED6, WDA6, WKD6, WKT2 |

NOTE A:PART NO. CHANGE D:NEWLY PROVIDED E:PART NO.DELETION K:REQUIRED NO. CORRECTION L:APPLICATION SERIAL NO. CORRECTION
T:APPLICATION CORRECTION Z:REMARKS CHANGE



PARTS CATALOGUE NEWS

Honda Motor Co., Ltd. Service Division

PARTS CATALOGUE - CORRECTED

Printed in Japan

| | | |
|----------------------|--------------|-------------|
| CODE NO. | BOOKLET TYPE | 13Z4F601 |
| | MICRO-FICHE | 13Z4F6EA/FA |
| PARTS CATALOGUE NEWS | GX120U1 | |
| NEWS NO. | 026 | |

| Block No. | Ref. No. | Note | Part No. | Description | Reqd. QTY | Serial No. | Parts catalogue code |
|-----------|----------|------|----------------|---|-----------------|---------------|---------------------------------|
| | | | | | GX 120 U1 | | |
| E-14-1 | 20 | | 95001-45400-60 | TUBE, FUEL, 4. 5X400 (95001-45001-60M) | 1 | ----- 1198059 | AR, DKR, KRA4, KRF4, KRR4, KRT4 |
| | A | | 91424-Z4G-822 | TUBE, FUEL, 4. 5X400 (FKM) | 1 | 1198060 ----- | AR, DKR, KRA4, KRF4, KRR4, KRT4 |
| E-17 | 20 | | 95001-45350-60 | TUBE, FUEL, 4. 5X350 (95001-45001-60M) | 1 | ----- 1198059 | KRS4, KRS5, KRS6 |
| | A | | 91424-Z4G-851 | TUBE, FUEL, 4. 5X350 (FKM) | 1 | 1198060 ----- | KRS4, KRS5, KRS6 |
| | 21 | | 95001-45075-60 | TUBE, FUEL, 4. 5X75 (95001-45001-60M) | 1 | ----- 1198059 | KRS4, KRS5, KRS6 |
| | A | | 91424-Z4G-841 | TUBE, FUEL, 4. 5X75 (FKM) | 1 | 1198060 ----- | KRS4, KRS5, KRS6 |

NOTE A:PART NO. CHANGE D:NEWLY PROVIDED E:PART NO.DELETION K:REQUIRED NO. CORRECTION L:APPLICATION SERIAL NO. CORRECTION
T:APPLICATION CORRECTION Z:REMARKS CHANGE

October 11, 2009



PARTS CATALOGUE NEWS

Honda Motor Co., Ltd. Service Division

PARTS CATALOGUE - CORRECTED

Printed in Japan

| | | |
|----------------------|--------------|-------------|
| CODE NO. | BOOKLET TYPE | 13Z4F601 |
| | MICRO-FICHE | 13Z4F6EA/FA |
| PARTS CATALOGUE NEWS | GX120U1 | |
| NEWS NO. | 027 | |

| Block No. | Ref. No. | Note | Part No. | Description | Reqd. QTY GX 120 U1 | Serial No. | Parts catalogue code |
|-----------|----------|------|---------------|------------------------------|------------------------------|---------------|----------------------|
| E-17-1 | 12 | E | 17620-Z4H-020 | *PARTS NO. DELETION | | | |
| | | D | 17620-Z4H-800 | CAP COMP., FUEL FILLER | 1 | 1150471 ----- | QJG2, SJD2 |

NOTE A:PART NO. CHANGE D:NEWLY PROVIDED E:PART NO. DELETION K:REQUIRED NO. CORRECTION L:APPLICATION SERIAL NO. CORRECTION
T:APPLICATION CORRECTION Z:REMARKS CHANGE



PARTS CATALOGUE NEWS

Honda Motor Co., Ltd. Service Division

Printed in Japan

February 05, 2010

| | | |
|----------------------------|-----------------|-------------|
| CODE NO. | BOOKLET TYPE | 13Z4F601 |
| | MICRO- FICHE | 13Z4F6EA/FA |
| PARTS CATALOGUE NEWS | GX120U1 | |
| NEWS NO. | 028 | |

GX120U1-LXM2 TYPE sales parts information

NOTE: This Parts Catalogue News explains only the parts of the different model that are produced to conform to addition of the GX120U1-LXM2 type.

As for the parts not listed on this Parts Catalogue News, use the parts of the GX120U1-LX2 type.

•Models, parts catalogue codes and applicable serial numbers

| Model | Type | | Parts catalogue type | Applicable engine serial No. | Applicable carburetor identification No. |
|---------|------|-----------------|----------------------|------------------------------|--|
| GX120U1 | LX2 | Base type | LX2 | GCAHK-1000001~ | BE60B B |
| | LXM2 | Additional type | LXM2 | | |

| •Features of each type | | Base type | Additional type |
|------------------------|-----------------------------|-----------|-----------------|
| Specifications | | Model | GX120U1 |
| | | Type | LX2 LXM2 |
| Crankshaft | 20mm Ø Spline (L=36) | ● | ● |
| | 20mm Ø Spline (L=42) | | |
| | 21mm Ø Spline | | |
| | 3/4" Thread | | |
| | 18mm Ø Straight | | |
| | 19.05mm Ø Straight | | |
| | 5/8" Thread | | |
| | 1/2" Stepped thread | | |
| | 22mm Ø Tapered | | |
| | 19.8mm Ø Tapered | | |
| | M14 Stepped thread | | |
| | M16 Stepped thread | | |
| Reduction | 1/2 Reduction | ● | ● |
| | 1/2 Reduction (With clutch) | | |
| | 1/6 Reduction | | |
| Fuel tank | | ● | ● |
| Oil alert | | ● | ● |
| Lamp coil | | | |

PARTS CATALOGUE NEWS

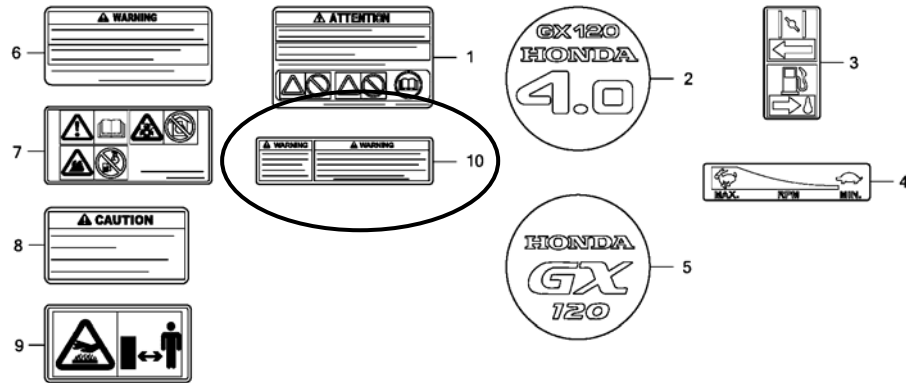
BOOKNo. : 13Z4F601

| Block No. | Ref. No. | Part No. | Description | Reqd. QTY | | Base Part No. | Parts catalogue code |
|-----------|----------|-----------------|--|-----------------|--|-----------------|----------------------|
| | | | | GX 120 UT | | | |
| E-2 | 5 | 12251-ZH7-801 | GASKET, CYLINDER HEAD | 1 | | 12251-ZH7-800 | |
| E-11 | 1 | | STARTER ASSY., RECOIL *NH1*..... BLACK | 0 | | 28400-ZH8-023ZB | |
| | | 28400-ZH8-033YA | *R280*..... POWER RED | 1 | | 28400-ZH8-023YA | |
| | 2 | | CASE COMP., RECOIL STARTER *NH1*..... BLACK | 0 | | 28410-ZH8-003ZB | |
| | 10 | 28461-ZH8-013 | GRIP, STARTER | 1 | | 28461-ZH8-003 | |
| E-12 | 2 | | COVER COMP., FAN *NH1*..... BLACK | 0 | | 19610-ZE0-000ZE | |
| | | | *NH246*..... LOOSEY GRAY | 0 | | 19610-ZE0-000ZF | |
| E-16 | 2 | | MUFFLER COMP. (ARRESTER) | (0) | | 18310-ZH8-810 | |
| | | 18310-ZH8-810 | | 1 | | 18310-ZF1-000 | |
| | 4 | 18320-ZF1-H02 | PROTECTOR, MUFFLER (STD.) (BLACK) | 1 | | 18320-ZF1-H01 | |
| | 7 | 18355-ZE1-000 | ARRESTER, SPARK | 1 | | 18355-ZE1-000 | |
| | 8 | 18381-ZH8-801 | GASKET, MUFFLER | 1 | | 18381-ZH8-800 | |
| | 20 | 90055-ZE1-000 | SCREW, TAPPING, 4X6 | 1 | | 90055-ZE1-000 | |
| E-17 | 9 | | TANK COMP., FUEL *NH1*..... BLACK | 0 | | 17510-ZE0-020ZD | |
| | 30 | 17672-Z4H-000 | FILTER, FUEL | 1 | | | |
| E-29 | 1 | 89218-ZE1-000 | WRENCH COMP., SPARK PLUG | 1 | | | |

PARTS CATALOGUE NEWS

BOOKNo. : 13Z4F601

| Block No. | Ref. No. | Part No. | Description | Reqd. QTY GX 120 UT | Base Part No. | Parts catalogue code |
|-----------|----------|-----------------|-------------|------------------------------|---------------|----------------------|
| E-40-3 | | OTHER PARTS (4) | | | | |



Z4F0E4003C

| | | | | | | |
|--------|----|---------------|---|---|--|--|
| E-40-3 | 6 | 87516-ZH7-010 | MARK, OPERATOR CAUTION (ENGLISH) (MADE IN JAPAN) | 1 | | |
| | 10 | 87549-YG0-710 | LABEL, SPARK WARNING | 1 | | |



PARTS CATALOGUE NEWS

Honda Motor Co., Ltd. Service Division

PARTS CATALOGUE - CORRECTED

Printed in Japan

| | | |
|----------------------------|-----------------|-------------|
| CODE NO. | BOOKLET TYPE | 13Z4F601 |
| | MICRO- FICHE | 13Z4F6EA/FA |
| PARTS CATALOGUE NEWS | GX120U1 | |
| NEWS NO. | 029 | |

| Block No. | Ref. No. | Note | Part No. | Description | Reqd. QTY | Serial No. | Parts catalogue code |
|--------------|-------------|------|---------------|------------------------|-----------------|------------|---|
| | | | | | GX 120 U1 | | |
| E-17 | 7 | T | 16955-ZE1-000 | JOINT, FUEL TANK | 1 | ----- | HHQ4, HTF2, HT2, HT24, HXU, HXUZ, HX2, HX26, HX4, LAJ4, LHQ4, LSB LSJ4, LXU, LX2, LX4, PX2, QA2, QHQ4, QH26, QLL, QMA4, QMA8, QME4 QMX2, QWA4, QXC9, QXS2, QXU, QX2, QX26, QX4, QX7, RD4, RHQ4, RX4 SAD4, SAJ4, SAR4, SD16, SD4, SE, SG24, SHQ4, SMA7, SMB2, SMW2, SM12 SM14, SSX2, SSX4, SWX2, SWX4, SXS4, SX4, SX7, TX2, TX26, TX4, UXU VED6, VEX, VEX7, VMS4, VXU, VX4, VX7, WDA6, WD12, WKD6, WKT2, WKT4 WKT6, WMA3, WME2, WME4 |
| | | A | 16955-ZE1-010 | | 1 | ----- | LXM2 |

NOTE A:PART NO. CHANGE D:NEWLY PROVIDED E:PART NO. DELETION K:REQUIRED NO. CORRECTION L:APPLICATION SERIAL NO. CORRECTION
T:APPLICATION CORRECTION Z:REMARKS CHANGE



PARTS CATALOGUE NEWS

Honda Motor Co., Ltd.
Customer Service Technology Development Division

Printed in Japan

| | | |
|----------------------------|-----------------|-------------|
| CODE NO. | BOOKLET TYPE | 13Z4F601 |
| | MICRO- FICHE | 13Z4F6EA/FA |
| PARTS CATALOGUE NEWS | GX120U1 | |
| NEWS NO. | 030 | |

GX120U1-SKB2 TYPE sales parts information

NOTE: This Parts Catalogue News explains only the parts of the different model that are produced to conform to addition of the GX120U1-SKB2 type.

As for the parts not listed on this Parts Catalogue News, use the parts of the GX120U1-SMB2 type.

•Models, parts catalogue codes and applicable serial numbers

| Model | Type | | Parts catalogue type | Applicable engine serial No. | Applicable carburetor identification No. |
|---------|------|-----------------|----------------------------|------------------------------------|--|
| GX120U1 | SMB2 | Base type | SMB2 | GCAHK-1000001~ | BE60B B |
| | SKB2 | Additional type | SKB2 | | |

| •Features of each type | | Base type | Additional type |
|------------------------|-----------------------------|-----------|-----------------|
| Model | | GX120U1 | |
| Type | | SMB2 | SKB2 |
| Specifications | | | |
| Crankshaft | 20mm Ø Spline (L=36) | | |
| | 20mm Ø Spline (L=42) | | |
| | 21mm Ø Spline | | |
| | 3/4" Thread | | |
| | 18mm Ø Straight | ● | ● |
| | 19.05mm Ø Straight | | |
| | 5/8" Thread | | |
| | 1/2" Stepped thread | | |
| | 22mm Ø Tapered | | |
| | 19.8mm Ø Tapered | | |
| | M14 Stepped thread | | |
| | M16 Stepped thread | | |
| Reduction | 1/2 Reduction | | |
| | 1/2 Reduction (With clutch) | | |
| | 1/6 Reduction | | |
| Fuel tank | ● | ● | |
| Oil alert | | | |
| Lamp coil | ● | ● | |

PARTS CATALOGUE NEWS

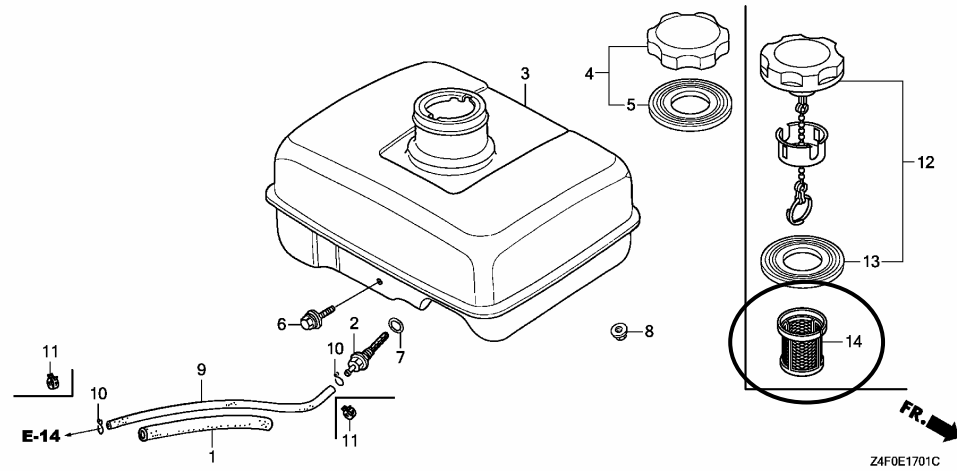
BOOKNo. : 13Z4F601

| Block No. | Ref. No. | Part No. | Description | Reqd. QTY | Base Part No. | Parts catalogue code |
|-----------|----------|-----------------|---|-----------------|-----------------|----------------------|
| | | | | GX 120 UT | | |
| E-2 | 5 | 12251-ZH7-801 | GASKET, CYLINDER HEAD..... | 1 | 12251-ZH7-800 | |
| E-11 | 1 | 28400-Z0T-003ZA | STARTER ASSY., RECOIL *NH1*..... BLACK | 1 | 28400-ZH8-023ZB | |
| | 3 | 28421-Z0T-003 | REEL, RECOIL STARTER..... | 1 | 28421-ZH8-801 | |
| | 10 | 28461-ZH8-013 | GRIP, STARTER..... | 1 | 28461-ZH8-003 | |
| E-16 | 4 | 18320-ZF1-H02 | PROTECTOR, MUFFLER (STD.) (BLACK) | 1 | 18320-ZF1-H01 | |
| | 8 | 18381-ZH8-801 | GASKET, MUFFLER..... | 1 | 18381-ZH8-800 | |
| E-17 | 3 | | RUBBER, SUPPORTER (107MM)..... | 0 | 16854-ZH8-000 | |
| | 7 | | JOINT, FUEL TANK..... | 0 | 16955-ZE1-000 | |
| | 9 | | TANK COMP., FUEL *NH1*..... BLACK | 0 | 17510-ZE0-020ZD | |
| | 14 | | BOLT, FLANGE, 6X29..... | 0 | 90004-ZH7-003 | |
| | 17 | | O-RING, 14MM (NOK)..... | 0 | 91353-671-004 | |
| | 19 | | NUT, FLANGE, 6MM..... | 0 | 94050-06000 | |
| | 22 | | TUBE, FUEL, 4.5X140 (FKM)..... | 0 | 91424-Z4F-801 | |
| | | | TUBE, FUEL, 4.5X140 (FKM)..... | 0 | 91424-Z4F-802 | |
| | 27 | | CLAMP, TUBE (D8)..... | 0 | 95002-40800-08 | |
| | 28 | | CAP COMP., FUEL FILLER..... | 0 | 17620-Z4H-000 | |
| | | | CAP COMP., FUEL FILLER..... | 0 | 17620-Z4H-010 | |
| | | | CAP COMP., FUEL FILLER..... | 0 | 17620-Z4H-020 | |
| | 29 | | PACKING, FUEL FILLER CAP (39X62X3) (RADICON) | 0 | 17631-Z0T-801 | |
| | | | PACKING, FUEL FILLER CAP (39X62X3) | 0 | 17631-Z4H-800 | |
| | 30 | | FILTER, FUEL..... | 0 | 17672-Z4H-000 | |

PARTS CATALOGUE NEWS

BOOKNo. : 13Z4F601

| Block No. | Ref. No. | Part No. | Description | Reqd. QTY GX 120 UT | Base Part No. | Parts catalogue code |
|-----------|----------|---------------|-------------|------------------------------|---------------|----------------------|
| E-17-1 | | FUEL TANK (2) | | | | |



| | | | | | | |
|--------|----|-----------------|---|---|--|--|
| E-17-1 | 1 | 16854-ZH8-000 | RUBBER, SUPPORTER (107MM)..... | 1 | | |
| | 2 | 16955-ZE1-010 | JOINT, FUEL TANK..... | 1 | | |
| | 3 | 17510-ZK7-U20ZD | TANK COMP., FUEL *NH1*..... BLACK | 1 | | |
| | 6 | 90004-ZH7-003 | BOLT, FLANGE, 6X29..... | 1 | | |
| | 7 | 91353-671-004 | O-RING, 14MM (NOK)..... | 1 | | |
| | 8 | 94050-06000 | NUT, FLANGE, 6MM..... | 2 | | |
| | 9 | 91424-Z4F-802 | TUBE, FUEL, 4.5X140 (FKM)..... | 1 | | |
| | 11 | 95002-40800-08 | CLAMP, TUBE (D8)..... | 2 | | |
| | 12 | 17620-Z4H-800 | CAP COMP., FUEL FILLER..... | 1 | | |
| | 13 | 17631-Z0T-801 | PACKING, FUEL FILLER CAP (39X62X3) (RADICON) | 1 | | |
| | 14 | 17672-Z4H-000 | FILTER, FUEL..... | 1 | | |



PARTS CATALOGUE NEWS

Service Technology Department, Power Products Operations
Service Division, Honda Motor Co., Ltd.

PARTS CATALOGUE - CORRECTED

Printed in Japan

| | |
|----------------------|----------|
| CODE NO. | 13Z4F601 |
| PARTS CATALOGUE NEWS | GX120U1 |
| NEWS NO. | 031 |

| Block No. | Ref. No. | Note | Part No. | Description | Reqd. QTY | Serial No. | Parts catalogue code |
|-----------|----------|------|---------------|--------------------------------|-----------------|------------|---|
| | | | | | GX 120 U1 | | |
| E-2 | 5 | T | 12251-ZH7-800 | GASKET, CYLINDER HEAD..... | 1 | ----- | HHQ4, HT24, HTF2, HX2, HX26, HX4, HXU, HXUZ, KRA4, KRR4, KRS5, KRS6, KRT4, LHQ4, LSD2, LX4, LXU, QA2, QH26, QH04, QJG2, QLL, QMA4, QMA8, QME4, QMX2, QWA4, QX26, QX4, QX7, QXC9, QXS2, QXU, RD4, RHC, RHQ4, RX4, SD16, SD4, SE, SG24, SHQ4, SJD2, SMA7, SMB2, SMW2, SWX2, SWX4, SX4, SX7, SXS4, TX2, TX26, TX4, UXU, VED6, VEX, VEX7, VMS4, VPM4, VPR4, VX4, VX7, VXU, WD12, WKT6, WME2, WME4 |
| | | T | 12251-ZH7-801 | | 1 | ----- | AR, DKR, KRF4, KRS4, LAJ4, LSB, LSJ4, LX2, LXM2, PX2, QMX2, QX2, SAD4, SAJ4, SAR4, SKB2, SM12, SM14, SMB2, SMW2, SSX2, SXX4, VED6, WKT2, WKT4, WMA3 |
| E-16 | 12 | T | 18436-ZH8-W40 | BASE COMP., MUFFLER COVER..... | (1) | ----- | HHQ4, HT24, HX4, LHQ4, LX4, QH04, QLL, QMA4, QME4, QX4, QX7, RD4, RHQ4, RX4, SD4, SHQ4, SWX2, SX4, SX7, SXS4, TX4, VEX, VEX7, VX4, VX7, WD12, WDA6 |
| | | D | 18436-ZH8-W41 | | (1) | ----- | LAJ4, LSB, LSJ4, SAD4, SAJ4, SAR4, WKT4, WMA3 |

NOTE A:PART NO. CHANGE D:NEWLY PROVIDED E:PART NO. DELETION K:REQUIRED NO. CORRECTION L:APPLICATION SERIAL NO. CORRECTION
M:PART DESCRIPTION CORRECTION T:APPLICATION CORRECTION Z:REMARKS CHANGE



PARTS CATALOGUE NEWS

Service Technology Department, Power Products Operations
Service Division, Honda Motor Co., Ltd.

PARTS CATALOGUE - CORRECTED

Printed in Japan

| | |
|----------------------|----------|
| CODE NO. | 13Z4F601 |
| PARTS CATALOGUE NEWS | GX120U1 |
| NEWS NO. | 032 |

| Block No. | Ref. No. | Note | Part No. | Description | Reqd. QTY | Serial No. | Parts catalogue code | |
|-----------|----------|------|-----------------|-----------------------------------|----------------------------|------------|---|--|
| | | | | | GX 120 UT | | | |
| E-11 | 1 | T | 28400-Z0T-003ZA | STARTER ASSY., RECOIL | | | | |
| | | | | *NH1* BLACK | 1 | 1213850 | ----- AR, LSB, SM12, SM14, SSX2 | |
| | | | | | 1 | 1214032 | ----- LX2, PX2, QMX2, QX2, SMB2, SSX4, VED6, WKT2 | |
| | | | | | | 1 | ----- | SKB2 |
| | | A | | 28400-Z0T-003ZB | *R280* POWER RED | 1 | 1213850 | ----- AR, DKR, KRF4, KRS4, LSJ4, SAD4, SAJ4, SAR4, WKT4, WMA3 |
| | | | | | 1 | 1214032 | ----- LX2, LXM2, QMX2, QX2, SMW2, WKT2 | |
| | | | | 28400-ZH8-023YA | *R280* POWER RED | 1 | ----- 1203298 | AR, DKR, HHQ4, HX4, HXU, HXUZ, KRA4, KRF4, KRR4, KRS4, KRS5, KRS6, KRT4, LSJ4, LX4, RD4, RHQ4, RX4, SAD4, SAJ4, SAR4, SD4, SX4, UXU, WKT4, WMA3 |
| | | | | | | 1 | ----- 1203308 | HT2, HTF2, HX2, HX26, LX2, QLL, QMX2, QX2, QXC9, SE, SMW2, TX2, WDA6, WKD6, WKT2 |
| | | | | | | 1 | ----- | LHQ4, LXU, QA2, QH26, QHQ4, QMA4, QMA8, QME4, QX26, QX4, QX7, QXS2, QXU, RHC, SD16, SHQ4, SMA7, SX7, SXS4, TX26, TX4, VEX, VEX7, VMS4, VPM4, VX4, VX7, VXU, WD12, WKT6, WME2, WME4 |
| | | | | 28400-ZH8-023ZB | *NH1* BLACK | 1 | ----- 1203298 | AR, KRS5, KRS6, LSB, SM12, SM14, SSX2 |
| | | | | | | 1 | ----- | HT24, QA2, QWA4, QXS2, SG24 |
| | | | | | | 1 | ----- 1203308 | HX2, LX2, PX2, QMX2, QX2, QXC9, SMB2, SSX4, TX2, VED6, WKT2 |
| | | | 28400-ZH8-023ZG | *NH105* . . . MAT BLACK (#15-#20) | 1 | ----- | LSD2, SWX2, SWX4 | |

NOTE A:PART NO. CHANGE D:NEWLY PROVIDED E:PART NO. DELETION K:REQUIRED NO. CORRECTION L:APPLICATION SERIAL NO. CORRECTION
M:PART DESCRIPTION CORRECTION T:APPLICATION CORRECTION Z:REMARKS CHANGE

PARTS CATALOGUE NEWS

BOOKNo. :13Z4F601

| Block No. | Ref. No. | Note | Part No. | Description | Reqd. QTY | | Serial No. | Parts catalogue code |
|-----------|----------|------|-----------------|---------------------------------|-----------------|---------|------------|--|
| | | | | | GX 120 U1 | | | |
| | | | | | 1 | | 1203298 | SJD2 |
| | | | 28400-ZH8-023ZJ | *T51*..... JACOBSEN ORANGE | 1 | | 1203298 | QJG2 |
| | A | | 28400-ZH8-033YA | *R280*..... POWER RED | 1 | 1203299 | 1213849 | AR, DKR, KRF4, KRS4, LSJ4, SAD4, SAJ4, SAR4, WKT4, WMA3 |
| | | | | | 1 | 1203299 | ----- | HHQ4, HX4, HXU, HXUZ, KRA4, KRR4, KRS5, KRS6, KRT4, LX4, RD4, RHQ4 RX4, SD4, SX4, UXU |
| | | | | | 1 | 1203309 | ----- | HT2, HTF2, HX2, HX26, QLL, QXC9, SE, TX2, WDA6, WKD6 |
| | | | | | 1 | 1203309 | 1214031 | LX2, QMX2, QX2, SMW2, WKT2 |
| | | | | | 1 | ----- | 1214031 | LXM2 |
| | A | | 28400-ZH8-033ZB | *NH1*..... BLACK | 1 | 1203299 | 1213849 | AR, LSB, SM12, SM14, SSX2 |
| | | | | | 1 | 1203309 | ----- | HX2, QXC9, TX2 |
| | | | | | 1 | 1203299 | ----- | KRS5, KRS6 |
| | | | | | 1 | 1203309 | 1214031 | LX2, PX2, QMX2, QX2, SMB2, SSSX4, VED6, WKT2 |
| | | | 28400-ZH8-033ZG | *NH105*... MAT BLACK (#15-#20) | 1 | 1203299 | ----- | SJD2 |
| | | | 28400-ZH8-033ZJ | *T51*..... JACOBSEN ORANGE | 1 | 1203299 | ----- | QJG2 |
| 3 | T | | 28421-Z0T-003 | REEL, RECOIL STARTER..... | 1 | 1213850 | ----- | AR, DKR, KRF4, KRS4, LSB, LSJ4, SAD4, SAJ4, SAR4, SM12, SM14, SSX2 WKT4, WMA3 |
| | | | | | 1 | 1214032 | ----- | LX2, LXM2, PX2, QMX2, QX2, SMB2, SMW2, SSSX4, VED6, WKT2 |
| | | | | | 1 | ----- | ----- | SKB2 |
| | L | | 28421-ZH8-801 | REEL, RECOIL STARTER (BLACK)... | 1 | ----- | 1213849 | AR, DKR, KRF4, KRS4, LSB, LSJ4, SAD4, SAJ4, SAR4, SM12, SM14, SSX2 WKT4, WMA3 |
| | | | | | 1 | ----- | ----- | HHQ4, HT2, HT24, HTF2, HX2, HX26, HX4, HXU, HXUZ, KRA4, KRR4, KRS5 KRS6, KRT4, LAJ4, LHQ4, LSD2, LX4, LXU, QA2, QH26, QH04, QJG2, QLL QMA4, QMA8, QME4, QWA4, QX26, QX4, QX7, QXC9, QXS2, QXU, RD4, RHC RHQ4, RX4, SD16, SD4, SE, SG24, SHQ4, SJD2, SMA7, SWX2, SWX4, SX4 SX7, SXS4, TX2, TX26, TX4, UXU, VEX, VEX7, VMS4, VPM4, VPR4, VX4, VX7 VXU, WD12, WDA6, WKD6, WKT6, WME2, WME4 |
| | | | | | 1 | ----- | 1214031 | LX2, LXM2, PX2, QMX2, QX2, SMB2, SMW2, SSSX4, VED6, WKT2 |

NOTE A:PART NO. CHANGE D:NEWLY PROVIDED E:PART NO. DELETION K:REQUIRED NO. CORRECTION L:APPLICATION SERIAL NO. CORRECTION
M:PART DESCRIPTION CORRECTION T:APPLICATION CORRECTION Z:REMARKS CHANGE

PARTS CATALOGUE NEWS

BOOKNo. :13Z4F601

| Block No. | Ref. No. | Note | Part No. | Description | Reqd. QTY | | Serial No. | Parts catalogue code |
|-----------|----------|------|---------------|-----------------------------|-----------------|--|-----------------|--|
| | | | | | GX 120 U1 | | | |
| | 10 | L | 28461-ZH8-003 | GRIP, STARTER..... | 1 | | ----- 1203298 | AR, DKR, HHQ4, HX4, HXU, HXUZ, KRA4, KRF4, KRR4, KRS4, KRS5, KRS6 KRT4, LAJ4, LSB, LSJ4, LX4, QJG2, RD4, RHQ4, RX4, SAD4, SAJ4, SAR4 SD4, SJD2, SM12, SM14, SSSX2, SX4, UXU, WKT4, WMA3 |
| | | | | | 1 | | ----- | HT24, LHQ4, LSD2, LXU, QA2, QH26, QHQ4, QMA4, QMA8, QME4, QWA4, QX26 QX4, QX7, QXS2, QXU, RHC, SD16, SG24, SHQ4, SMA7, SWX2, SWX4, SX7 SXS4, TX26, TX4, VEX, VEX7, VMS4, VPM4, VPR4, VX4, VX7, VXU, WD12 WKT6, WME2, WME4 |
| | | | | | 1 | | ----- 1203308 | HT2, HTF2, HX2, HX26, LX2, PX2, QLL, QMX2, QX2, QXC9, SE, SMB2, SMW2 SSX4, TX2, VED6, WDA6, WKD6, WKT2 |
| | | T | 28461-ZH8-013 | KNOB, RECOIL STARTER..... | 1 | | 1203299 ----- | AR, DKR, HHQ4, HX4, HXU, HXUZ, KRA4, KRF4, KRR4, KRS4, KRS5, KRS6 KRT4, LAJ4, LSB, LSJ4, LX4, QJG2, RD4, RHQ4, RX4, SAD4, SAJ4, SAR4 SD4, SJD2, SM12, SM14, SSSX2, SX4, UXU, WKT4, WMA3 |
| | | | | | 1 | | 1203309 ----- | HT2, HTF2, HX2, HX26, LX2, PX2, QLL, QMX2, QX2, QXC9, SE, SMB2, SMW2 SSX4, TX2, VED6, WDA6, WKD6, WKT2 |
| | | | | | 1 | | ----- | LXM2, SKB2 |
| E-17 | 28 | | 17620-Z4H-020 | CAP COMP., FUEL FILLER..... | 1 | | 1150471 ----- | LAJ4, LSJ4, SAD4, SAJ4, SAR4, SM12, SM14, SSSX2, WKT4, WMA3 |
| | | | | | 1 | | ----- | LSB |
| | | | | | 1 | | 1150471 1224174 | LX2, PX2, QMX2, QX2, SMB2, SMW2, SSSX4, VED6, WKT2 |
| | | | | | 1 | | ----- 1224174 | LXM2 |
| | | A | 17620-Z4H-030 | | 1 | | 1224175 ----- | LX2, LXM2, PX2, QMX2, QX2, SMB2, SMW2, SSSX4, VED6, WKT2 |

NOTE A:PART NO. CHANGE D:NEWLY PROVIDED E:PART NO. DELETION K:REQUIRED NO. CORRECTION L:APPLICATION SERIAL NO. CORRECTION
M:PART DESCRIPTION CORRECTION T:APPLICATION CORRECTION Z:REMARKS CHANGE



PARTS CATALOGUE NEWS

Service Technology Department, Power Products Operations
Service Division, Honda Motor Co., Ltd.

PARTS CATALOGUE - CORRECTED

Printed in Japan

| | |
|----------------------|----------|
| CODE NO. | 13Z4F601 |
| PARTS CATALOGUE NEWS | GX120U1 |
| NEWS NO. | 033 |

| Block No. | Ref. No. | Note | Part No. | Description | Reqd. QTY | Serial No. | | Parts catalogue code | |
|-----------|----------|---------------|--------------------------|---------------------|-----------------|------------|---|---|--|
| | | | | | GX 120 U1 | | | | |
| E-16 | 6 | L | 18340-ZE1-010 | DEFLECTOR COMP..... | 1 | ----- | ----- | HTF2, LSD2, QA2, QLL, QMA4, SXS4, VEX, VEX7 | |
| | | | | | 1 | ----- | 1219902 | QMX2, SKB2, SM12, SM14, SMB2, SMW2, SSX2, SSX4 | |
| | 14 | L | 18522-ZE1-000 | GUIDE, MUFFLER..... | 1 | ----- | ----- | HTF2, LSD2, QA2, QLL, QMA4, SXS4, VEX, VEX7 | |
| | | | | | 1 | ----- | 1219902 | QMX2, SKB2, SM12, SM14, SMB2, SMW2, SSX2, SSX4 | |
| | | | | | 2 | ----- | ----- | HTF2, LSD2, QA2, QLL, QMA4, SXS4, VEX, VEX7 | |
| 15 | L | 90002-ZG0-003 | SCREW, TAPPING, 4X8..... | 2 | ----- | ----- | HTF2, LSD2, QA2, QLL, QMA4, SXS4, VEX, VEX7 | | |
| | | | | 2 | ----- | 1219902 | QMX2, SKB2, SM12, SM14, SMB2, SMW2, SSX2, SSX4 | | |
| E-40-1 | 3 | T | 18340-ZE1-010 | DEFLECTOR COMP..... | 1 | ----- | ----- | HXUZ, LAJ4, LSB, LSJ4, SAD4, SAJ4, SAR4, SWX2, SWX4 | |
| | | | | | 1 | ----- | 1219903 | ----- | QMX2, SKB2, SM12, SM14, SMB2, SMW2, SSX2, SSX4 |
| | 6 | T | 18522-ZE1-000 | GUIDE, MUFFLER..... | 1 | ----- | ----- | HXUZ, LAJ4, LSB, LSJ4, SAD4, SAJ4, SAR4, SWX2, SWX4 | |
| | | | | | 1 | ----- | 1219903 | ----- | QMX2, SKB2, SM12, SM14, SMB2, SMW2, SSX2, SSX4 |
| | | | | | 2 | ----- | ----- | HXUZ, LAJ4, LSB, LSJ4, SAD4, SAJ4, SAR4, SWX2, SWX4 | |
| 7 | T | 90002-ZG0-003 | SCREW, TAPPING, 4X8..... | 2 | ----- | ----- | HXUZ, LAJ4, LSB, LSJ4, SAD4, SAJ4, SAR4, SWX2, SWX4 | | |
| | | | | 2 | ----- | 1219903 | ----- | QMX2, SKB2, SM12, SM14, SMB2, SMW2, SSX2, SSX4 | |

NOTE A:PART NO. CHANGE D:NEWLY PROVIDED E:PART NO. DELETION K:REQUIRED NO. CORRECTION L:APPLICATION SERIAL NO. CORRECTION
M:PART DESCRIPTION CORRECTION T:APPLICATION CORRECTION Z:REMARKS CHANGE



PARTS CATALOGUE NEWS

Service Technology Department, Power Products Operations
Service Division, Honda Motor Co., Ltd.

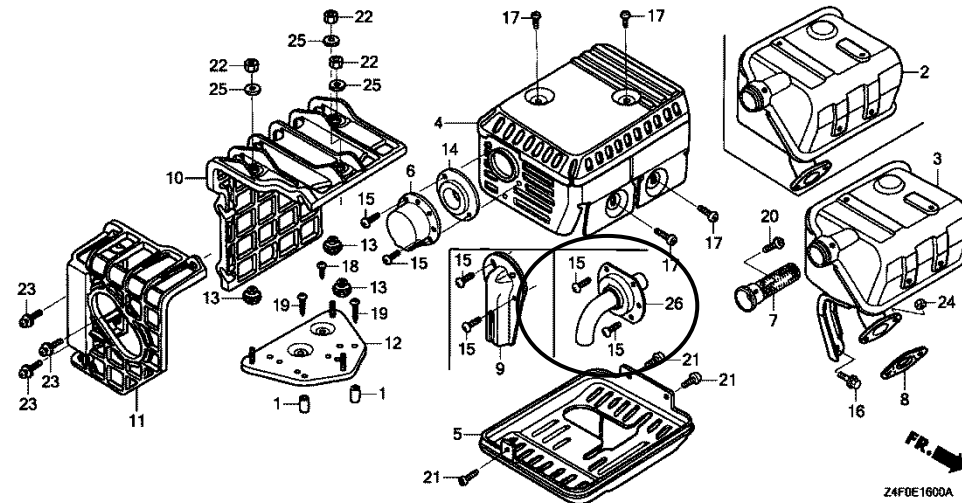
PARTS CATALOGUE - CORRECTED

Printed in Japan

| | |
|----------------------|----------|
| CODE NO. | 13Z4F601 |
| PARTS CATALOGUE NEWS | GX120U1 |
| NEWS NO. | 034 |

| Block No. | Ref. No. | Note | Part No. | Description | Reqd. QTY | Serial No. | Parts catalogue code |
|-----------|----------|------|---------------|---------------------------------|-----------|------------|----------------------|
| E-15-3 | 5 | M | 17230-ZE1-841 | COVER, AIR CLEANER (CYCLONE)... | 1 | ----- | QXC9 |

E-16 MUFFLER (1)



| | | | | | | | |
|------|----|---|---------------|---------------------|---|-------|------|
| E-16 | 6 | E | 18340-ZH7-U20 | *PARTS NO. DELETION | | | |
| | 26 | D | 18340-ZH7-U20 | DEFLECTOR COMP..... | 1 | ----- | QJG2 |

NOTE A:PART NO. CHANGE D:NEWLY PROVIDED E:PART NO. DELETION K:REQUIRED NO. CORRECTION L:APPLICATION SERIAL NO. CORRECTION
M:PART DESCRIPTION CORRECTION T:APPLICATION CORRECTION Z:REMARKS CHANGE



PARTS CATALOGUE NEWS

Service Technology Department, Power Products Operations
Service Division, Honda Motor Co., Ltd.

PARTS CATALOGUE - CORRECTED

Printed in Japan

| | |
|----------------------|----------|
| CODE NO. | 13Z4F601 |
| PARTS CATALOGUE NEWS | GX120U1 |
| NEWS NO. | 035 |

| Block No. | Ref. No. | Note | Part No. | Description | Reqd. QTY | Serial No. | Parts catalogue code | |
|-----------|----------|------|---------------|--------------------------------------|-----------------|------------|---|--|
| | | | | | GX 120 UT | | | |
| E-16 | 4 | L | 18320-ZF1-H01 | PROTECTOR, MUFFLER (STD.) (BLACK) | 1 | ----- | HHQ4, HT24, HX4, HXU, HXUZ, LHQ4, LSD2, LX4, LXU, QA2, QH26, QH04, QJG2, QMA4, QME4, QX26, QX4, QX7, QXS2, QXU, RD4, RHQ4, RX4, SD16, SD4, SHQ4, SWX2, SWX4, SX4, SX7, SXS4, TX26, TX4, UXU, VEX, VEX7, VX4, VX7, VXU, WD12, WKT6, WME2, WME4 | |
| | | | | | 1 | ----- | 1203308 | HT2, HTF2, HX2, HX26, LX2, PX2, QLL, QMX2, QX2, SMB2, SMW2, SSSX4, TX2, VED6, WDA6, WKD6, WKT2 |
| | | | | | 1 | ----- | 1204718 | LAJ4, LSB, LSJ4, SAD4, SAJ4, SAR4, SM12, SM14, SSSX2, WKT4, WMA3 |
| | | | T | 18320-ZF1-H02 | 1 | ----- | LXM2, SKB2 | |
| | | | | | 1 | 1203309 | ----- | HT2, HTF2, HX2, HX26, LX2, PX2, QLL, QMX2, QX2, SMB2, SMW2, SSSX4, TX2, VED6, WDA6, WKD6, WKT2 |
| | | | | | 1 | 1204719 | ----- | LAJ4, LSB, LSJ4, SAD4, SAJ4, SAR4, SM12, SM14, SSSX2, WKT4, WMA3 |
| E-17 | 7 | L | 16955-ZE1-000 | JOINT, FUEL TANK..... | 1 | ----- | HHQ4, HT2, HT24, HTF2, HX2, HX26, HX4, HXU, HXUZ, LHQ4, LX4, LXU, QA2, QH26, QH04, QLL, QMA4, QMA8, QME4, QWA4, QX26, QX4, QX7, QXC9, QXS2, QXU, RD4, RHQ4, RX4, SD16, SD4, SE, SG24, SHQ4, SMA7, SWX2, SWX4, SX4, SX7, SXS4, TX2, TX26, TX4, UXU, VEX, VEX7, VMS4, VX4, VX7, VXU, WD12, WDA6, WKD6, WKT6, WME2, WME4 | |
| | | | | | 1 | ----- | 1211325 | LX2, PX2, QMX2, QX2, SMB2, SMW2, SSSX4, VED6, WKT2 |
| | | | | | 1 | ----- | 1211395 | LAJ4, LSB, LSJ4, SAD4, SAJ4, SAR4, SM12, SM14, SSSX2, WKT4, WMA3 |
| | | | T | 16955-ZE1-010 | 1 | ----- | LXM2 | |

NOTE A:PART NO. CHANGE D:NEWLY PROVIDED E:PART NO. DELETION K:REQUIRED NO. CORRECTION L:APPLICATION SERIAL NO. CORRECTION
M:PART DESCRIPTION CORRECTION T:APPLICATION CORRECTION Z:REMARKS CHANGE

PARTS CATALOGUE NEWS

BOOKNo. :13Z4F601

| Block No. | Ref. No. | Note | Part No. | Description | Reqd. QTY | Serial No. | Parts catalogue code |
|-----------|----------|------|----------|-------------|-----------------|---------------|---|
| | | | | | GX 120 UI | | |
| | | | | | 1 | 1211326 ----- | LX2, PX2, QMX2, QX2, SMB2, SMW2, SSX4, VED6, WKT2 |
| | | | | | 1 | 1211396 ----- | LAJ4, LSB, LSJ4, SAD4, SAJ4, SAR4, SM12, SM14, SSX2, WKT4, WMA3 |

NOTE A:PART NO. CHANGE D:NEWLY PROVIDED E:PART NO.DELETION K:REQUIRED NO. CORRECTION L:APPLICATION SERIAL NO. CORRECTION
M:PART DESCRIPTION CORRECTION T:APPLICATION CORRECTION Z:REMARKS CHANGE

HONDA PARTS CATALOGUE NEWS

PARTS CATALOGUE - CORRECTED

| | |
|----------------------|----------|
| CODE NO. | 13Z4F601 |
| PARTS CATALOGUE NEWS | GX120U1 |
| NEWS NO. | 036 |

| Block No. | Ref. No. | Note | Part No. | Description | Reqd. QTY GX 120 U1 | Serial No. | Parts catalogue code |
|-----------|----------|------|---------------|--------------------------------------|------------------------------|------------|--|
| E-16 | 4 | T | 18320-ZF1-H01 | PROTECTOR, MUFFLER (STD.) (BLACK) | 1 | ----- | HT24, LHQ4, LSD2, LXU, QA2, QH26, QHQ4, QMA4, QME4, QX26, QX4, QX7, QXS2, QXU, SD16, SHQ4, SWX2, SWX4, SX7, SXS4, TX26, TX4, VEX, VEX7, VX4, VX7, VXU, WD12, WKT6, WME2, WME4 |
| | | T | 18320-ZF1-H02 | | 1 | ----- | HHQ4, HT2, HTF2, HX2, HX26, HX4, HXU, HXUZ, LAJ4, LSB, LSJ4, LX2, LX4, LXM2, PX2, QJG2, QLL, QMX2, QX2, RD4, RHQ4, RX4, SAD4, SAJ4, SAR4, SD4, SKB2, SM12, SM14, SMB2, SMW2, SSS2, SSS4, SX4, TX2, UXU, VED6, WDA6, WKD6, WKT2, WKT4, WMA3 |
| E-16-1 | 4 | T | 18320-ZF1-H51 | PROTECTOR, MUFFLER (SILENT)..... | 1 | ----- | QMA8, QWA4, SG24, SMA7, VMS4 |
| | | D | 18320-ZF1-H52 | | 1 | ----- | QXC9, SE, SJD2 |

NOTE A:PART NO. CHANGE D:NEWLY PROVIDED E:PART NO. DELETION K:REQUIRED NO. CORRECTION L:APPLICATION SERIAL NO. CORRECTION
M:PART DESCRIPTION CORRECTION T:APPLICATION CORRECTION Z:REMARKS CHANGE