

# P15000 400V 50HZ #AVR #MRS



## Main Features

Frequency	Hz	50
Voltage	V	400/230
Power factor	cos $\phi$	0.8
Phase		3

## Power Rating

Emergency Standby Power ESP	kVA	15.70
Emergency Standby Power ESP	kW	12.60
Prime power PRP	kVA	14.00
Prime power PRP	kW	11.20
Continuous power COP	kVA	12.20
Continuous power COP	kW	9.80

## Single Phase Power Rating

Single phase Maximum Power	kVA	8.10
Single phase continuous power COP	kVA	7.50

Ratings definition (According to standard ISO8528 1:2005)

### Engine specifications

Engine Brand		Honda
Model		GX690
Engine cooling system		Air
Displacement	cm <sup>3</sup>	688
Aspiration		Natural
Operating Speed-Nominal	rpm	3000
Speed governor		Mechanical
Fuel		Petrol
Oil capacity	l	1.9
Starting system		Electric
Electric circuit	V	12

### Alternator Specifications

Type		Brushes
Class		H
IP protection		23
Poles		2
Frequency	Hz	50
Voltage tolerance	%	1.5
Voltage regulation system		AVR
Standard AVR		AVR 960

### Dimensional data

Length	(L) mm	1205
Width	(W) mm	754
Height	(H) mm	1035
Dry weight	kg	325
Fuel tank capacity	l	40

### Autonomy

Fuel consumption at 75% of Load	l/h	5.96
Fuel consumption at 100% of Load	l/h	6.84
Running time at 75% of load	h	6.71
Running time at 100% of load	h	5.85


### Noise level

Guaranteed noise level (LWA)	dB(A)	92
Noise pressure level @ 7 m	dB(A)	64



**STEEL SUPPORTING FRAME:**

- Sturdy Supporting Frame for moto-alternator and canopy.
- Anti-vibration mounting properly sized.



**FULLY BUNDED BASEFRAME:**

- Base forcable by forklift.
- Welder base with drainage point
- Big fuel integrated tank for an increased autonomy.
- Fuel level sensor.
- Fuel refiling point external for simple and rapid refueling operations (cap with key available as an accessory)




**EASY AND FAST MAINTENANCE SERVICE:**

- Designed to access all components by opening the roof (opening and closing with safety key).
- Side door for engine service and maintenance (opening with locking system from inside the compartment)
- Oil draining pipe with cap.



**ENGINE COMPLETE WITH:**

- Battery
- Liquids (No Fuel)
- Lube oil pressure sensor




**CANOPY:**

- Modular type canopy designed for easy access to all components using only one side
- Weatherproof enclosure made of galvanized sheet metal.
- Noise attenuation thanks to high quality soundproofing material.
- Efficient residential silencer placed inside the canopy
- Single lifting points for easy Handling.



**GENSET CONTROL:**

- User friendly manual/remote start panel.
- Complete genset control and protection.
- Prepared for remote control
- Protection cover in plexiglass for controller



## GENSET CONTROL PANELS

Mounted on the genset, complete with digital control unit or monitoring, control and protection of the generating set.

### CONTROL SECTION

- CONTROL UNIT with Key 3 positions: OFF, ON local start, REM remote start.
- 2-wire remote start/stop (REM)
- CONNector for RSS / AMF panel (accessories available).
- Horn Alarm

### CONTROL UNIT

- Display: LCD with icons (52x35mm)
- Genset parameters: V- Hz – RPM – A (1Phase) – kVA – kWe – Fuel level (%)
- Parameters control and/or firmware transferring through NFC smart connect

### PROTECTIONS

- Circuit breaker.
- Genset Protection: Over load – current – voltage, High Coolant temperature, Low Oil pressure – Low fuel level.
- Emergency push button.

### SOCKET TYPE

SCHUKO 230V 16A IP68	1
2P+T CEE 230V 16A IP67	1
3P+N+T CEE 400V 16A IP67	1
3P+N+T CEE 400V 32A IP67	1



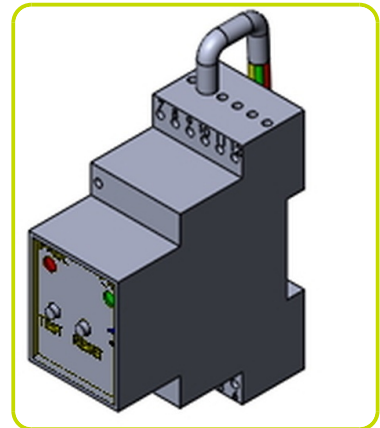
**DPP – Differential Protection**

Differential protection is device used to protect installations against indirect contact (not compatible with IPP).



**IPP - Isometer Protection**

Isometer Protection monitors the ungrounded system between an active phase conductor and earth (not compatible with DPP).



## ACCESSORIES CONTROL PANEL

### AMF - AUTOMATIC CONTROL PANEL

This accessory permits to control all the functions about a generator. It's built to monitor mono phase or three phase with neutral systems in alternate current; it permits to transfer the user's load on generator when the mains voltage is faulty. Conversely, as soon as AMF system detects the power grid, it stops the generator.

#### Equipment:

- Control and protection unit (DGT)
- Phase detector
- Contactor with interblock
- Battery charged
- Acoustic alarm
- 8 meters control wiring (with CONNector)
- External start stop capability
- Emergency stop button

#### Instrumentation (DGT):

- Mains voltage
- Genset voltage
- Frequency meter
- Hour meter

#### Alarm & Shutdowns:

- Generators voltage out of limits
- Battery Voltage out of limits
- Low oil Pressure
- Fail to start
- External shutdown



### RSS - REMOTE START / STOP

RSS Remote start/stop wireless with CONNector (max Distance 90m)



The information is aligned with the Data file at the time of download. Printed on 16/08/2023 (ID 12740)

©2023 | PR Industrial S.r.l unipersonale – Loc. Il Piano – 53031 Casole d'Elsa (SI) – ITALY. Company subject to the management and coordination of Generac Power Systems Inc. | All rights reserved | Image shown may not reflect actual package. Specifications subject to change without notice

