

GRW22Y



Power Rating

Emergency Standby Power ESP	kVA	19.3
Emergency Standby Power ESP	kW	15.4
Prime power PRP	kVA	18.3
Prime power PRP	kW	14.6
Frequency	Hz	50
Voltage	V	400/230
Phases	№	3
Power factor	cos ϕ	0.8
Max current	A	28
Nominal current	A	26
Fuel		Diesel
[50Hz] Exhaust emission level		Stage V
VERSION SWITCHABLE [50/60Hz]		NO



Ratings definition (ISO-8528)

ESP - Emergency Standby Power:

It is the maximum power available during a variable electrical power sequence, under the stated operating conditions, for which a generating set is capable of delivering in the event of a utility power outage or under test conditions for up to 200 h of operation per year with the maintenance intervals and procedures being carried out as prescribed by the manufacturers. The permissible average power output over 24 h of operation shall not exceed 70 % of the ESP.

PRP - Prime Power:

It is defined as being the maximum power which a generating set is capable of delivering continuously whilst supplying a variable electrical load when operated for an unlimited number of hours per year under the agreed operating conditions with the maintenance intervals and procedures being carried out as prescribed by the manufacturer. The permissible average power output over 24 h of operation shall not exceed 70 % of the prime power.

G2 class load acceptance in accordance with ISO 8528-5:2013 Higher performance classes check upon request.

Generators are compliant with EC mark which includes the following directives:

- 2006/42/CE Machinery safety.
- 2014/30/UE Electromagnetic compatibility.
- 2014/35/UE electrical equipment designed for use within certain voltage limits
- 2000/14/EC Sound Power level. Noise emissions outdoor equipment. (amended by 2005/88/EC) – If applicable
- 97/68/EC Emissions of gaseous and particulate pollutants. (amended by 2002/88/EC & 2004/26/EC) – If applicable
- EN 12100, EN 13857, EN 60204

Company with quality certification ISO 9001

Power supply 50Hz 230V Three Phase (with supplement VSS)

Frequency	Hz	50
Voltage	V	230
Phases	№	3
Power factor	$\cos \phi$	0.8
Emergency Standby Power ESP	kVA	19.3
Emergency Standby Power ESP	kW	15.4
Prime power PRP	kVA	18.3
Prime power PRP	kW	14.6
Max current	A	48
Nominal current	A	46

**Power supply 50Hz 230V Single Phase (with supplement VSS)**

Frequency	Hz	50
Voltage	V	230
Phases	№	1
Power factor	$\cos \phi$	0.8
Emergency Standby Power ESP	kVA	15.5
Emergency Standby Power ESP	kW	12.4
Prime power PRP	kVA	14.0
Prime power PRP	kW	11.2
Max current	A	54
Nominal current	A	49



Engine specifications

Engine Brand	YANMAR	
Model	4TNV88-BIPGE	
Engine cooling system	Water	
Nr. of cylinder and disposition	4 in line	
Displacement	cm ³	2190
Aspiration	Natural	
Speed governor	Mechanical	
Oil capacity	l	7.4
Coolant capacity	l	2.7
Electric circuit	V	12
Fuel	Diesel	
ENGINE DATA	Hz	50
[50Hz] Operating Speed-Nominal	rpm	1500
[50Hz] Exhaust emission level	Stage V	
[50Hz] Specific fuel consumption 75% PRP	g/kWh	240
[50Hz] Specific fuel consumption 100% PRP	g/kWh	251
ENGINE DATA	Hz	60
[60Hz] Operating Speed-Nominal	rpm	1800



Alternator Specifications

Alternator	LEROY SOMER	
Model	LSA 40-M5	
Type	Brushless	
Class	H	
IP protection	23	
Insulation Protection Systems	Protection System 2	
Poles	4	
Winding leads	12	
Voltage regulation system	Electronic	
Voltage tolerance	%	0.5



Installation data

[50Hz] Cooling air	m ³ /min	55.08
[50Hz] Exhaust gas flow PRP	m ³ /min	3.8
[50Hz] Exhaust gas temperature ESP	°C	525



Genset Equipment

CANOPY

Canopy painted made up of modular panels with 1000h+ tested salt spray resistant zinc metal sheet, with access doors on each side with high quality gaskets and lockable handles for easy maintenance and service.

BASE FRAME

Heavy duty base guarantees the highest standards of durability and resistance, painted using a high quality powder coating process (1000+h tested salt spray resistance). Fully bundled, able to retain 110% of all the sets fluids, the base frame is provided with integrated fork pockets and pull bar for easy maneuverability and site positioning.

SINGLE LIFTING POINT

MANUAL BATTERY SWITCH

EARTH ROD

Earth stock with cable fixed inside the genset.

DOCS HOLDER

Box internal for documents, manuals and electrical drawings.

HOT PARTS PROTECTIONS

LUBE OIL DRAIN PUMP

Makes it easier to the engine oil change.

FUEL VALVE (6 WAY)

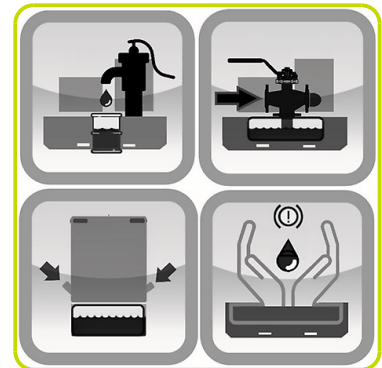

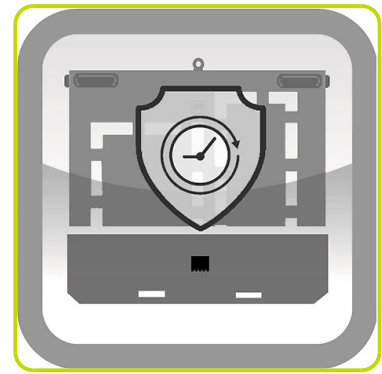
System designed for use the fuel from external tank and increase the autonomy of the generator.

FUEL TANK

Integrated metal fuel tank complete with double fuel refiling point (one each side).

LEAK PROOF TRAY WITH DETECTOR SENSOR

Fluid leak check in the leak proof tray.



Fuel Tank - Autonomy

Fuel tank location		Internal
Fuel tank material		Metal
Fuel tank capacity	l	216
[50Hz 400V] Fuel consumption 75% PRP	l/h	3.59
[50Hz 400V] Running time 75% PRP	h	60.17
[50Hz 400V] Fuel consumption 100% PRP	l/h	4.69
[50Hz 400V] Running time 100% PRP	h	46.06

Control panel - Options Available:

AUTOMATIC CONTROL PANEL

ACP



ACP - AUTOMATIC CONTROL PANEL

CONTROL SECTION:

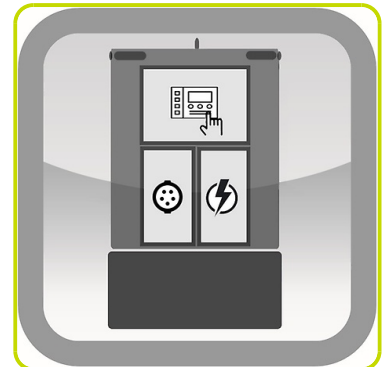
- Auto Mains Failure (AMF) function
- Gen-set controller for single genset operating in standby or prime power modes
- Full gen-set monitoring and protection
- Detailed event and performance log with time and date
- Emergency push button
- Extra Instrumentation (analogue): Fuel level meter; Mechanical hour counter
- Differential protection with internal switch
- 5A Battery charger.
- Potentiometer for voltage adjustment (internal)

SOCKET SECTION:

- Two wires facility for remote start/stop
- Plug for auxiliary power supply
- Multipin connector for LTS
- Socket Kit: Equipment and configurations available as a supplement.

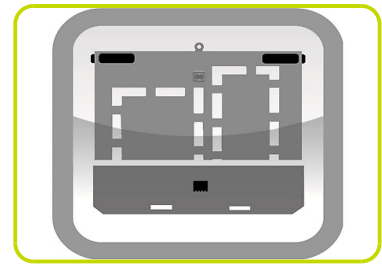
POWER SECTION:

- It integrates 4 poles modular circuit breaker suitably rated with thermal and magnetic overloads.
- Large and robust busbar with cables passage opening from the bottom for easy power cable connection.
- Provided with safety switch to trip circuit breaker if operator open the power section door to operate on the bus bar.



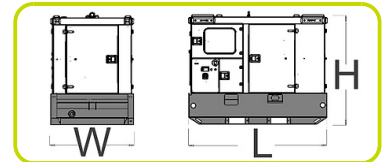
CANOPY VERSION

- Weatherproof Enclosure made of galvanized sheet metal allows to protect genset from corrosion and aggressive condition.
- Soundproofing by means washable and fireproof soundproofing material, to get noise attenuation. Exhaust silencer integrated in the genset shape with flat rain flap.
- Plastic Bumper (protections for the transport and stocking).



Dimensional data Canopy Version

Length	(L) mm	2000
Width	(W) mm	1200
Height	(H) mm	1582



Weight	Kg	1210
--------	----	------

Noise Level 50Hz

Guaranteed noise level (LWA)	dB(A)	90
Noise pressure level @ 1 m	dB(A)	73
Noise pressure level @ 7 m	dB(A)	61



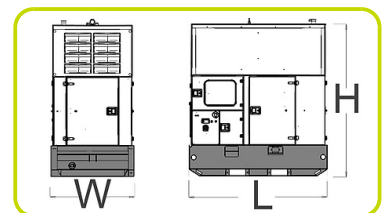
CANOPY EXTRA SILENT VERSION

- Extra silent Enclosure with low noise emission, suitable for installation near city centre and in any place where severe noise emission restriction are present
- Extra Silent Enclosure guarantee very low noise emission thanks to an additional soundproofing module on the roof, high quality soundproof material and residential silencer installed inside the enclosure



Dimensional data Canopy (Extra Silent Enclosure)

Length	(L) mm	2000
Width	(W) mm	1200
Height	(H) mm	2150



Weight	Kg	1270
--------	----	------

Noise Level 50Hz (Extra Silent Enclosure)

Guaranteed noise level (LWA)	dB(A)	86
Noise pressure level @ 1 m	dB(A)	68
Noise pressure level @ 7 m	dB(A)	57



Supplements:

To be ordered with equipment (when necessary) :

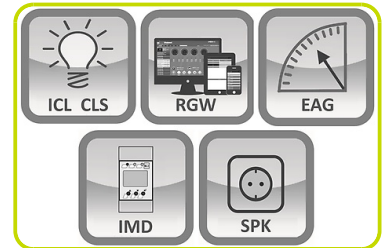
GENSET CONTROL EQUIPMENT

Voltage Selector Switch 3 positions (only with ACP)	Y400/230V 50Hz ΔΔ230V 1P 50Hz Δ230V 3P 50Hz	VSS5
---	---	------



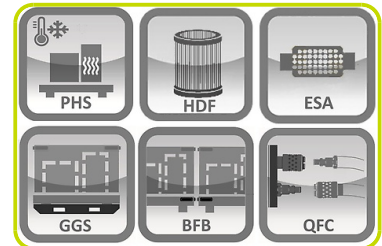
ELECTRICAL OPTION

Internal Canopy Lighting system with manual switch		ICL
Control section internal lighting (automatic with door switch)		CLS
DSE890 MKII DSEWebNet ® Gateway 4G (GSM/Ethernet)		RGW2
DSE855 USB to Ethernet Communications Device		RGW9
Engine analogue gauges (water temp / oil pressure)		EAG
Insulation Monitoring Device (Replace standard differential protection)		IMD
Socket kit		SPK
Bus bar arrangement		ERDF



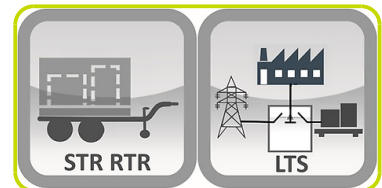
MECHANICAL OPTION

Pre-heating system		PHS
Water Separator Filter		WSP
Heavy-Duty Air Filter		HDF
Hot Parts Protections		HPP
Exhaust Spark Arrestor ATEX certified		ESA
Air Shut-Off Valve		ASV
Galvanized Sliding Skid		GGG
Baseframe Bumpers		BFB
Quick Fit Fuel connectors		QFC
Quick Fit Connectors inside the canopy		QFC1



Accessories

Items available as accessory equipment		:
Site trailer		STR
Road Trailer		RTR
Road Trailer with Drawbar Height-Adjustable		RTR-B
Load Transfer Switch [Accessories for ACP Panel]		LTS



The information is aligned with the Data file at the time of download. Printed on 17/08/2023 (ID 14988)

©2023 | PR Industrial S.r.l unipersonale – Loc. Il Piano – 53031 Casole d'Elsa (SI) – ITALY. Company subject to the management and coordination of Generac Power Systems Inc. | All rights reserved | Image shown may not reflect actual package. Specifications subject to change without notice

